

US00D969221S

(12) **United States Design Patent**  
**Hudson**

(10) **Patent No.:** **US D969,221 S**

(45) **Date of Patent:** **\*\* Nov. 8, 2022**

- (54) **THREE-SIDED YARD SIGN**
- (71) Applicant: **Devon Hudson**, Hudsonville, MI (US)
- (72) Inventor: **Devon Hudson**, Hudsonville, MI (US)
- (\*\*) Term: **15 Years**
- (21) Appl. No.: **29/839,620**
- (22) Filed: **May 23, 2022**

- 3,113,552 A \* 12/1963 Spooncer ..... G09B 29/008  
116/63 P
- 3,135,063 A \* 6/1964 Ricks ..... G09F 19/14  
40/473
- 3,208,173 A \* 9/1965 Shank ..... G09F 21/04  
116/28 R
- 3,274,315 A \* 9/1966 Kawamura ..... B29C 48/335  
428/116
- 3,322,093 A \* 5/1967 Goland ..... B60Q 7/005  
116/63 P
- 3,440,748 A \* 4/1969 Hackley ..... G09F 7/04  
248/467
- 3,469,335 A \* 9/1969 Leigh ..... G09F 1/06  
40/605

**Related U.S. Application Data**

- (63) Continuation-in-part of application No. 29/787,776, filed on Jun. 8, 2021.
- (51) **LOC (13) Cl.** ..... **20-03**
- (52) **U.S. Cl.**  
USPC ..... **D20/10; D20/40**
- (58) **Field of Classification Search**  
USPC ..... D14/125, 126, 127, 129, 451; D20/10, D20/12, 13, 16, 17, 18, 19, 20, 35, 40, D20/41, 42, 43, 99; D6/682.2, 682.4, D6/682.6; D21/811, 815, 816, 835  
CPC ..... H04N 5/655; H04N 5/66; H04N 11/00; H04N 7/00; G06F 3/1407; G06F 3/14; G06F 3/1423; G06F 3/147; G09F 21/042; G09F 13/36; G09F 15/0012; G09F 15/0018  
See application file for complete search history.

(Continued)

*Primary Examiner* — Catherine Ho  
(74) *Attorney, Agent, or Firm* — Quickpatents, LLC; Kevin Prince

(57) **CLAIM**

The ornamental design for a three-sided yard sign, as shown and described.

**DESCRIPTION**


FIG. 1 is a front perspective view of a three-sided yard sign, showing my new design in a flat configuration;  
FIG. 2 is a rear perspective view of FIG. 1;  
FIG. 3 is a top plan view of FIG. 1, the bottom plan view being a mirror image thereof;  
FIG. 4 is a perspective view thereof, illustrated in an assembled configuration;  
FIG. 5 is a front elevational view of FIG. 4;  
FIG. 6 is a rear elevational view of FIG. 4;  
FIG. 7 is a right-side elevational view of FIG. 4;  
FIG. 8 is a left-side elevational view of FIG. 4; and,  
FIG. 9 is a top plan view of FIG. 4, the bottom plan view being a mirror image thereof.  
The broken lines showing text in the figures depict portions of the three-sided yard sign that form no part of the claimed design.

(56) **References Cited**

**U.S. PATENT DOCUMENTS**

- 1,148,114 A \* 7/1915 Morris ..... G09F 7/18  
40/607.01
- 2,679,997 A \* 6/1954 Harris ..... G09F 1/06  
248/174
- 2,881,662 A \* 4/1959 Harris ..... B60Q 7/005  
229/87.01
- 2,960,786 A \* 11/1960 Wagner ..... G09F 21/04  
428/31

**1 Claim, 6 Drawing Sheets**



(56)

**References Cited**

U.S. PATENT DOCUMENTS

3,690,620 A \* 9/1972 Matson ..... E01F 9/688  
256/64  
D236,024 S \* 7/1975 Stentz ..... D26/67  
D240,469 S \* 7/1976 Bissell ..... D20/10  
3,973,341 A \* 8/1976 Kent, Jr. .... G09F 1/06  
40/124.191  
4,787,163 A \* 11/1988 Berg ..... G09F 21/042  
40/592  
5,307,580 A \* 5/1994 Farmer ..... G09F 7/18  
248/156  
D431,839 S \* 10/2000 McCaffrey, Jr. .... D20/10  
6,170,183 B1 \* 1/2001 Keefe ..... G09F 15/0006  
248/156  
6,360,465 B1 \* 3/2002 Simpson ..... G09F 3/204  
40/661.03  
7,150,119 B1 \* 12/2006 Nudo, Jr. .... G09F 15/02  
428/138  
7,284,347 B2 \* 10/2007 Rodrigues ..... G09F 3/20  
40/737  
7,437,844 B1 \* 10/2008 Kennedy ..... G09F 15/00  
40/607.05  
7,520,075 B1 \* 4/2009 Clark ..... G09F 7/18  
40/607.06  
D767,925 S \* 10/2016 Blagmon, Jr. .... D6/693

\* cited by examiner

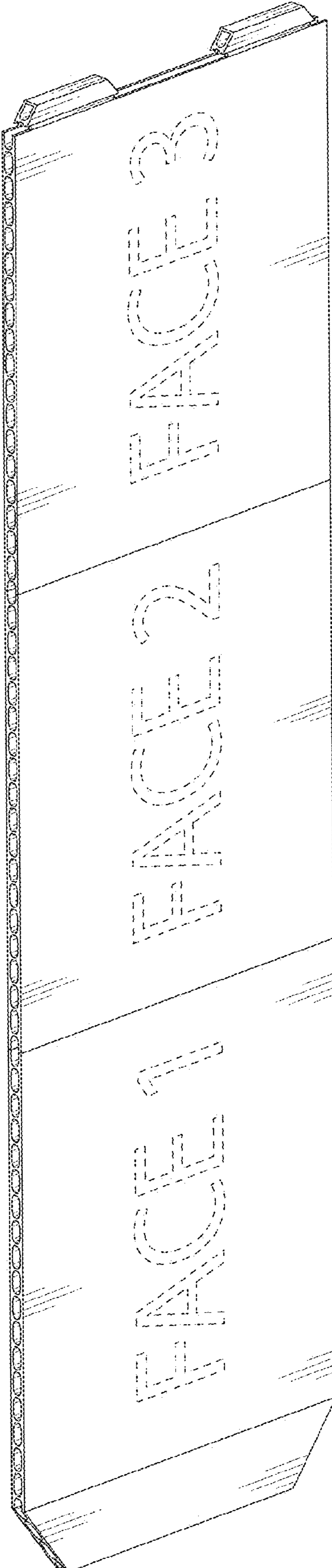


FIG. 1

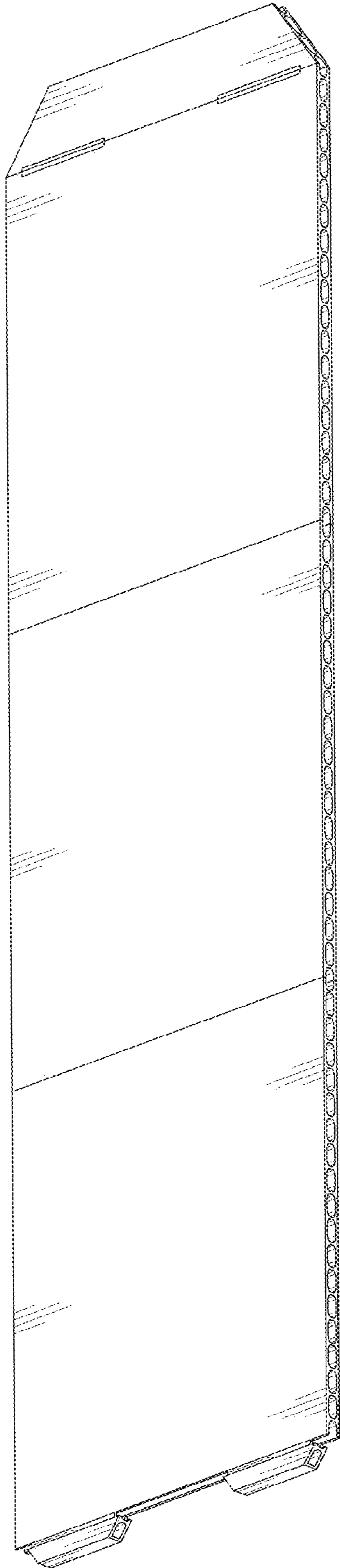


FIG. 2



FIG. 3




FIG. 4




FIG. 5



FIG. 6




FIG. 7




FIG. 8

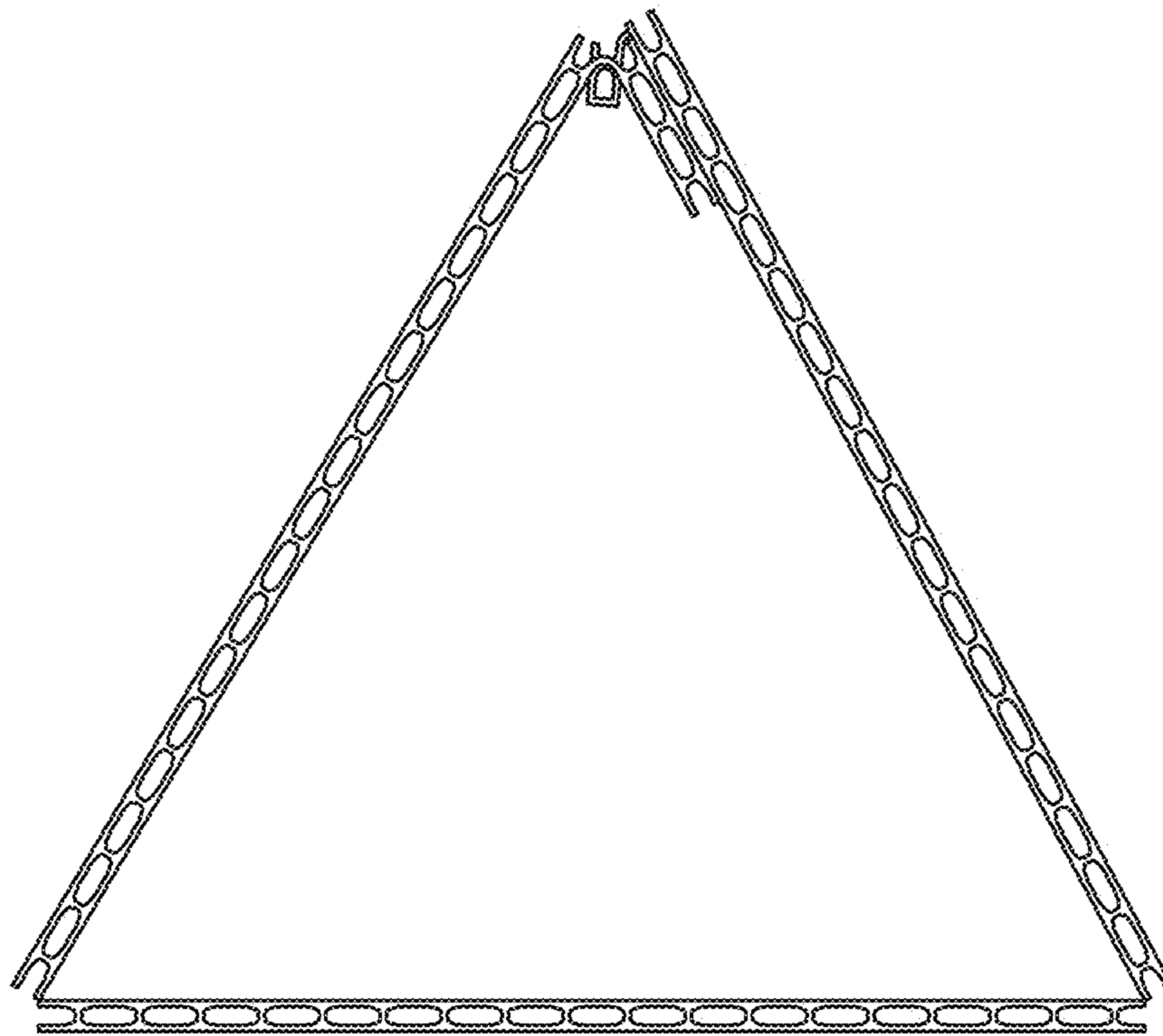


FIG. 9