



US00D969220S

(12) **United States Design Patent**
Hudson

(10) **Patent No.:** **US D969,220 S**

(45) **Date of Patent:** **** Nov. 8, 2022**

(54) **THREE-SIDED YARD SIGN**

(71) Applicant: **Devon Hudson**, Hudsonville, MI (US)

(72) Inventor: **Devon Hudson**, Hudsonville, MI (US)

(**) Term: **15 Years**

(21) Appl. No.: **29/812,888**

(22) Filed: **Oct. 25, 2021**

Related U.S. Application Data

(63) Continuation-in-part of application No. 29/798,610, filed on Jul. 8, 2021.

(51) **LOC (13) Cl.** **20-03**

(52) **U.S. Cl.**
USPC **D20/10; D20/40**

(58) **Field of Classification Search**
USPC D14/125, 126, 127, 129, 451; D20/10, D20/12, 13, 16, 17, 18, 19, 20, 35, 40, D20/41, 42, 43, 99; D6/682.2, 682.4, D6/682.6; D21/811, 815, 816, 835
CPC H04N 5/655; H04N 5/66; H04N 11/00; H04N 7/00; G06F 3/1407; G06F 3/14; G06F 3/1423; G06F 3/147; G09F 21/042; G09F 13/36; G09F 15/0012; G09F 15/0018

See application file for complete search history.

(56) **References Cited**

U.S. PATENT DOCUMENTS

- 1,148,114 A * 7/1915 Morris G09F 7/18
40/607.01
- 2,679,997 A * 6/1954 Arthur G09F 1/06
248/174
- 2,881,662 A * 4/1959 Harris B60Q 7/005
229/87.01
- 2,960,786 A * 11/1960 Wagner G09F 21/04
428/31

- 3,113,552 A * 12/1963 Spooncer G09B 29/008
116/63 P
- 3,135,063 A * 6/1964 Ricks G09F 19/14
40/473
- 3,208,173 A * 9/1965 Shank G09F 21/04
116/28 R
- 3,274,315 A * 9/1966 Kawamura B29C 48/335
428/116
- 3,322,093 A * 5/1967 Goland B60Q 7/005
116/63 P

(Continued)

Primary Examiner — Catherine Ho

(74) *Attorney, Agent, or Firm* — Quickpatents, LLC;
Kevin Prince

(57) **CLAIM**

The ornamental design for a three-sided yard sign, as shown and described.

DESCRIPTION

This application is a Continuation-in-Part of U.S. Design patent application Ser. No. 29/787,776, filed on Jun. 8, 2021, and incorporated herein by reference.

FIG. 1 is a front perspective view of a three-sided yard sign, showing my new design in a flat configuration;

FIG. 2 is a rear perspective view of FIG. 1;

FIG. 3 is a top plan view of FIG. 1, the bottom plan view being a mirror image thereof;

FIG. 4 is a perspective view thereof, illustrated in an assembled configuration;

FIG. 5 is a front elevational view of FIG. 4;

FIG. 6 is a rear elevational view of FIG. 4;

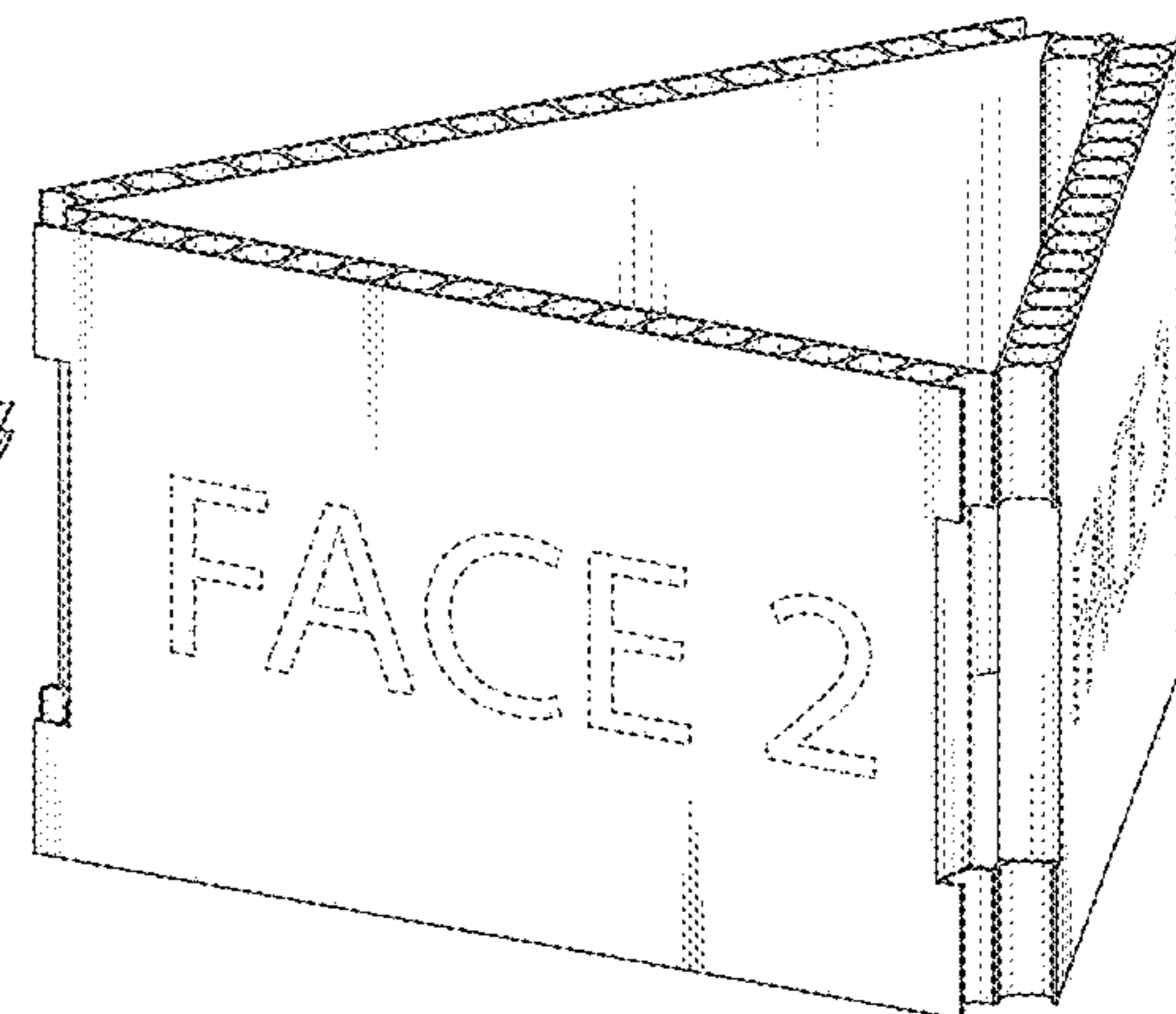

FIG. 7 is a left-side elevational view of FIG. 4;

FIG. 8 is a right-side elevational view of FIG. 4; and,

FIG. 9 is a top plan view of FIG. 4, the bottom plan view being a mirror image thereof.

The broken lines showing text in the figures depict portions of the three-sided yard sign that form no part of the claimed design.

1 Claim, 6 Drawing Sheets



(56)

References Cited

U.S. PATENT DOCUMENTS

3,440,748 A * 4/1969 Hackley G09F 7/04
248/467

3,469,335 A * 9/1969 Leigh G09F 1/06
40/605

3,690,620 A * 9/1972 Matson E01F 9/688
256/64

D236,024 S * 7/1975 Stentz D26/67

D240,469 S * 7/1976 Bissell D20/10

3,973,341 A * 8/1976 Kent, Jr. G09F 1/06
40/124.191

4,787,163 A * 11/1988 Berg G09F 21/042
40/592

5,307,580 A * 5/1994 Farmer G09F 7/18
248/156

D431,839 S * 10/2000 McCaffrey, Jr. D20/10

6,170,183 B1 * 1/2001 Keefe G09F 15/0006
248/156

6,360,465 B1 * 3/2002 Simpson G09F 3/204
40/661.03

7,150,119 B1 * 12/2006 Nudo, Jr. G09F 15/02
428/138

7,284,347 B2 * 10/2007 Rodrigues G09F 3/20
40/737

7,437,844 B1 * 10/2008 Kennedy G09F 15/00
40/607.05

7,520,075 B1 * 4/2009 Clark G09F 7/18
40/607.06

D767,925 S * 10/2016 Blagmon, Jr. D6/693

* cited by examiner

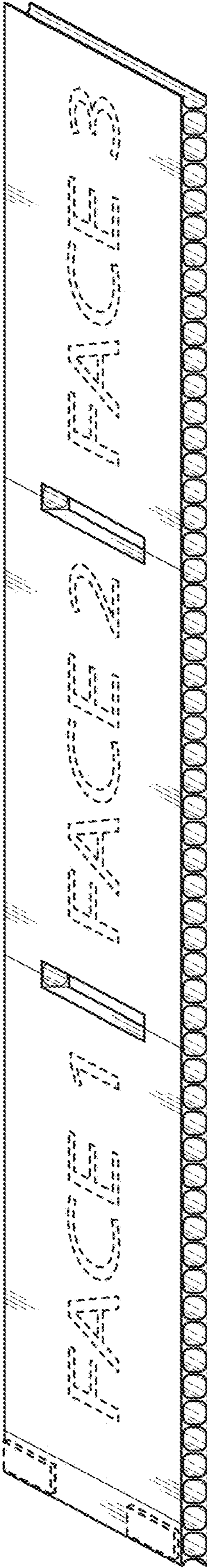


FIG. 1

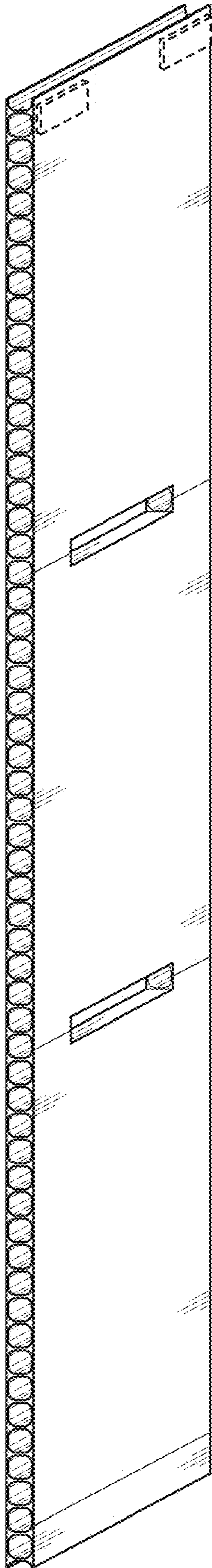


FIG. 2



FIG. 3

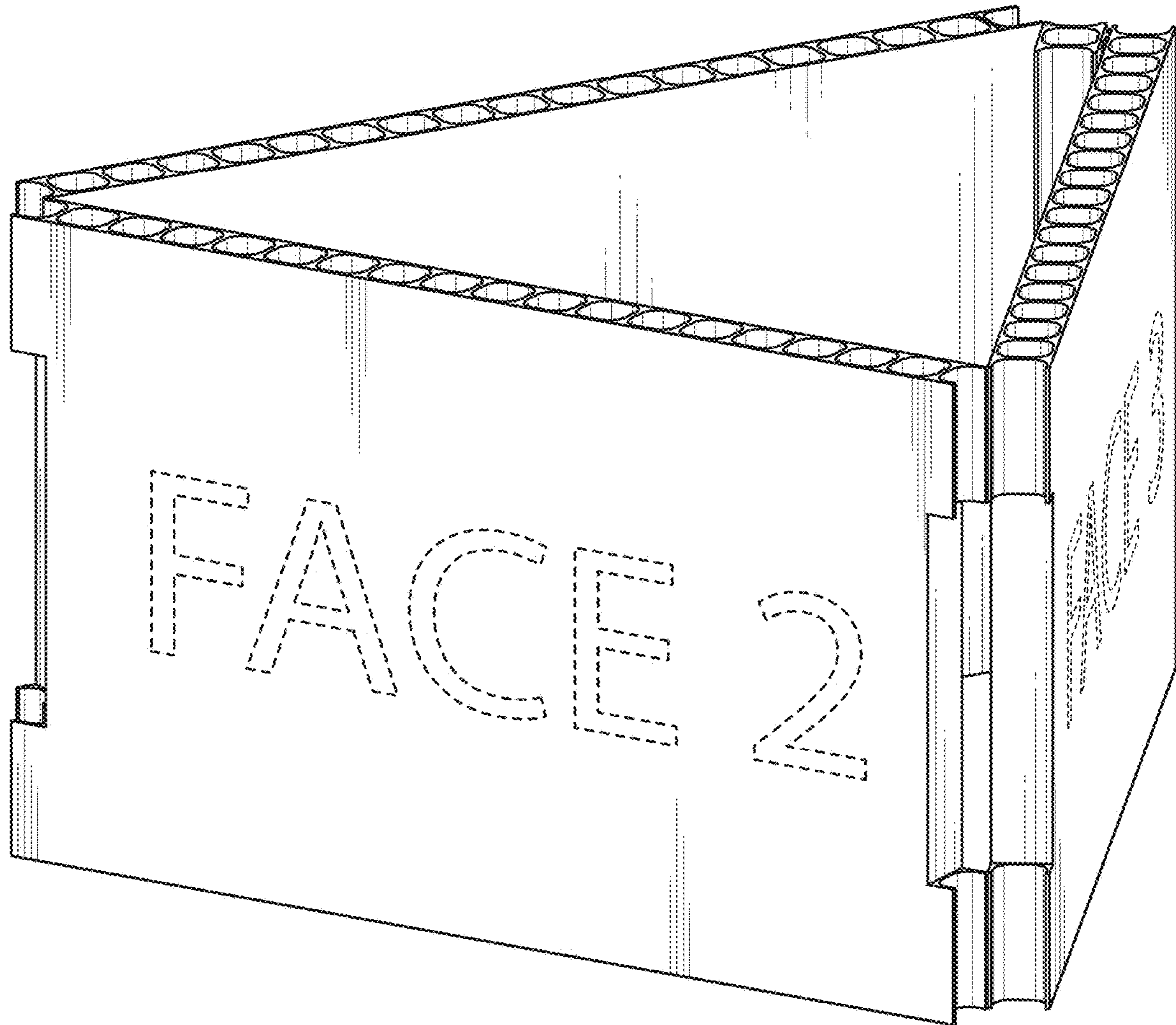


FIG. 4



FIG. 5




FIG. 6




FIG. 7



FIG. 8

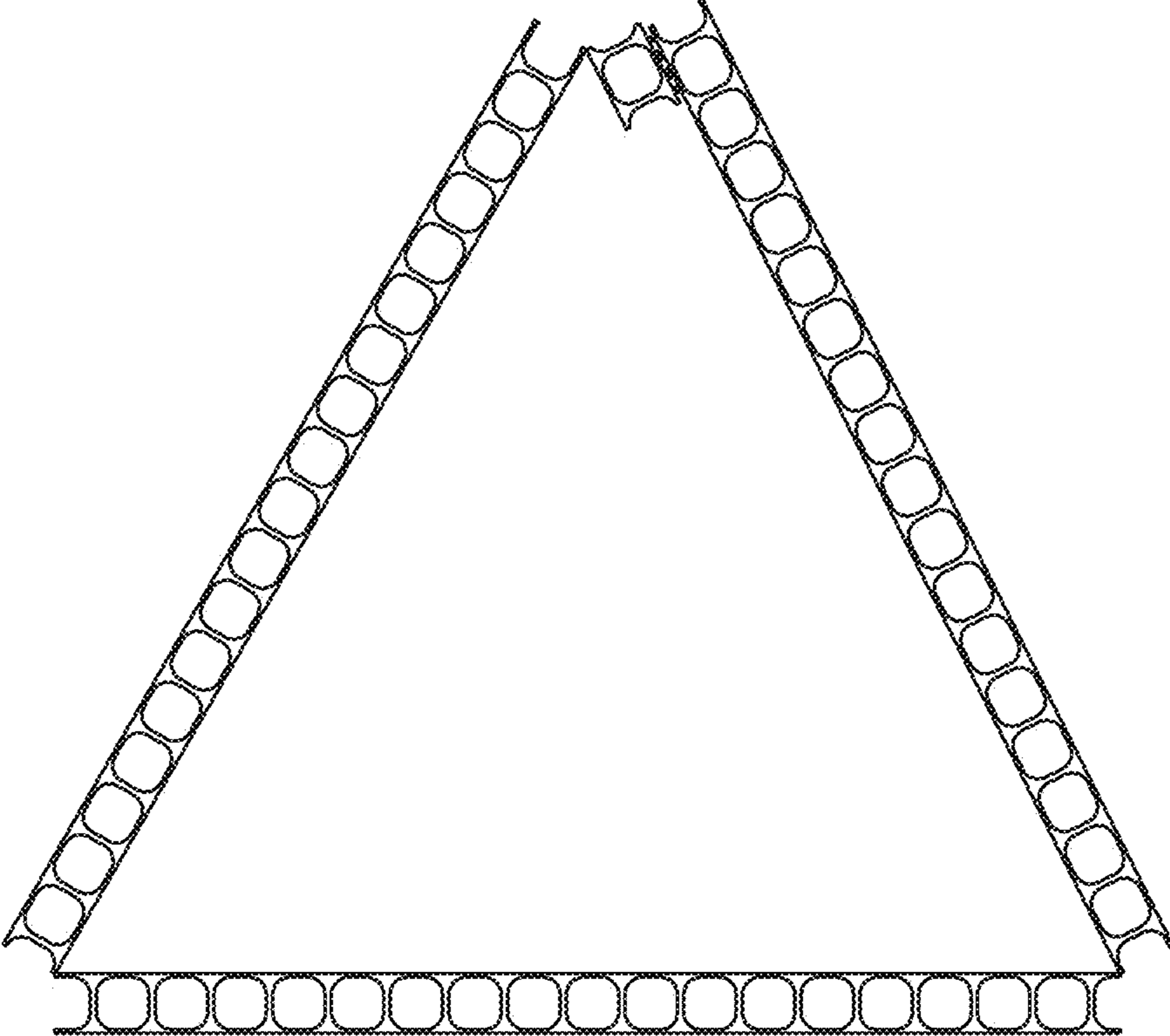


FIG. 9