



US00D969218S

(12) **United States Design Patent**
Hudson

(10) **Patent No.:** **US D969,218 S**

(45) **Date of Patent:** **** Nov. 8, 2022**

(54) **THREE-SIDED YARD SIGN**

(71) Applicant: **Devon Hudson**, Hudsonville, MI (US)

(72) Inventor: **Devon Hudson**, Hudsonville, MI (US)

(**) Term: **15 Years**

(21) Appl. No.: **29/787,776**

(22) Filed: **Jun. 8, 2021**

(51) **LOC (13) Cl.** **20-03**

(52) **U.S. Cl.**
USPC **D20/10; D20/40**

(58) **Field of Classification Search**
USPC D14/125, 126, 127, 129, 451; D20/10,
D20/12, 13, 16, 17, 18, 19, 20, 35, 40,
D20/41, 42, 43, 99; D6/682.2, 682.4,
D6/682.6; D21/811, 815, 816, 835
CPC H04N 5/655; H04N 5/66; H04N 11/00;
H04N 7/00; G06F 3/1407; G06F 3/14;
G06F 3/1423; G06F 3/147; G09F 21/042;
G09F 13/36; G09F 15/0012; G09F
15/0018

See application file for complete search history.

(56) **References Cited**

U.S. PATENT DOCUMENTS

- 1,148,114 A * 7/1915 Morris G09F 7/18
40/607.01
- 2,188,404 A 1/1940 Hengel
- 2,679,997 A 6/1954 Harris
- 2,881,662 A * 4/1959 Harris B60Q 7/005
229/87.01
- 2,960,786 A * 11/1960 Wagner G09F 21/04
428/31
- 3,113,552 A * 12/1963 Spooncer G09B 29/008
116/63 P
- 3,135,063 A * 6/1964 Ricks G09F 19/14
40/473
- 3,208,173 A * 9/1965 Shank G09F 21/04
116/28 R

- 3,254,434 A 6/1966 Gintoft
- 3,274,315 A * 9/1966 Kawamura B29C 48/335
428/116
- 3,322,093 A * 5/1967 Goland B60Q 7/005
116/63 P
- 3,440,748 A * 4/1969 Hackley G09F 7/04
248/467
- 3,469,335 A * 9/1969 Leigh G09F 1/06
40/605
- 3,541,713 A 11/1970 Hart
- 3,690,620 A * 9/1972 Matson E01F 9/688
256/64

(Continued)

Primary Examiner — Catherine Ho

(74) *Attorney, Agent, or Firm* — Quickpatents, LLC;
Kevin Prince

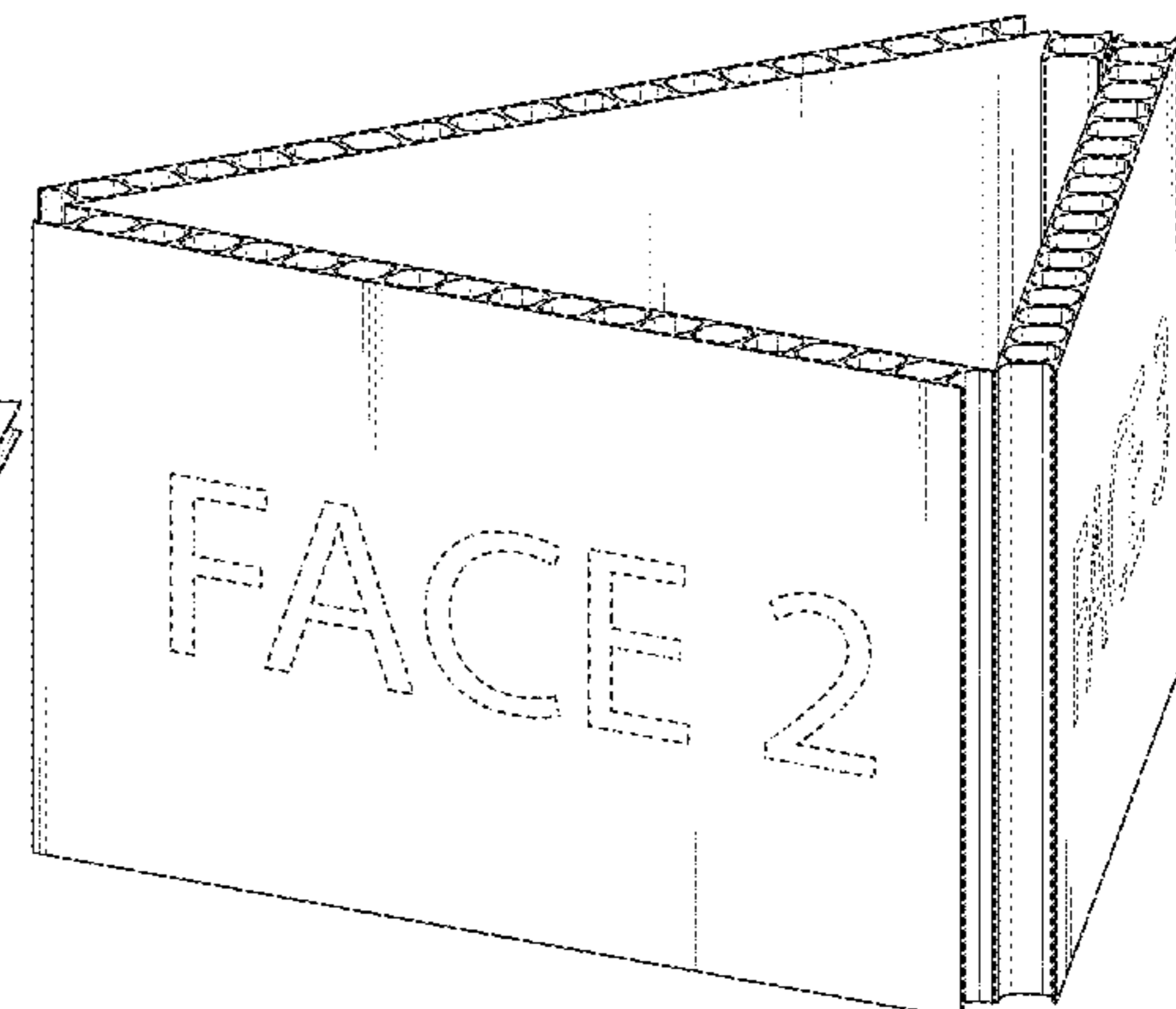
(57) **CLAIM**

The ornamental design for a three-sided yard sign, as shown and described.

DESCRIPTION

FIG. 1 is a perspective view of a three-sided yard sign, showing my new design in a flat configuration;
 FIG. 2 is a rear perspective view of FIG. 1;
 FIG. 3 is a top plan view of FIG. 1, the bottom plan view being a mirror image thereof;
 FIG. 4 is a perspective view thereof, illustrated in an assembled configuration;
 FIG. 5 is a front elevational view of FIG. 4;
 FIG. 6 is a rear elevational view of FIG. 4;
 FIG. 7 is a left-side elevational view of FIG. 4;
 FIG. 8 is a right-side elevational view of FIG. 4; and,
 FIG. 9 is a top plan view of FIG. 4, the bottom plan view being a mirror image thereof.
 The broken lines showing text and hook-and-loop type fastening strips in the figures depict portions of the three-sided yard sign that form no part of the claimed design.

1 Claim, 6 Drawing Sheets



US D969,218 S

Page 2

(56)

References Cited

U.S. PATENT DOCUMENTS

D236,024 S *	7/1975	Stentz	D26/67	7,150,119 B1	12/2006	Nudo, Jr.	
D240,469 S *	7/1976	Bissell	D20/10	7,284,347 B2 *	10/2007	Rodrigues G09F 3/20 40/737
3,973,341 A *	8/1976	Kent, Jr.	G09F 1/06 40/124.191	D566,874 S	4/2008	Howard	
4,259,803 A	4/1981	Sittler			7,437,844 B1 *	10/2008	Kennedy G09F 15/00 40/607.05
4,671,004 A	6/1987	Berg			7,520,075 B1 *	4/2009	Clark G09F 7/18 40/607.06
4,787,163 A *	11/1988	Berg	G09F 21/042 40/592	7,827,714 B2	11/2010	Howard	
4,790,091 A	12/1988	Hull			8,776,415 B2	7/2014	Kawaguchi	
4,926,609 A	5/1990	Arico			D767,925 S *	10/2016	Blagmon, Jr. D6/693
5,212,898 A	5/1993	Dinan			9,892,665 B2	2/2018	LeMay	
5,307,580 A *	5/1994	Farmer	G09F 7/18 248/156	9,965,980 B2	5/2018	Fernandez	
5,566,483 A	10/1996	Ogren			10,096,270 B2	10/2018	Emoff	
5,606,815 A	3/1997	Feldwhere			10,160,123 B2	12/2018	Ceppek	
D382,910 S	8/1997	Greenfield			10,352,663 B2	7/2019	Thompson	
6,050,012 A	4/2000	Greenfield			10,403,175 B2	9/2019	Dashe	
D431,839 S *	10/2000	McCaffrey, Jr.	D20/10	10,699,602 B2	6/2020	Frost	
6,170,183 B1	1/2001	Keefe			10,755,605 B2	8/2020	Enriquez	
6,178,673 B1	1/2001	Blackford			2007/0193196 A1	8/2007	Pernici	
6,360,465 B1 *	3/2002	Simpson	G09F 3/204 40/661.03	2015/0310780 A1	10/2015	Anders	
					2017/0092163 A1	3/2017	Hlavin	
					2020/0215783 A1	7/2020	Racine	

* cited by examiner

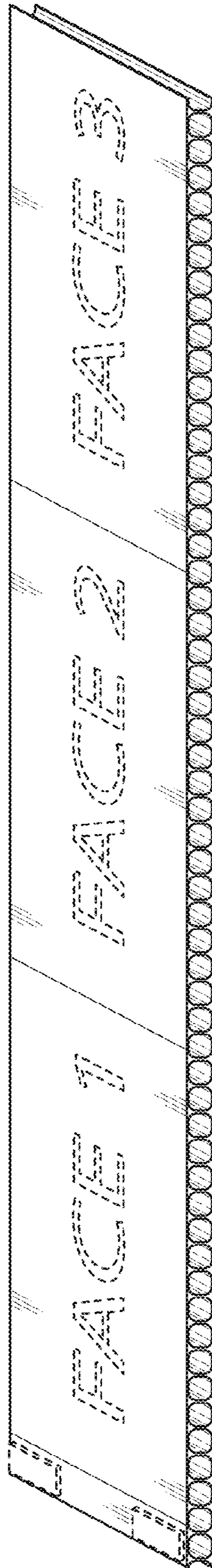


FIG. 1

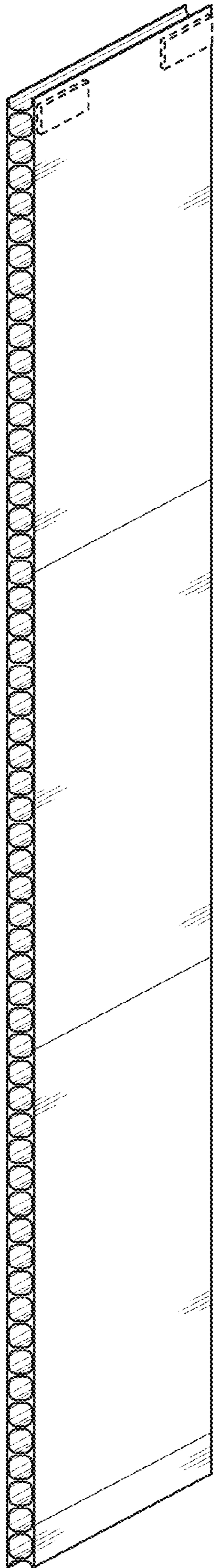


FIG. 2



FIG. 3

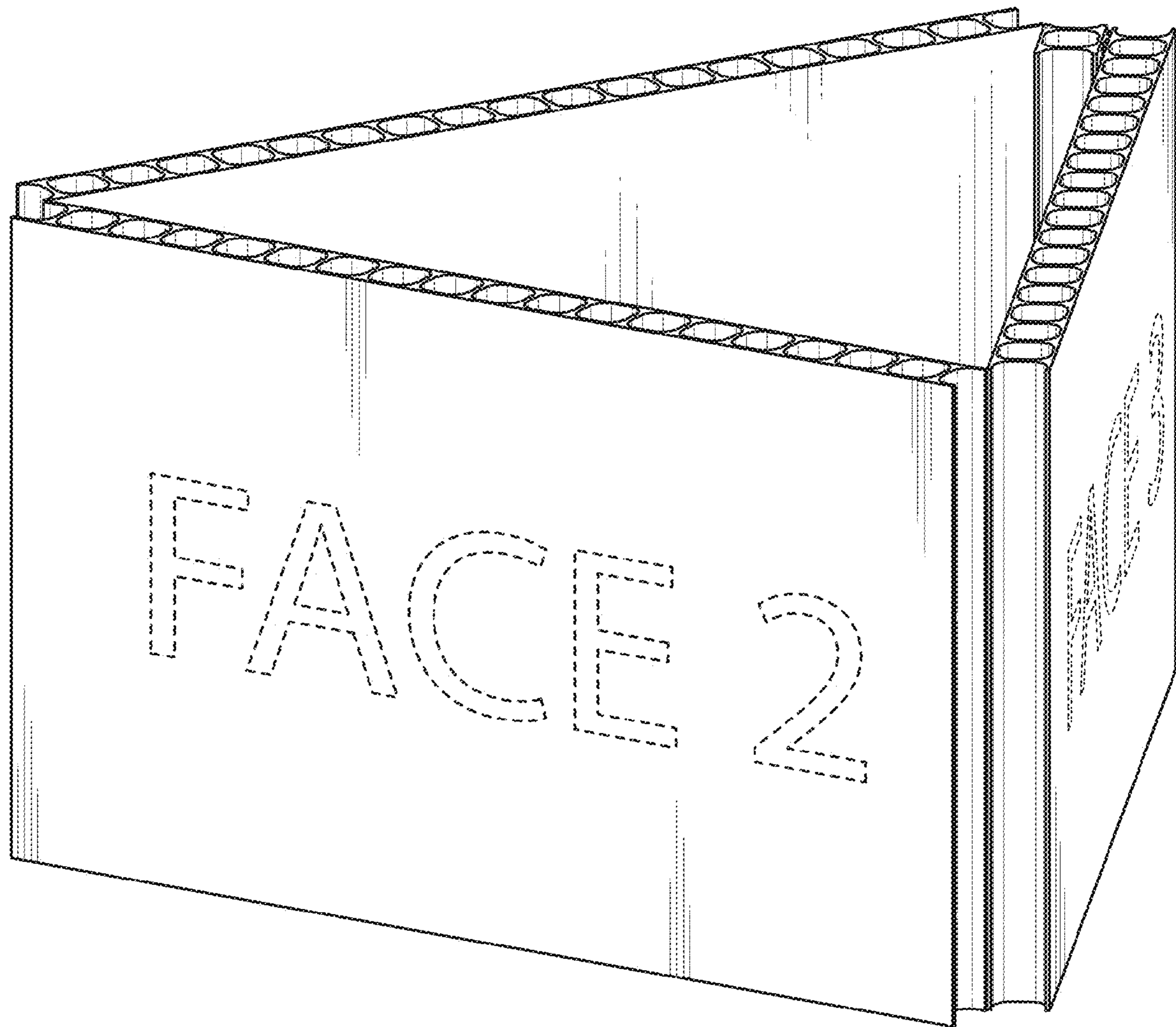


FIG. 4




FIG. 5




FIG. 6




FIG. 7



FIG. 8

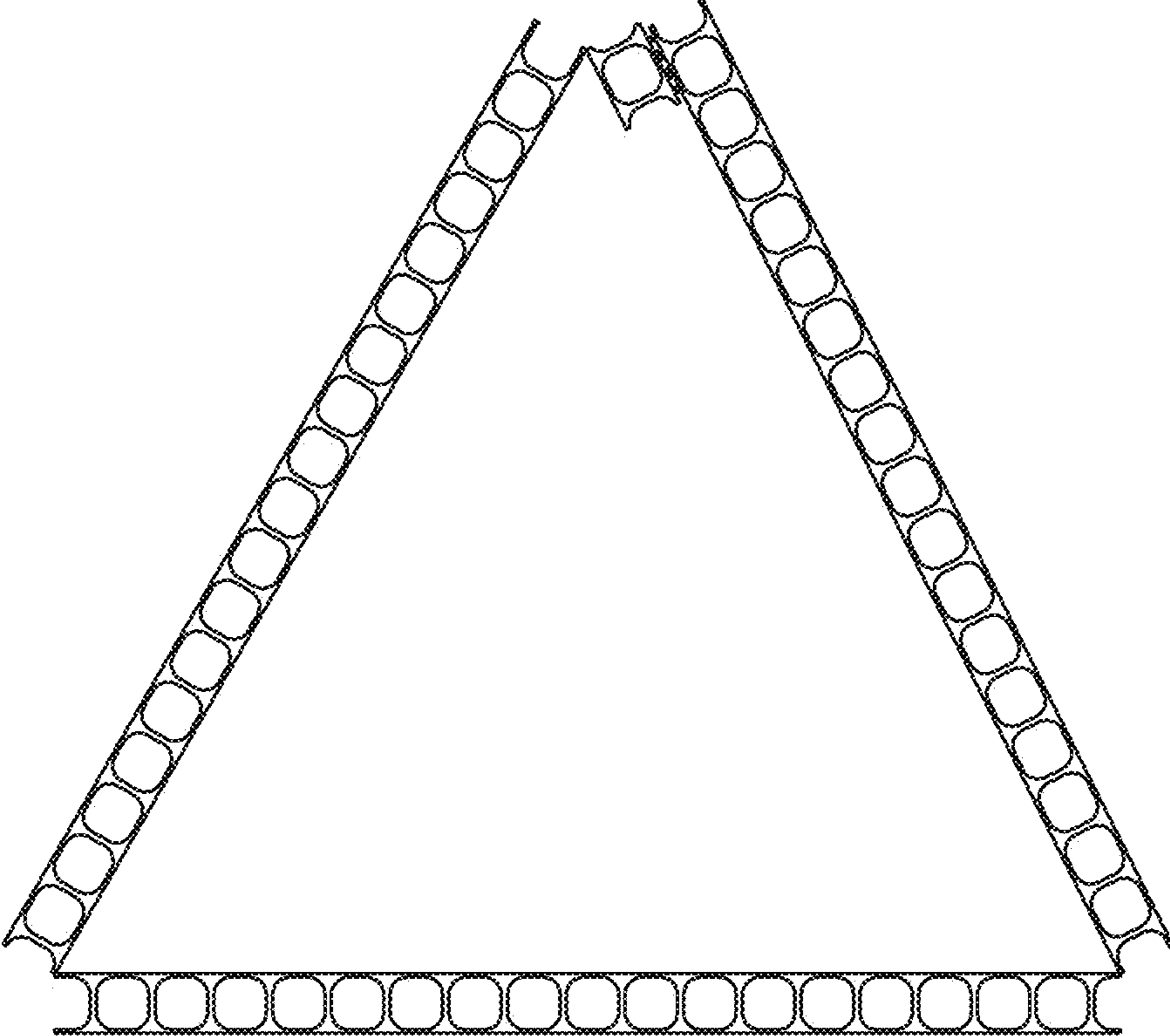


FIG. 9