



US00D969170S

(12) **United States Design Patent**  
**Bonet Molledo**

(10) **Patent No.:** **US D969,170 S**  
(45) **Date of Patent:** **\*\* Nov. 8, 2022**

- (54) **AIR FILTER FOR VEHICLES**
- (71) Applicant: **BRAVO DEAL, S.L.**, Girona (ES)
- (72) Inventor: **Joan Bonet Molledo**, Girona (ES)
- (73) Assignee: **BRAVO DEAL, S.L.**, Girona (ES)
- (\*\*) Term: **15 Years**
- (21) Appl. No.: **29/776,726**
- (22) Filed: **Mar. 31, 2021**
- (51) **LOC (13) Cl.** ..... **15-01**
- (52) **U.S. Cl.**  
USPC ..... **D15/5**
- (58) **Field of Classification Search**  
USPC ..... D15/1-5  
CPC ..... F02M 35/10091; F02M 35/10222; F02M 35/10295; F02M 35/10321; F02M 35/10262; F02M 35/104; F02M 35/10354; F02M 35/116; F02M 35/10052; F02M 35/10078; F02M 35/112; F02M 35/10085; F02M 31/00; F02M 31/04; F02M 31/042; F02M 31/045; F02M 31/047; F02M 31/093; F02M 35/10144; F02M 35/10039; F02M 35/10347; F02M 35/10334; F02M 35/00; F02M 35/10; F02M 35/10026; F02M 35/044  
See application file for complete search history.

- (56) **References Cited**  
U.S. PATENT DOCUMENTS  
D636,787 S \* 4/2011 Luxon ..... D12/400  
D638,446 S \* 5/2011 Luxon ..... D12/400

- D648,745 S \* 11/2011 Luxon ..... D12/400
- D649,162 S \* 11/2011 Luxon ..... D12/400
- D693,370 S \* 11/2013 Randhawa ..... D15/5
- 10,393,076 B1 \* 8/2019 Freeman ..... F02M 35/162
- 10,752,106 B1 \* 8/2020 Freeman ..... B62D 65/16
- D948,390 S \* 4/2022 Bonet Molledo ..... D12/163
- 2014/0008136 A1 \* 1/2014 Bennett ..... B60K 13/02  
180/68.3
- 2015/0240760 A1 \* 8/2015 Lewington ..... F02M 35/10013  
55/447
- 2021/0190019 A1 \* 6/2021 Vite Cadena .... F02M 35/10006

\* cited by examiner

*Primary Examiner* — Ania Aman

(74) *Attorney, Agent, or Firm* — Lucas & Mercanti, LLP


(57) **CLAIM**

The ornamental design for an air filter for vehicles, as shown and described.

**DESCRIPTION**

FIG. 1 is a front view of an air filter for vehicles;  
FIG. 2 is a back view thereof;  
FIG. 3 is a left side view thereof;  
FIG. 4 is a back perspective view thereof;  
FIG. 5 is a front perspective view thereof;  
FIG. 6 is a right side view thereof; and,  
FIG. 7 is a top view thereof.

**1 Claim, 7 Drawing Sheets**






**Fig. 1**




**Fig. 2**




**Fig. 3**




**Fig. 4**



**Fig. 5**



**Fig. 6**



**Fig. 7**