

US00D969143S

(12) **United States Design Patent**
Watanabe

(10) **Patent No.:** **US D969,143 S**

(45) **Date of Patent:** **** Nov. 8, 2022**

(54) **DISPLAY SCREEN OR PORTION THEREOF WITH GRAPHICAL USER INTERFACE**

(71) Applicant: **Mitsubishi Electric Corporation,**
Tokyo (JP)

(72) Inventor: **Futa Watanabe,** Tokyo (JP)

(73) Assignee: **Mitsubishi Electric Corporation,**
Tokyo (JP)

(**) Term: **15 Years**

(21) Appl. No.: **29/771,114**

(22) Filed: **Feb. 19, 2021**

(30) **Foreign Application Priority Data**

Sep. 4, 2020 (JP) 2020-018824 D

(51) **LOC (13) Cl.** **14-04**

(52) **U.S. Cl.**
USPC **D14/485**

(58) **Field of Classification Search**

USPC D14/485-495

CPC G06F 3/048; G06F 3/0481; G06F 3/04817;
G06F 3/0482; G06F 3/0483; G06F
3/04842; G06F 3/0485; G06F 3/04855;
G06F 3/0486; G06F 3/0488; G06F
3/04886; G06F 9/451; G06F 40/103;
G06F 40/106; G06F 40/189; G06F
40/191

See application file for complete search history.

(56) **References Cited**

U.S. PATENT DOCUMENTS

D608,369 S * 1/2010 Jeon D14/488
D708,206 S * 7/2014 Wang D14/488

D727,932 S * 4/2015 Wang D14/486
D864,235 S * 10/2019 Ben-Haim D14/486
D878,413 S * 3/2020 Ben-Haim D14/485
D878,414 S * 3/2020 Ben-Haim D14/485
D884,723 S * 5/2020 Stutts D14/486
D900,839 S * 11/2020 Kiefer D14/486
D910,680 S * 2/2021 Kiefer D14/486
D918,957 S * 5/2021 Ben-Haim D14/489
D918,958 S * 5/2021 Ben-Haim D14/489
D944,839 S * 3/2022 Harvey D14/488
2014/0058569 A1* 2/2014 Kuroiwa F24F 11/30
700/276

* cited by examiner

Primary Examiner — Nicole C Shiflet

(74) *Attorney, Agent, or Firm* — Studebaker & Brackett
PC

(57) **CLAIM**

The ornamental design for a display screen or portion thereof with graphical user interface, as shown and described.

DESCRIPTION

FIG. 1. is a front view of a display screen or portion thereof with graphical user interface showing my new design;
FIG. 2. is an enlarged view of the area circumscribed by line 2 in FIG. 1;
FIG. 3. is an enlarged view of the area circumscribed by line 3 in FIG. 1;
FIG. 4. is an enlarged view of the area circumscribed by line 4 in FIG. 1; and,
FIG. 5. is an enlarged view of the area circumscribed by line 5 in FIG. 1.

The broken lines illustrate a display screen or portion thereof and form no part of the claimed design.

1 Claim, 5 Drawing Sheets




FIG. 1




FIG. 2

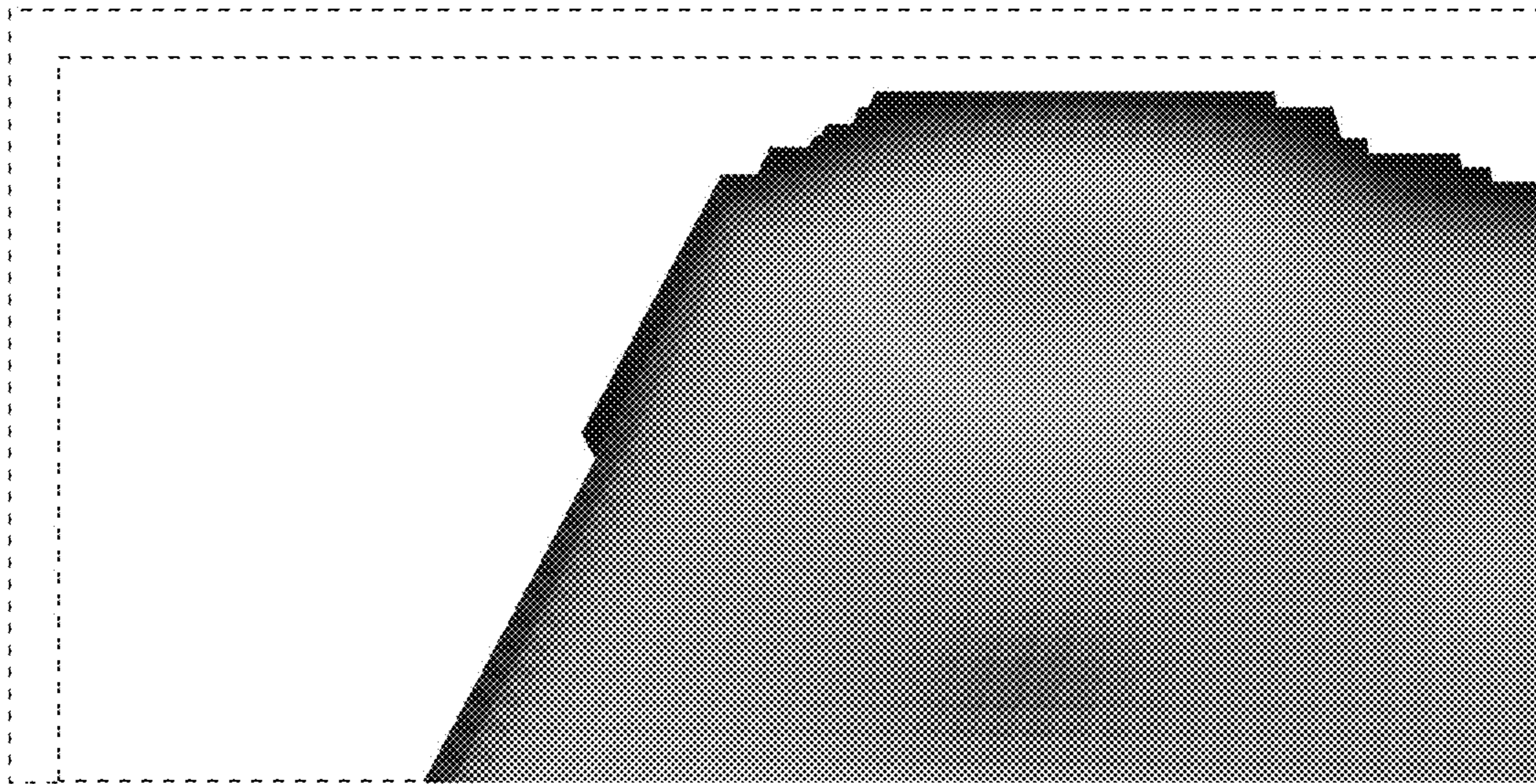


FIG. 3

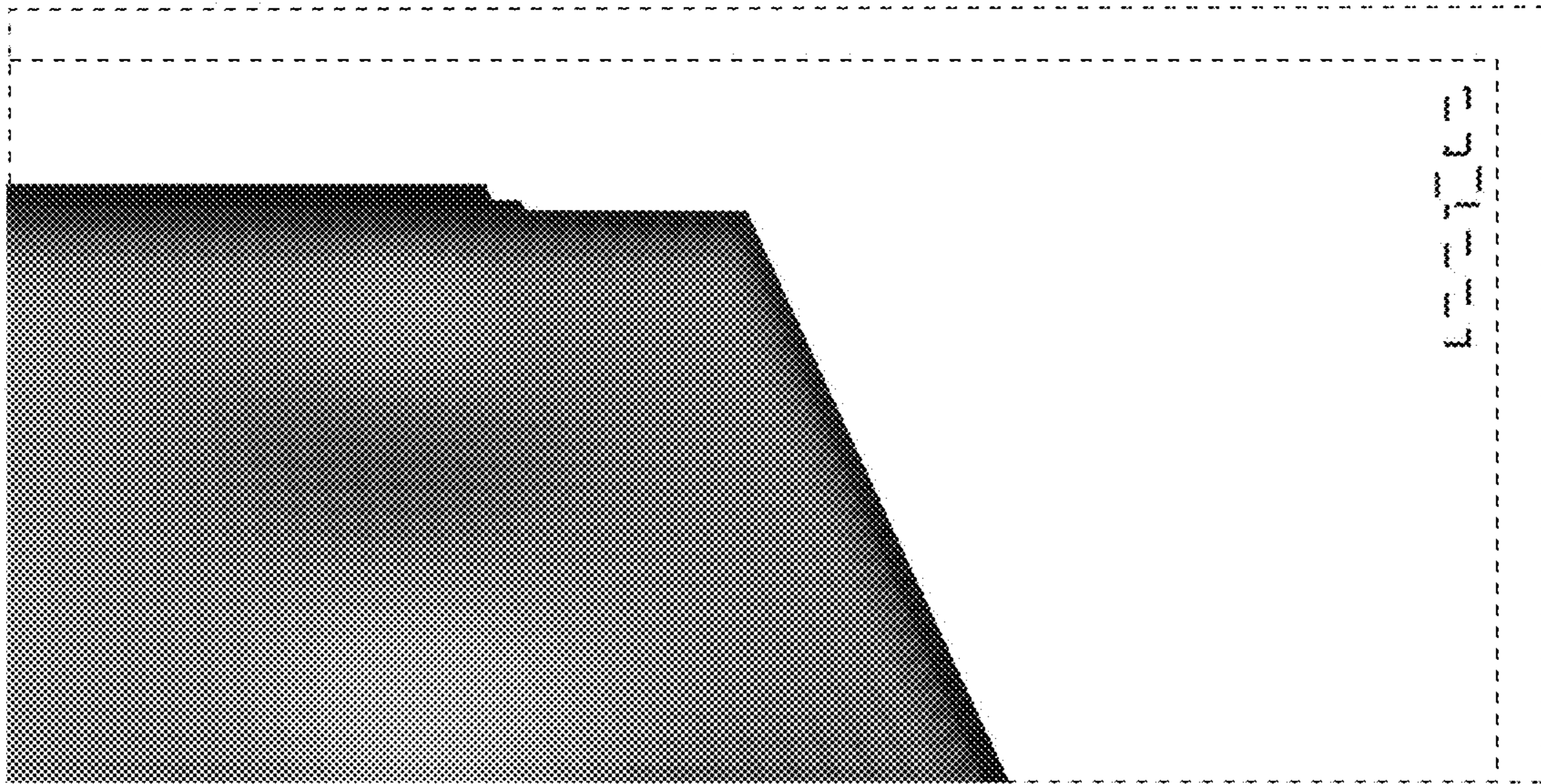


FIG. 4




FIG. 5

