



US00D969071S

(12) **United States Design Patent** (10) **Patent No.:** **US D969,071 S**
Yang (45) **Date of Patent:** **** Nov. 8, 2022**

(54) **CHARGER**

(71) Applicant: **Huaixue Yang**, Jiayuguan (CN)

(72) Inventor: **Huaixue Yang**, Jiayuguan (CN)

(**) Term: **15 Years**

(21) Appl. No.: **29/803,333**

(22) Filed: **Aug. 12, 2021**

(51) **LOC (13) Cl.** **13-02**

(52) **U.S. Cl.**
USPC **D13/107**

(58) **Field of Classification Search**

USPC D13/107-110, 118, 119, 184, 199, 133,
D13/144, 146, 147, 151, 153, 154, 155;
D14/433, 435.1
CPC Y02E 60/12; H02J 7/025; H02J 7/0042;
H02J 7/0044; H02J 7/0045; H02J 7/0003;
H02J 7/0027; H02J 7/0013; H02J 7/0054;
H02J 7/00; H02J 2001/008; H02J 3/32;
H02J 3/008; H01F 38/14; H01R 13/6675;
H01M 2/1022; H01M 2/1055; H01M
10/44; H01M 10/46; H01M 10/425; B60L
11/182;

(Continued)

(56) **References Cited**

U.S. PATENT DOCUMENTS

D673,110 S 12/2012 Sasada et al.
D718,236 S * 11/2014 Murray D13/108
D725,034 S * 3/2015 Chen D13/108

(Continued)

OTHER PUBLICATIONS

Amazon.com: Apple Watch Magnetic Charging Cable. Customer review date of Jun. 15, 2020. Retrieved from the internet at <<https://www.amazon.com/Apple-Watch-Magnetic-Charging-Cable/dp/B07XL5SKT1>>, May 16, 2022. 1 page. (Year: 2020).*

Primary Examiner — Christy Nemeth

(57) **CLAIM**

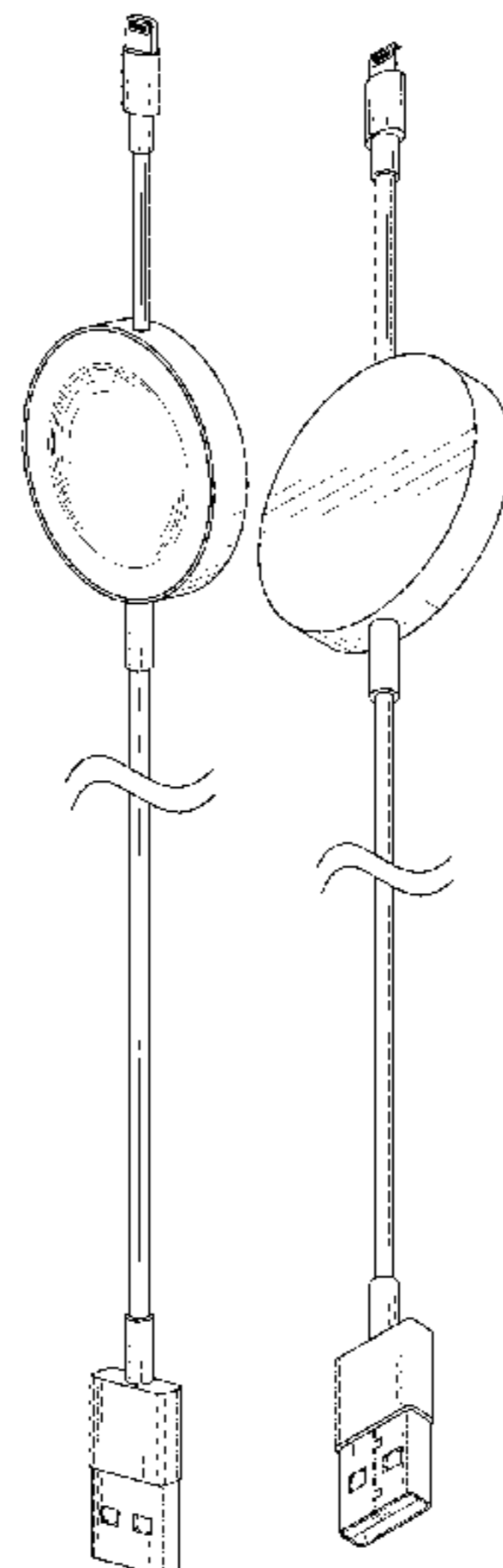
The ornamental design for a charger, as shown and described.

DESCRIPTION

FIG. 1 is a top, front and right perspective view of a first embodiment of a charger showing my new design; FIG. 2 is a bottom, rear, left perspective view thereof; FIG. 3 is a front view thereof; FIG. 4 is a rear view thereof; FIG. 5 is a left side view thereof; FIG. 6 is a right side view thereof; FIG. 7 is a top plan view thereof; FIG. 8 is a bottom plan view thereof; FIG. 9 is a top plan view thereof, showing the charger in a first state of use; FIG. 10 is a top plan view thereof, showing the charger in a second state of use; FIG. 11 is a top, front and right perspective view of a second embodiment of a charger showing my new design; FIG. 12 is a bottom, rear, left perspective view thereof; FIG. 13 is a front view thereof; FIG. 14 is a rear view thereof; FIG. 15 is a left side view thereof; FIG. 16 is a right side view thereof; FIG. 17 is a top plan view thereof; FIG. 18 is a bottom plan view thereof; FIG. 19 is a top plan view thereof, showing the charger in a first state of use; and, FIG. 20 is a top plan view thereof, showing the charger in a second state of use.

The broken lines illustrating a watch in FIGS. 9-10, 19-20 are for the purposes of illustrating environmental subject matter that form no part of the claimed design. The remaining broken lines are for the purposes of illustrating portions of the article that form no part of the claimed design. The charger is shown with symbolic breaks in its length. The appearance of any portion of the article between the breaks lines forms no part of the claimed design.

1 Claim, 16 Drawing Sheets



(58) **Field of Classification Search**
 CPC .. B60L 11/1809; B60L 11/1861; B60R 16/03
 See application file for complete search history.

(56) **References Cited**

U.S. PATENT DOCUMENTS

D735,131 S *	7/2015	Akana	D13/108
D737,762 S *	9/2015	Aumiller	D13/108
D738,301 S *	9/2015	Symons	D13/107
D747,267 S *	1/2016	Aumiller	D13/108
D774,455 S *	12/2016	Kim	D13/108
D782,973 S *	4/2017	Zhou	D13/108
D784,259 S *	4/2017	Huang	D13/108
D786,193 S *	5/2017	Akana	D13/108
D788,034 S *	5/2017	Gschwandtl	D13/108
D795,182 S *	8/2017	Akana	D13/108
D798,807 S *	10/2017	Shi	D13/108
D810,015 S *	2/2018	Carreon	D13/108
D839,188 S *	1/2019	Akana	D13/108
D845,897 S *	4/2019	Kim	D13/108
D850,371 S *	6/2019	Yun	D13/108
D855,567 S *	8/2019	Cai	D13/108
D859,307 S *	9/2019	Campos	D13/108
D865,666 S *	11/2019	Roberts	D13/108
D865,667 S *	11/2019	Roberts	D13/108
D875,678 S *	2/2020	Kim	D13/108
D879,298 S *	3/2020	Byung	A61B 8/04 D24/165
D883,203 S *	5/2020	Zheng	D13/108
D884,616 S *	5/2020	Li	D13/108
D888,659 S *	6/2020	Zhang	D13/108
D893,420 S *	8/2020	Xiao	D13/108

D893,421 S *	8/2020	Xiao	D13/108
D899,359 S *	10/2020	Zhang	D13/108
D900,027 S *	10/2020	Reilly	D13/108
D900,735 S *	11/2020	He	D13/108
D900,821 S *	11/2020	Johnston	D14/218
D906,979 S *	1/2021	Chen	D13/146
D908,620 S *	1/2021	Akana	D13/108
D911,955 S *	3/2021	Turksu	D13/108
D918,135 S *	5/2021	Akana	D13/108
D922,947 S *	6/2021	Wang	D13/108
D933,610 S *	10/2021	Hunter-Jones	D13/137.4
D935,398 S *	11/2021	Wang	D13/108
D935,402 S *	11/2021	Qiu	D13/108
D936,576 S *	11/2021	Joung	D13/108
D937,206 S *	11/2021	Romano	D13/108
D937,764 S *	12/2021	Akana	D13/107
D937,765 S *	12/2021	Akana	D13/107
D938,353 S *	12/2021	Gan	D13/108
D939,437 S *	12/2021	Liao	D13/108
D939,438 S *	12/2021	Hu	D13/108
D939,439 S *	12/2021	Wersland	D13/108
D942,379 S *	2/2022	Lieblein	D13/108
D945,965 S *	3/2022	Wang	D13/108
D946,506 S *	3/2022	Cheng	D13/107
D946,507 S *	3/2022	Cheng	D13/107
D946,508 S *	3/2022	Cheng	D13/107
D947,122 S *	3/2022	Dastmalchi	D13/108
2017/0093198 A1 *	3/2017	Graham	H01F 27/361
2021/0066903 A1 *	3/2021	Hu	H01R 13/72
2021/0288523 A1 *	9/2021	Hu	H02J 50/10
2022/0045549 A1 *	2/2022	Gu	H04B 5/0081
2022/0085628 A1 *	3/2022	Stephan	A61H 23/02
2022/0094201 A1 *	3/2022	Haug	H02J 50/70

* cited by examiner

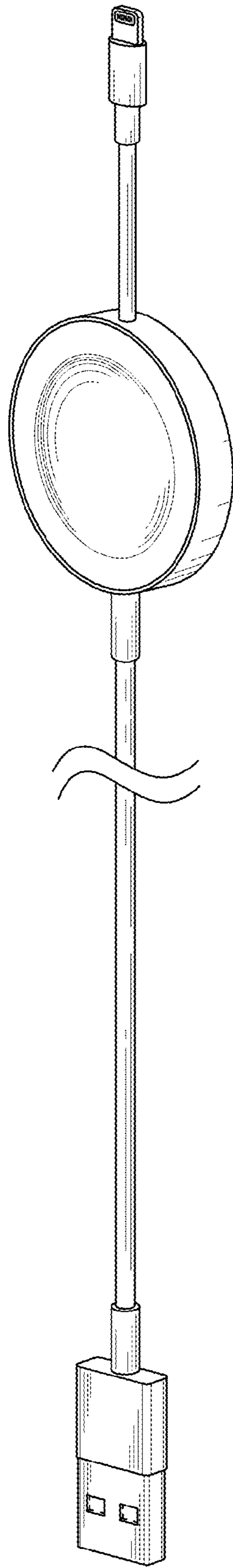


FIG. 1

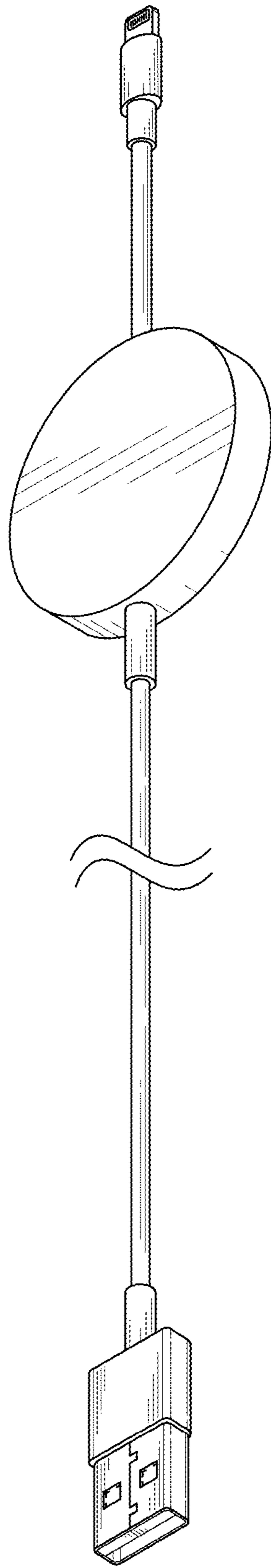


FIG. 2

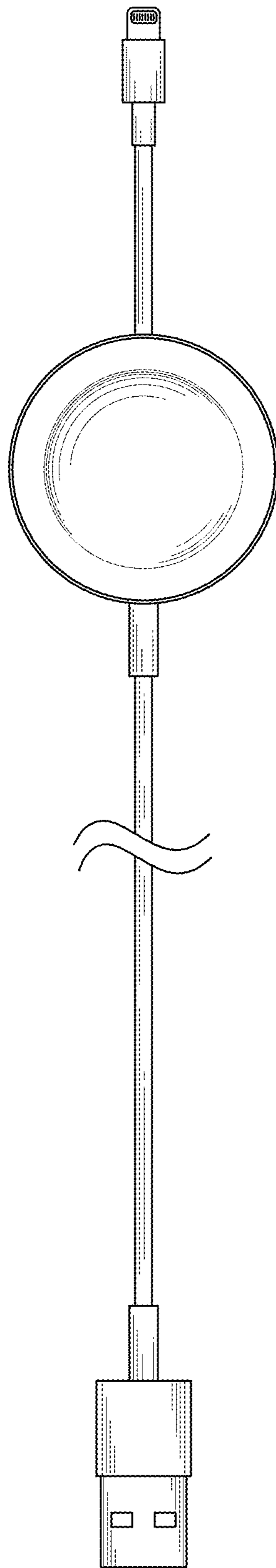


FIG. 3

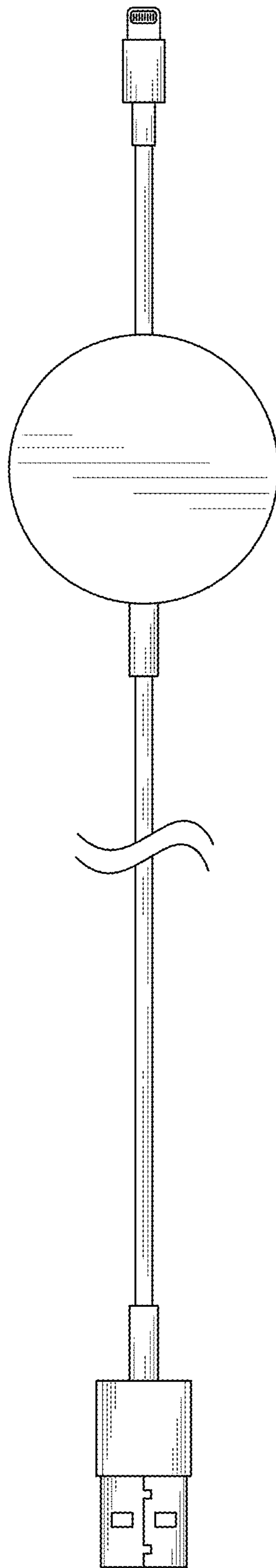


FIG. 4

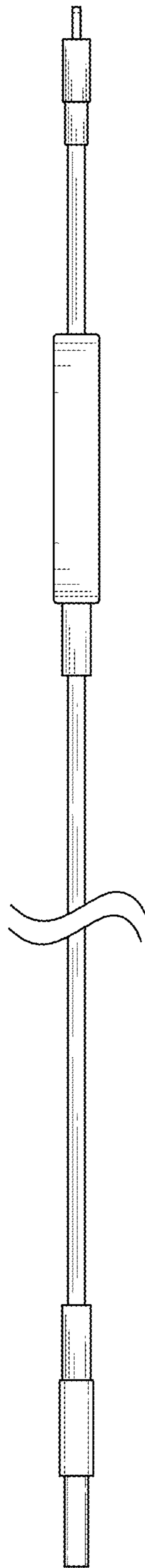


FIG. 5

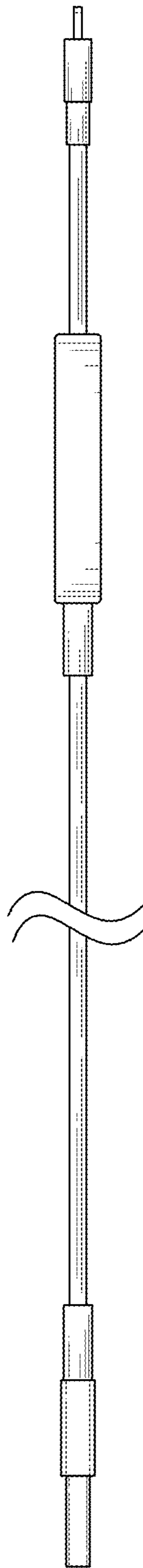


FIG. 6



FIG. 7




FIG. 8

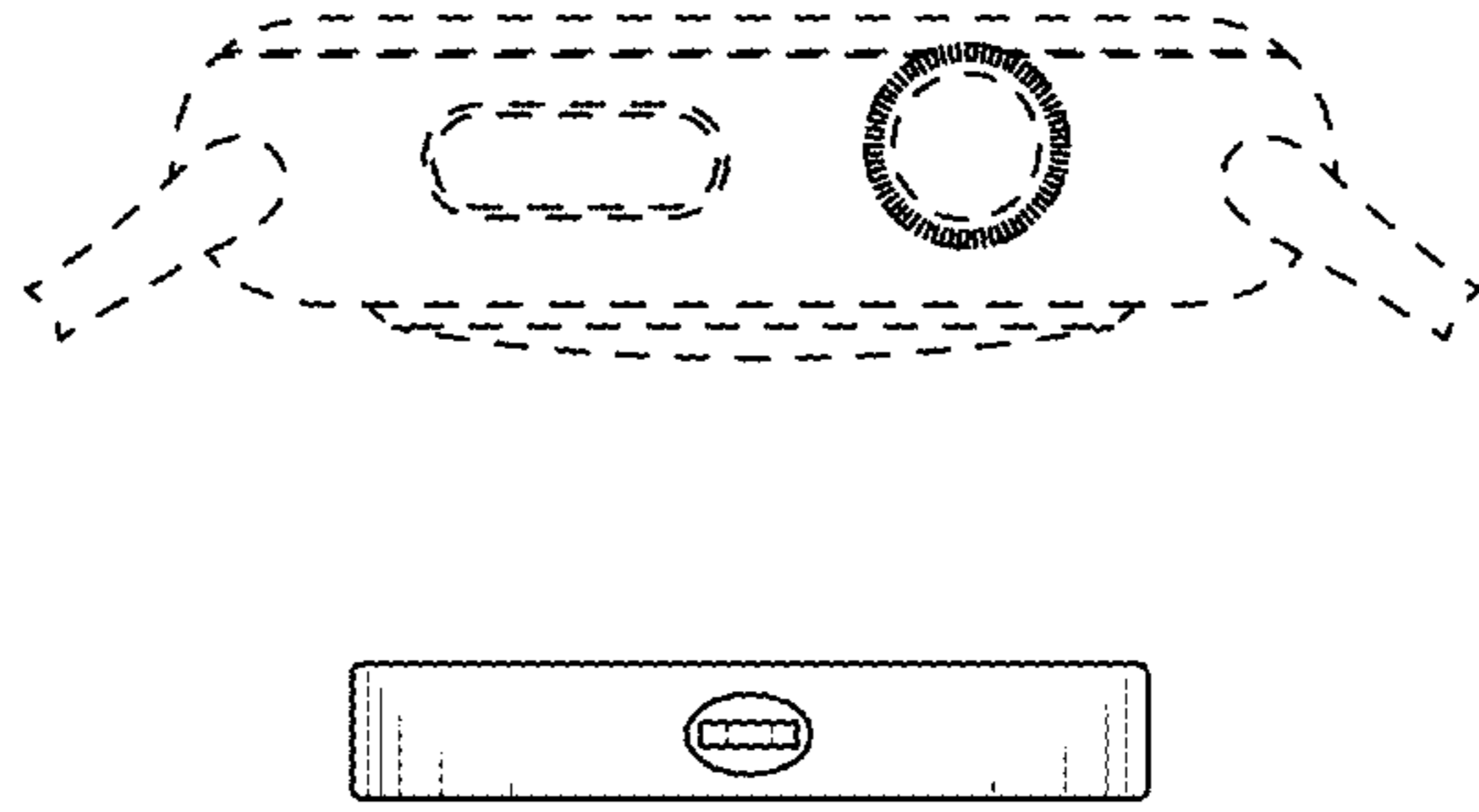


FIG. 9

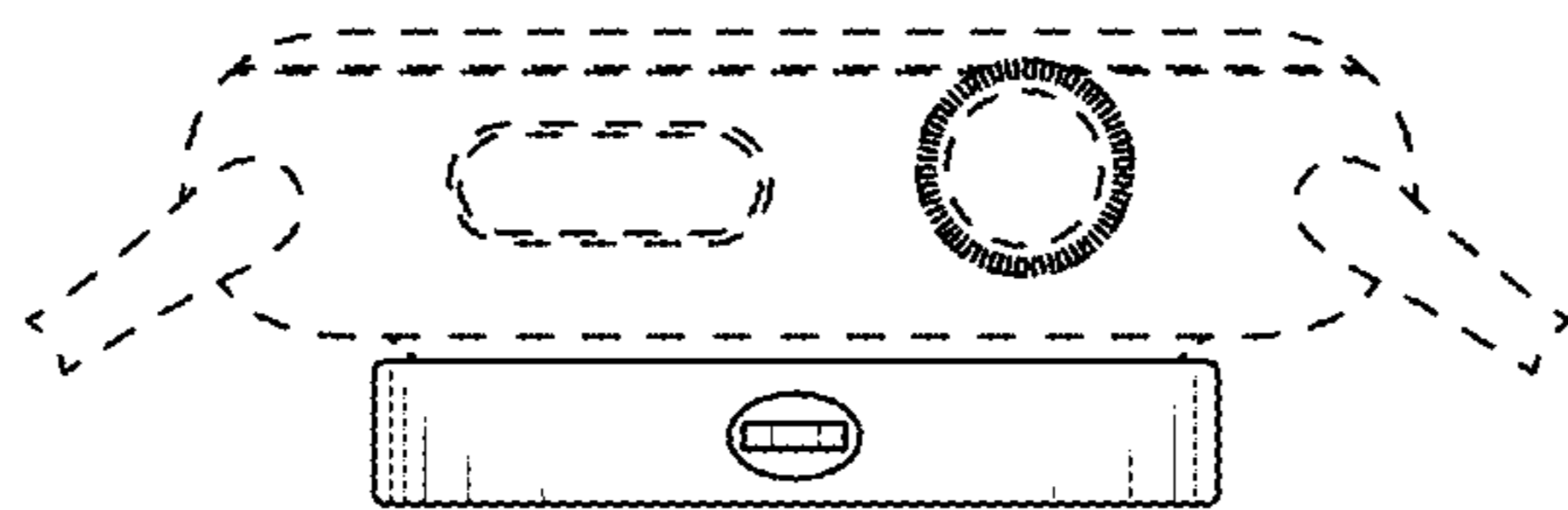


FIG. 10

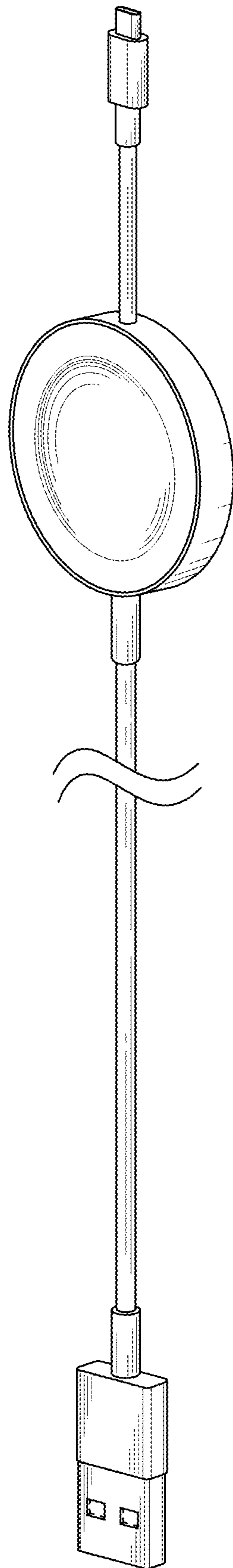


FIG. 11

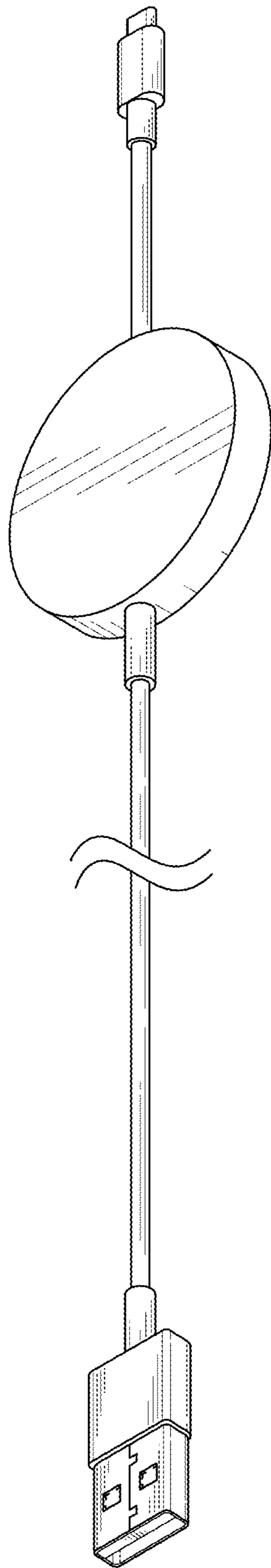


FIG. 12

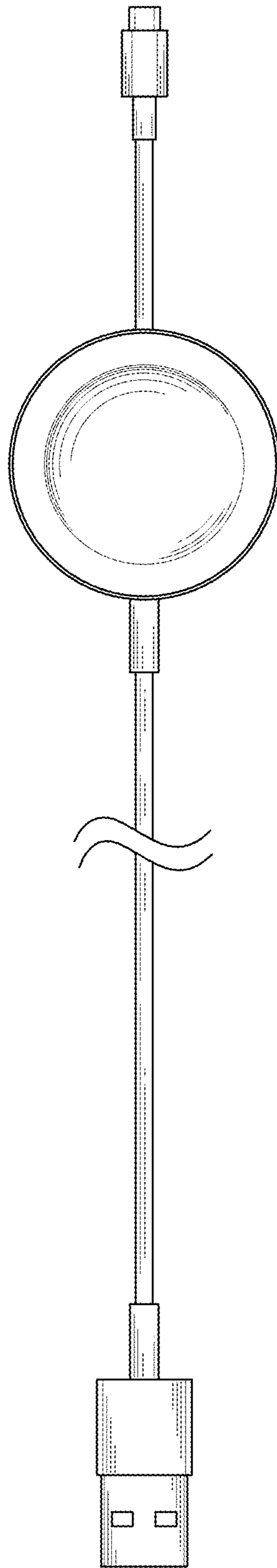


FIG. 13

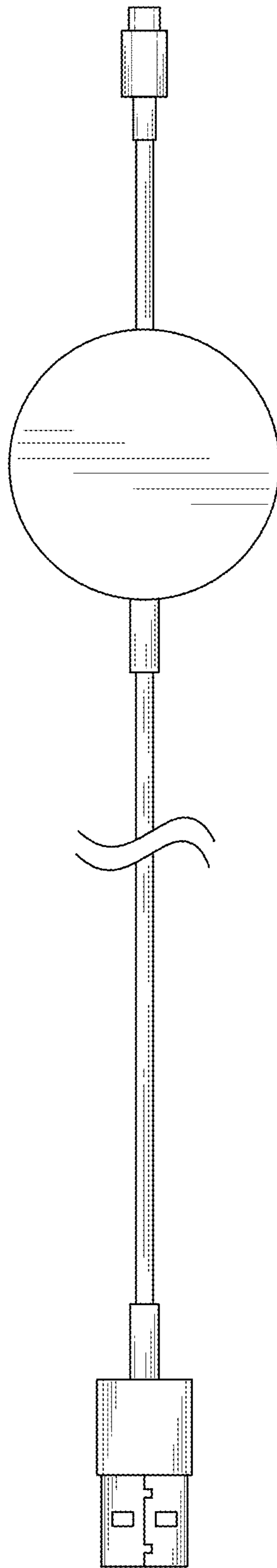


FIG. 14

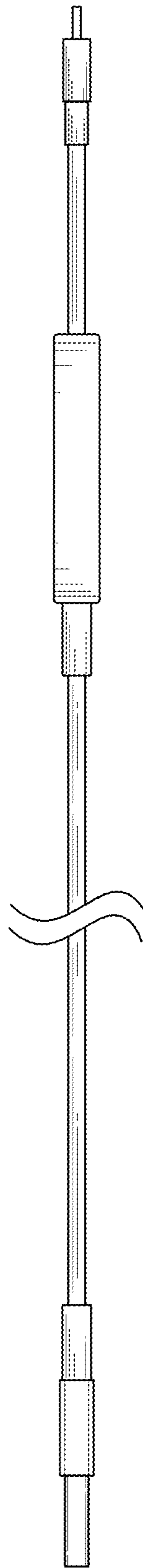


FIG. 15

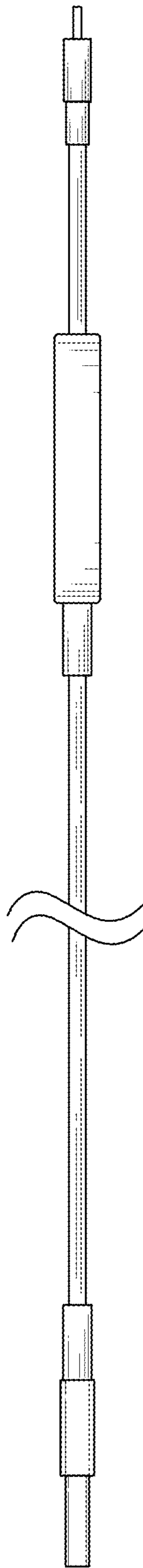


FIG. 16

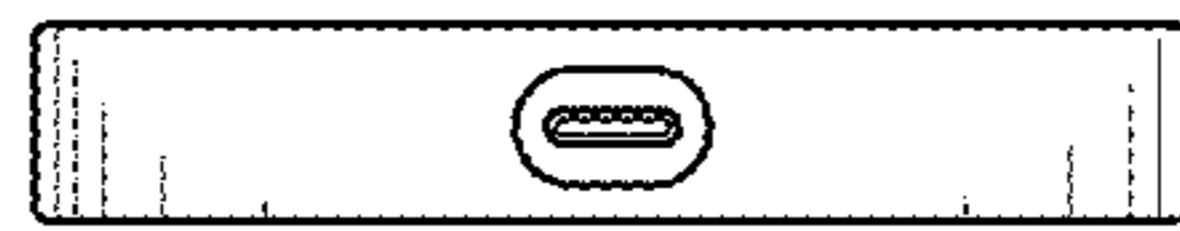


FIG. 17

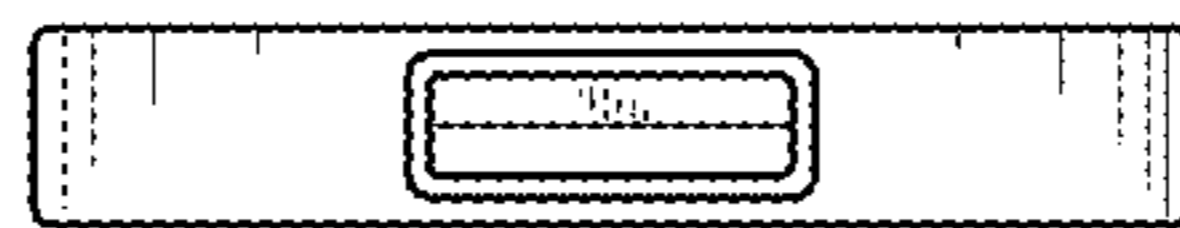


FIG. 18

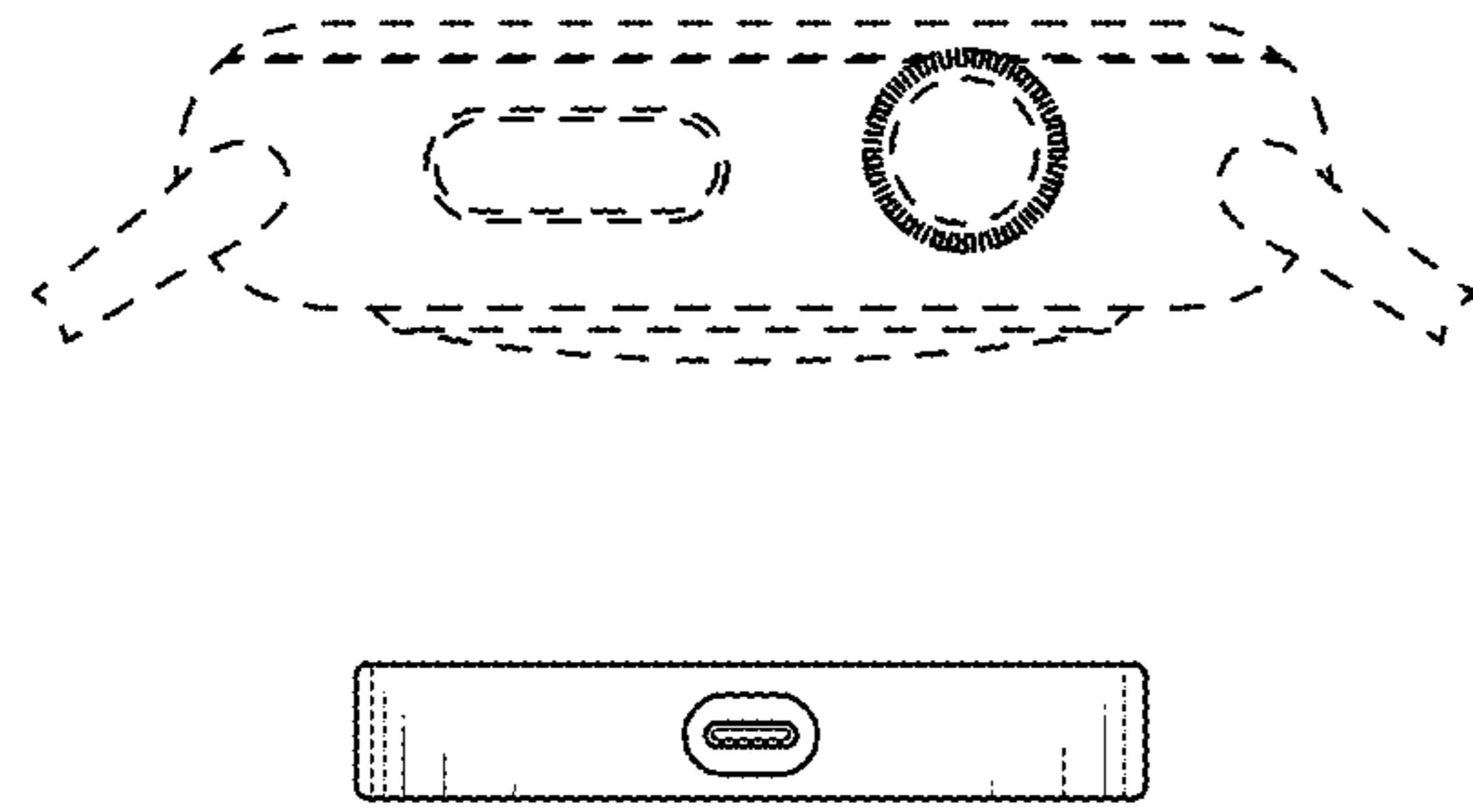


FIG. 19

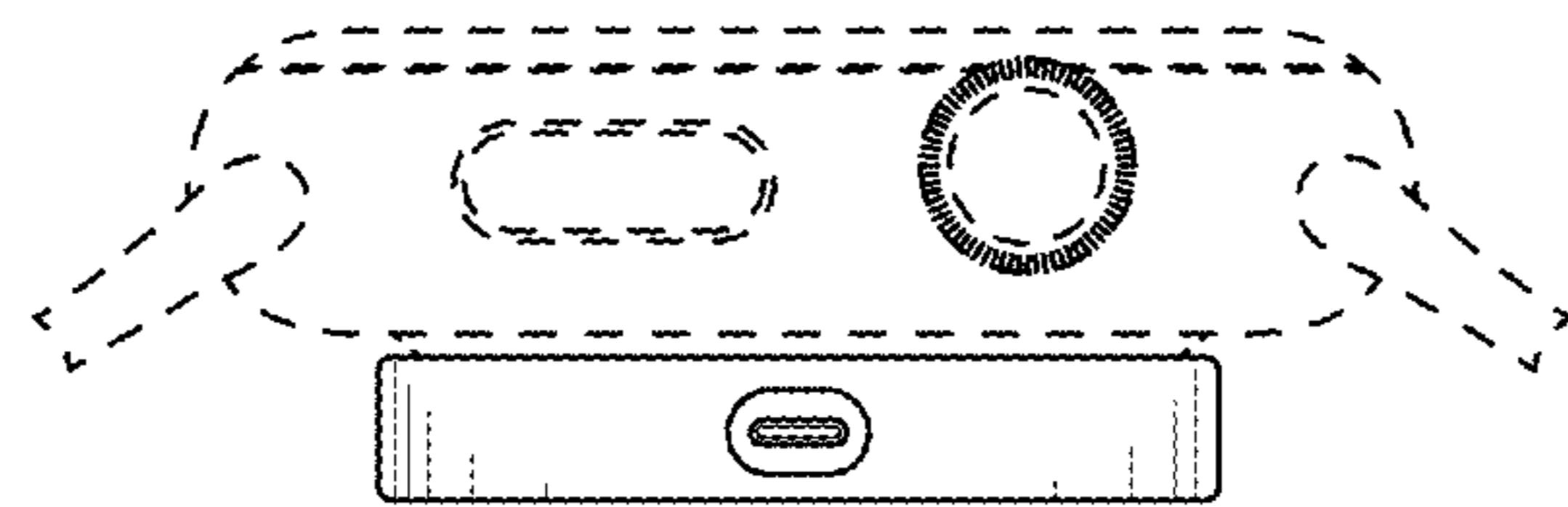


FIG. 20