



US00D969070S

(12) **United States Design Patent**  
**Fang**

(10) **Patent No.: US D969,070 S**  
(45) **Date of Patent: \*\* Nov. 8, 2022**

(54) **POWER SUPPLY**

FOREIGN PATENT DOCUMENTS

(71) Applicant: **Shenzhen Intelligent Energy Co., Ltd,**  
Shenzhen (CN)

WO WO-2009029360 A1 \* 3/2009 ..... B23K 9/32

(72) Inventor: **Huayan Fang,** Guangdong Province  
(CN)

OTHER PUBLICATIONS

(\*\*) Term: **15 Years**

“ENKEEO Power Station”. Found online May 19, 2021 at amazon.com. Reference dated Mar. 25, 2019. Retrieved from <https://www.amazon.com/ENKEEO-Portable-Electric-Generator-Emergency/dp/B07GJR5M6L> (Year: 2019).\*

(21) Appl. No.: **29/750,531**

“Progeny Portable Power Station”. Found online May 19, 2021 at amazon.com. Reference dated Mar. 26, 2018. Retrieved from [https://www.amazon.com/dp/B08F7XNWW4/ref=sspa\\_dk\\_detail\\_6](https://www.amazon.com/dp/B08F7XNWW4/ref=sspa_dk_detail_6) (Year: 2018).\*

(22) Filed: **Sep. 15, 2020**

“PowerArQ Portable Power Station”. Found online Aug. 24, 2021 at item.rakuten.co.jp. Reference dated Dec. 6, 2019. Retrieved from <https://item.rakuten.co.jp/kashima-tokeiten/ac50/> (Year: 2019).\*

(30) **Foreign Application Priority Data**

Aug. 14, 2020 (CN) ..... 202030463669.0

(51) **LOC (13) Cl.** ..... **13-02**

(52) **U.S. Cl.**  
USPC ..... **D13/103; D13/107; D13/116**

(58) **Field of Classification Search**  
USPC ..... D13/103, 106, 107, 108, 109, 110, 112,  
D13/116, 118, 119, 184, 199; D15/199  
CPC ..... F02N 11/12; F02B 63/04; H02J 7/0045  
See application file for complete search history.

\* cited by examiner

*Primary Examiner* — Kendra Leslie Hamilton

*Assistant Examiner* — Amanda Christensen

(74) *Attorney, Agent, or Firm* — Sandy Lipkin

(56) **References Cited**

(57) **CLAIM**

The ornamental design for a power supply, as shown and described.

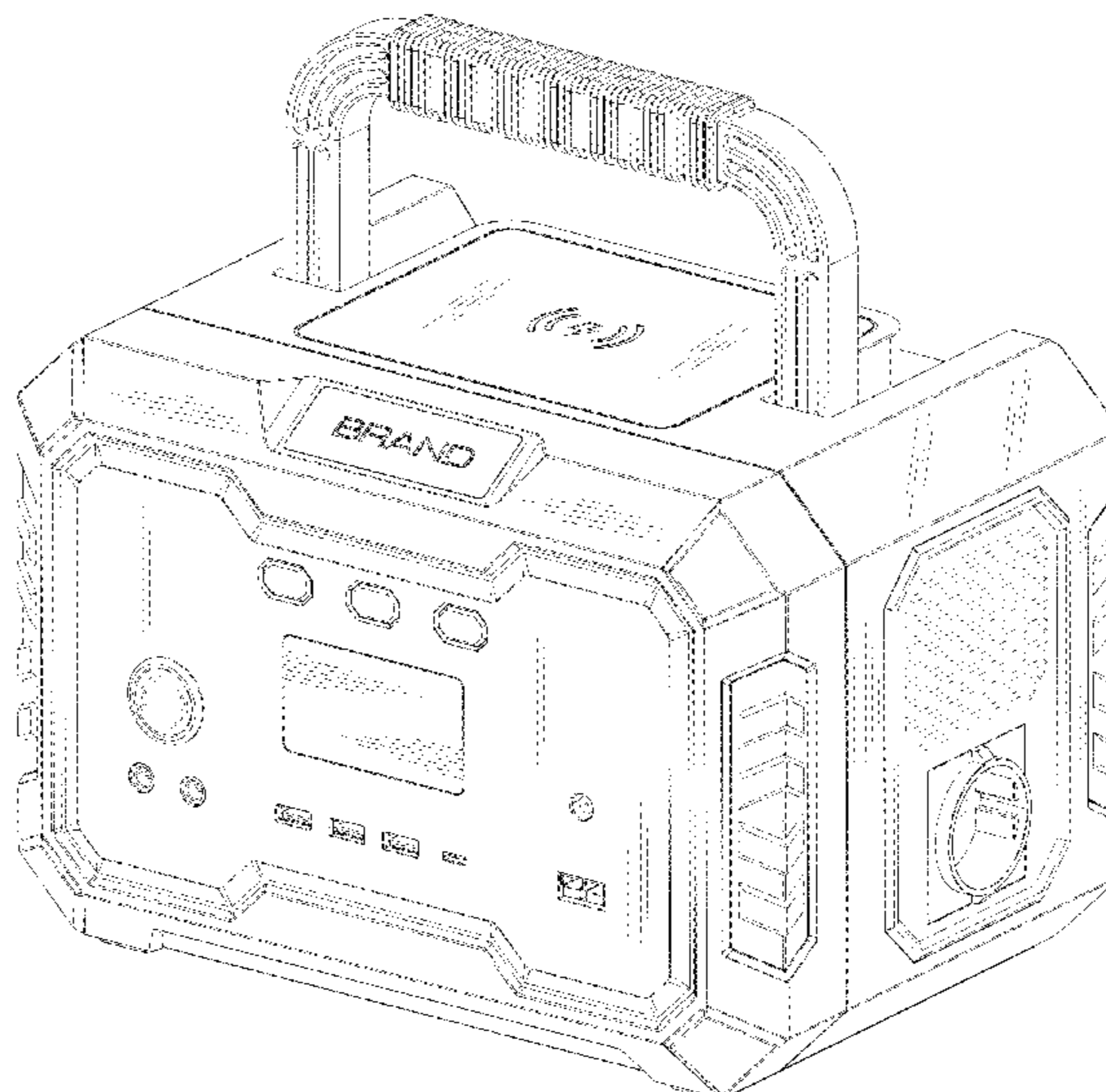
U.S. PATENT DOCUMENTS

**DESCRIPTION**

- 4,595,841 A \* 6/1986 Yaguchi ..... F02B 75/16  
D13/116
- D630,581 S \* 1/2011 Xu ..... D13/116
- D837,149 S \* 1/2019 Yin ..... D13/103
- D868,686 S \* 12/2019 Zhong ..... D13/106
- D910,560 S \* 2/2021 Inskeep ..... D13/110
- D911,273 S \* 2/2021 Sun ..... D13/103
- D911,935 S \* 3/2021 Alexander ..... D13/107
- D931,800 S \* 9/2021 Fang ..... D13/103
- D936,007 S \* 11/2021 Huang ..... D13/110
- D937,207 S \* 11/2021 Zhen ..... D13/103
- D940,068 S \* 1/2022 Mao ..... D13/103
- 2011/0197882 A1 \* 8/2011 Truschel ..... A61M 16/0841  
429/99
- 2015/0091392 A1 \* 4/2015 Hwang ..... H02J 7/0045  
307/150

FIG. 1 is a front elevation view of a power supply, showing my new design;  
FIG. 2 is a top plan view thereof;  
FIG. 3 is a bottom plan view thereof;  
FIG. 4 is a rear elevation view thereof;  
FIG. 5 is a left side elevation view thereof;  
FIG. 6 is a right side elevation view thereof; and,  
FIG. 7 is a top, front, right side perspective view thereof.  
The broken lines in the drawings depict portions of the power supply that form no part of the claimed design.

**1 Claim, 7 Drawing Sheets**



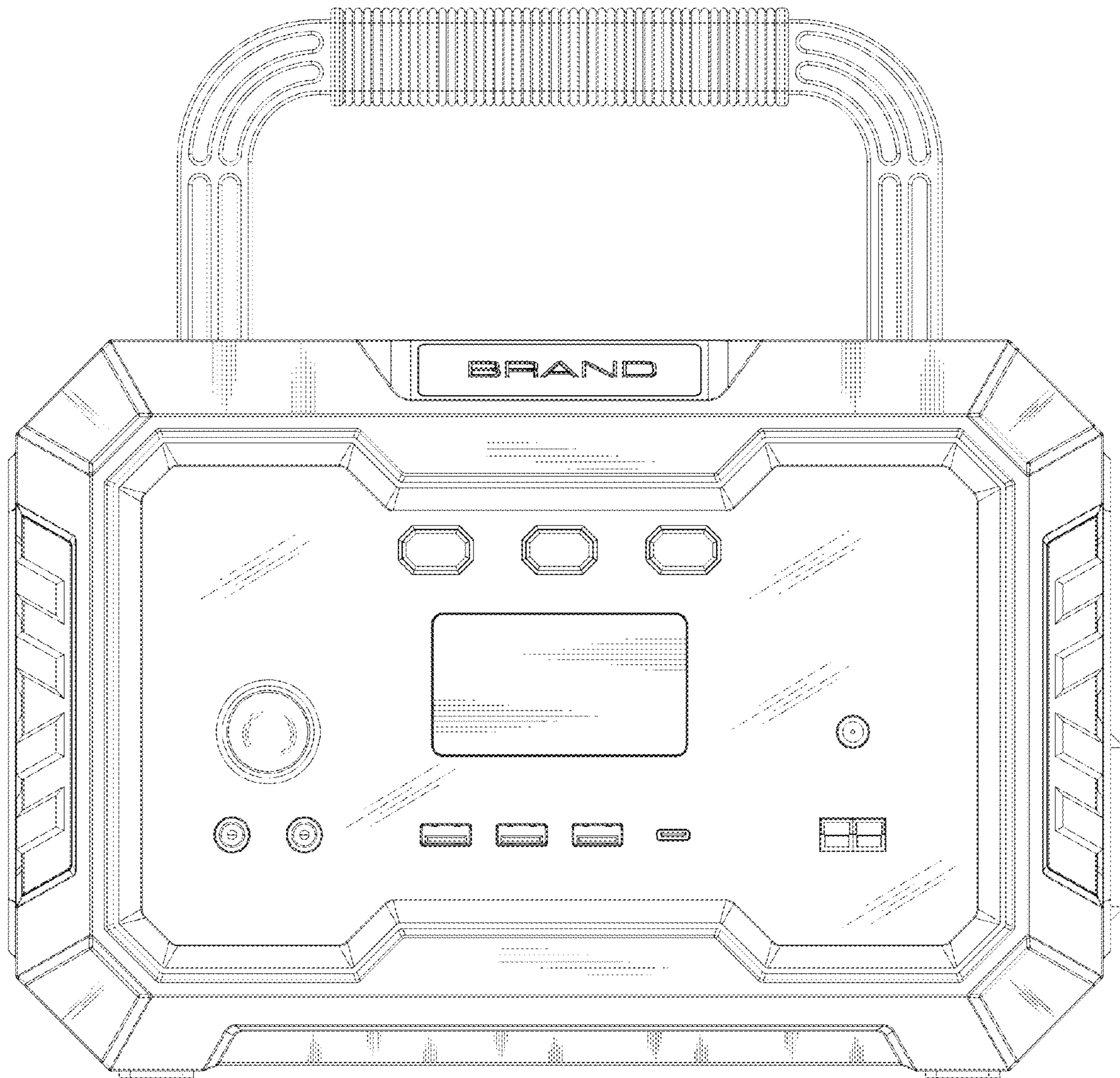


FIG. 1

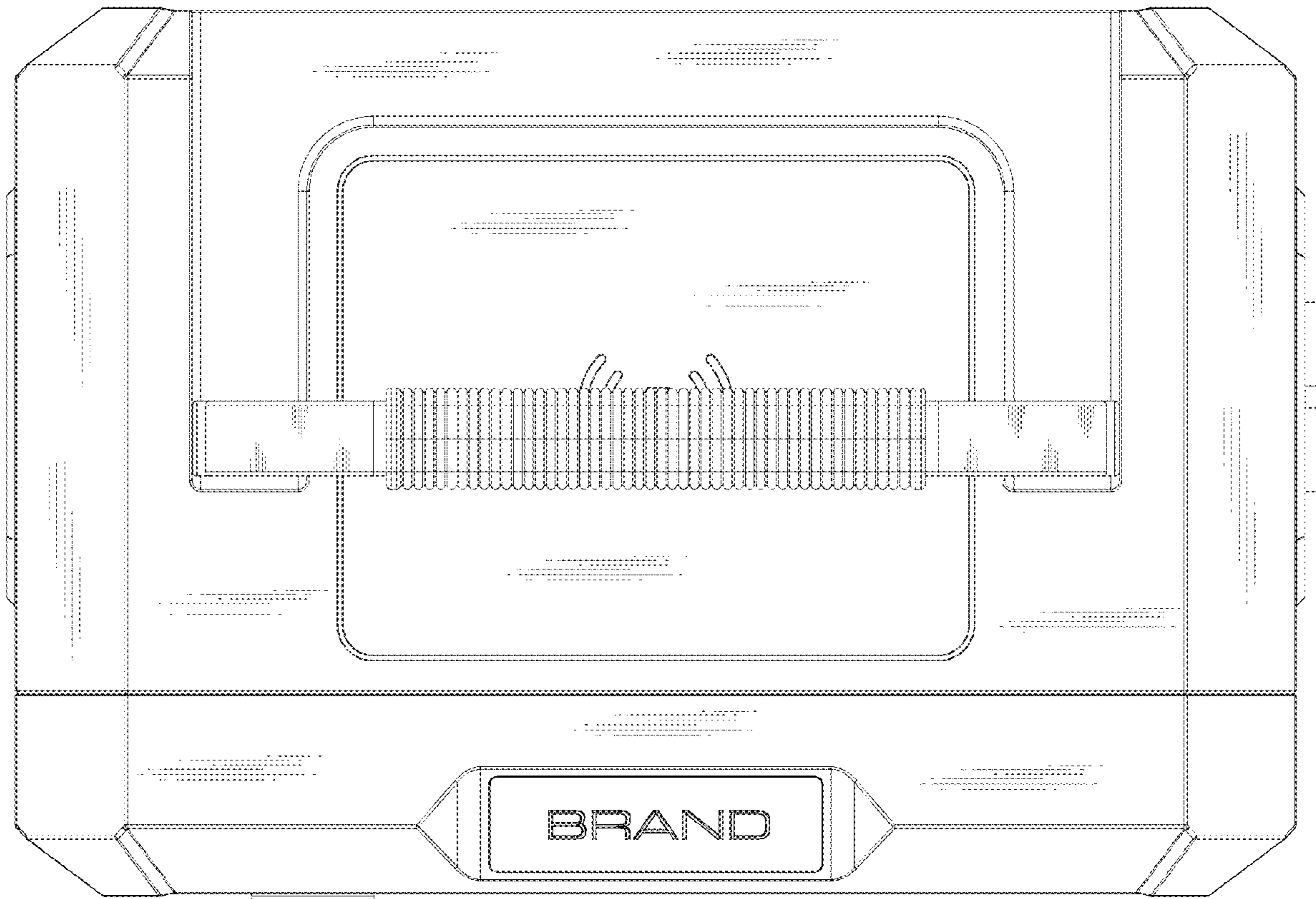


FIG. 2






FIG. 3

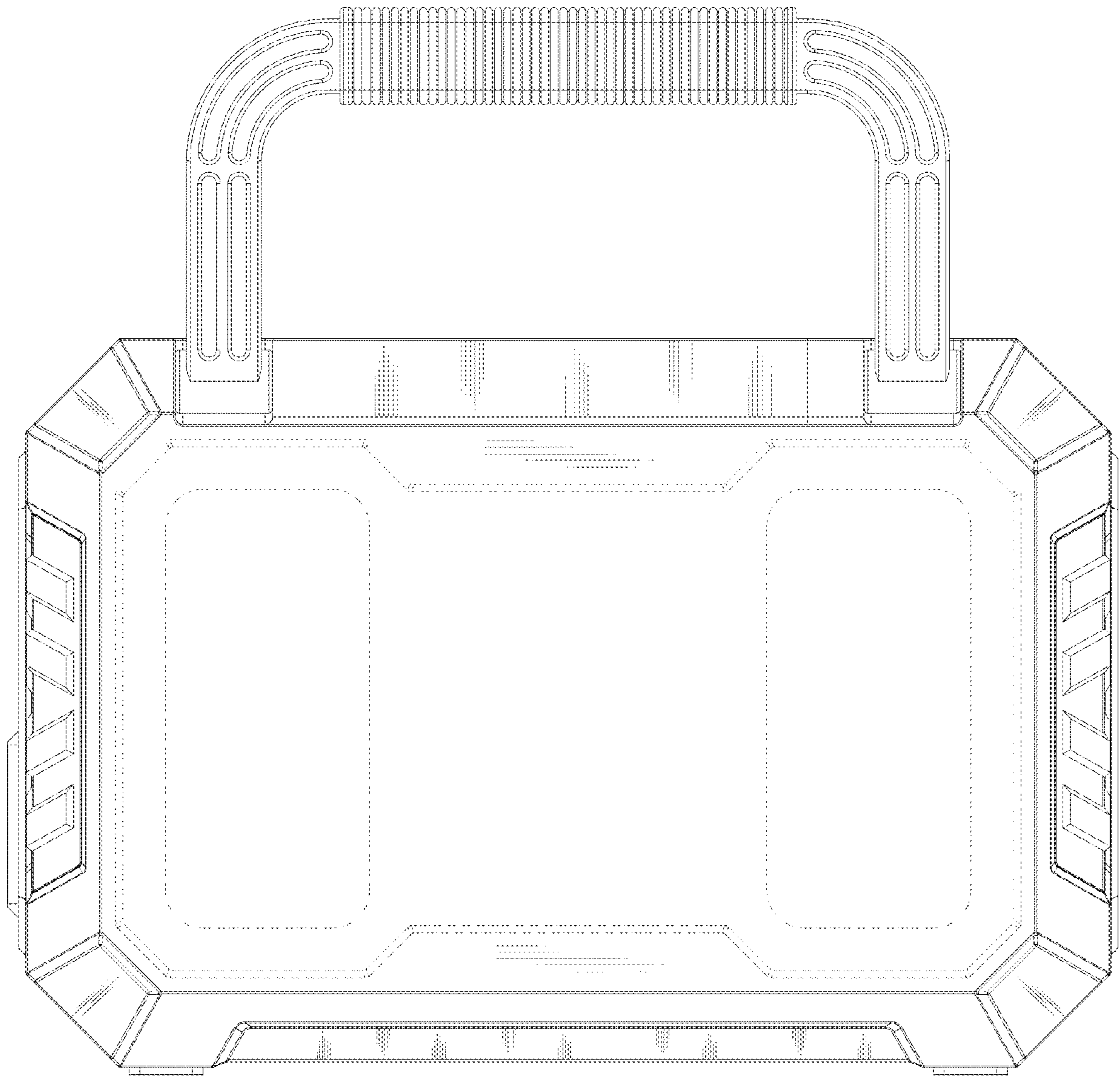


FIG. 4

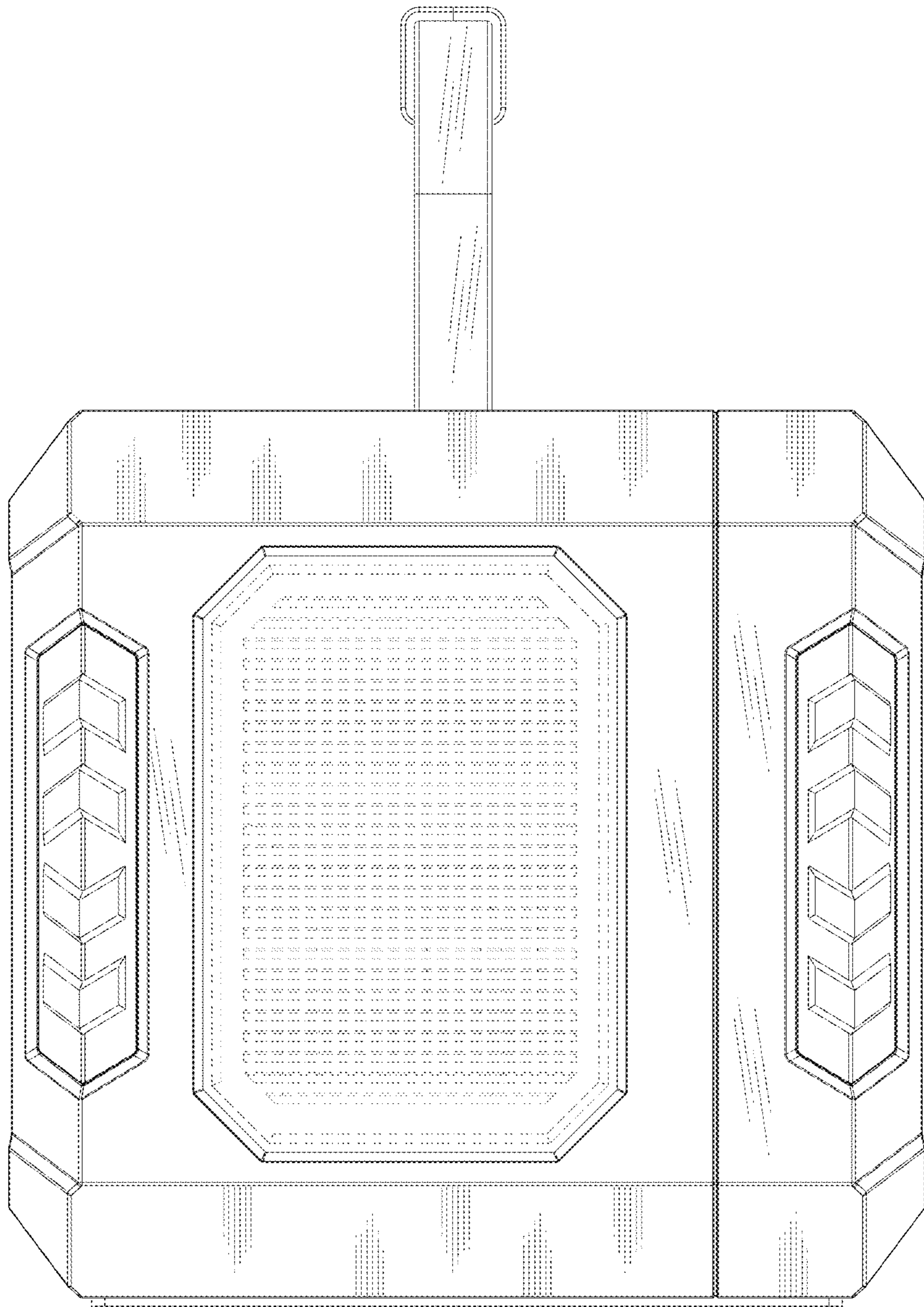


FIG. 5

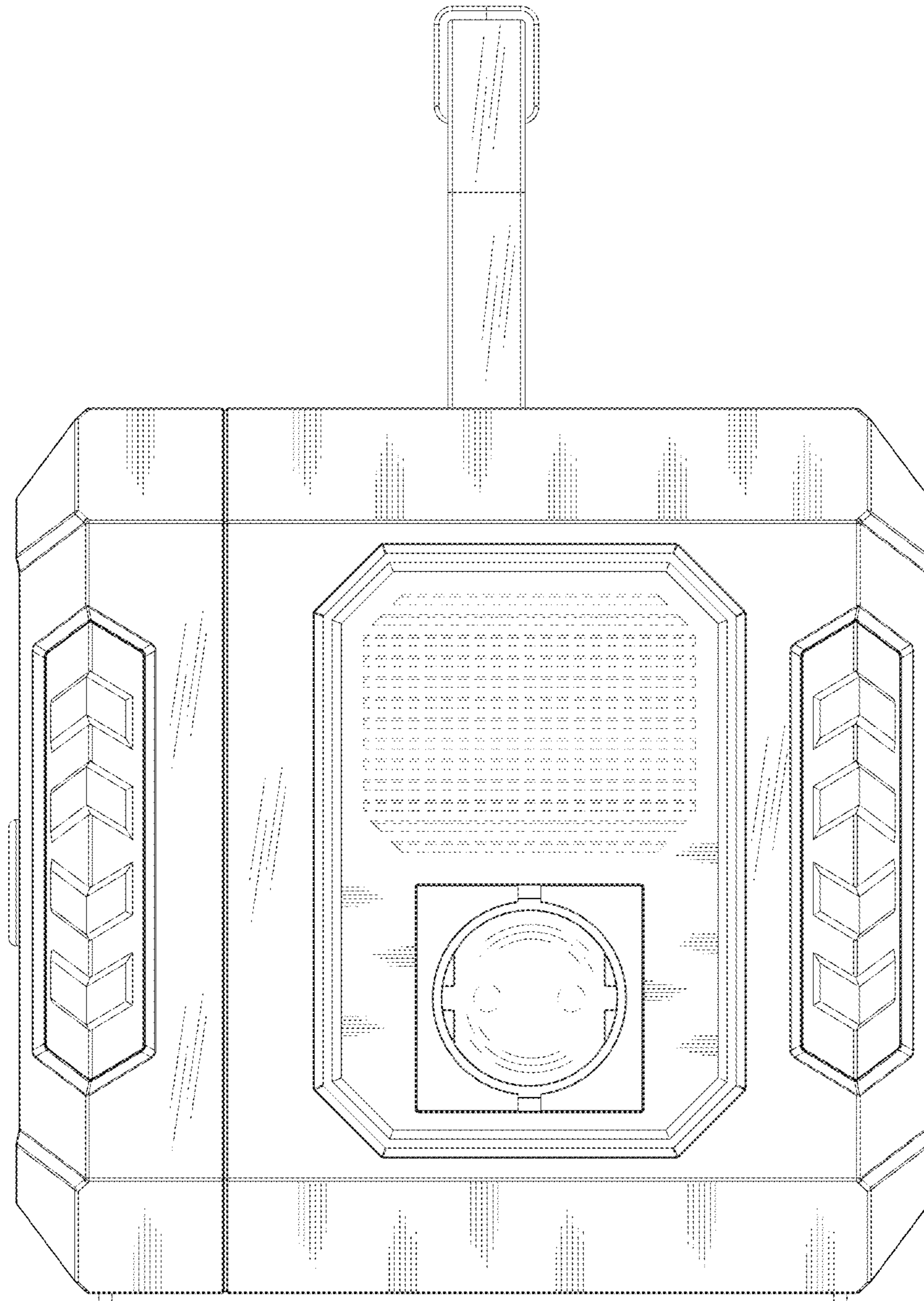


FIG. 6



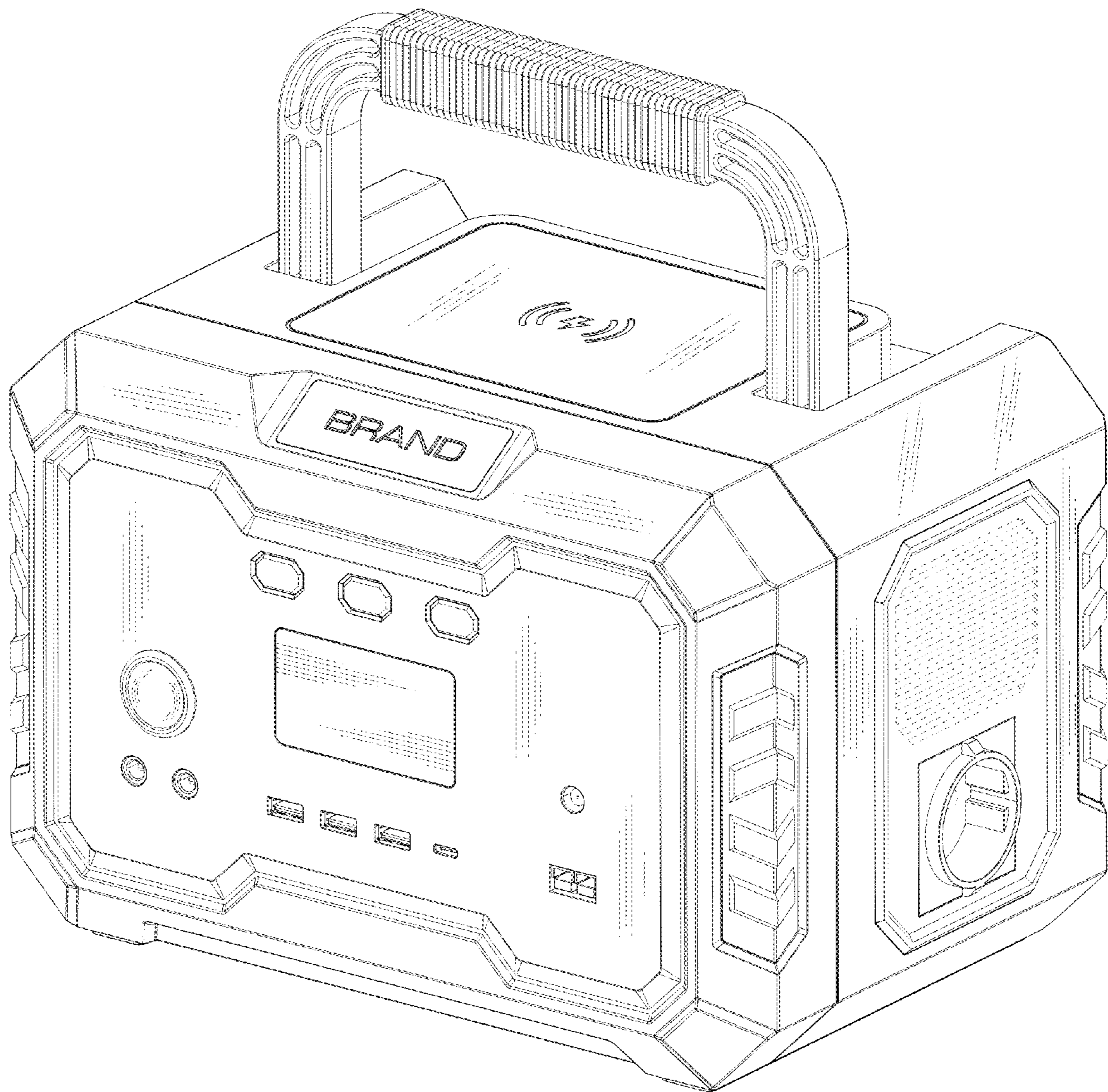


FIG. 7