



US00D969057S

(12) **United States Design Patent**  
**Wingard**

(10) **Patent No.:** **US D969,057 S**

(45) **Date of Patent:** **\*\* Nov. 8, 2022**

- (54) **AUTOMOBILE ROOF**
- (71) Applicant: **Wingard Motorsports LLC**,  
Annapolis, MD (US)
- (72) Inventor: **Robert Wingard**, Annapolis, MD (US)
- (\*\*) Term: **15 Years**
- (21) Appl. No.: **29/736,672**
- (22) Filed: **Jun. 2, 2020**
- (51) **LOC (13) Cl.** ..... **12-16**
- (52) **U.S. Cl.**  
USPC ..... **D12/404**
- (58) **Field of Classification Search**  
USPC ..... D12/401–405; D6/610, 611, 596, 601,  
D6/602, 603, 615, 617, 621; D7/332,  
D7/334–337  
CPC ..... B60J 11/08; B60J 11/06; A47C 31/10  
See application file for complete search history.

D786,173 S *	5/2017	Peat	.....	D12/404
D793,945 S *	8/2017	Short	.....	D12/404
D852,726 S *	7/2019	Varga	.....	D12/404
D864,086 S *	10/2019	Breece	.....	D12/404
D872,006 S *	1/2020	Larson	.....	D12/404
D903,580 S *	12/2020	Austin	.....	D12/404
D928,074 S *	8/2021	Wu	.....	D12/401
2021/0070155 A1 *	3/2021	Nellen	.....	B60J 7/043
2022/0073148 A1 *	3/2022	Soshino	.....	B62D 25/06

\* cited by examiner

*Primary Examiner* — Katrina A Betton

(74) *Attorney, Agent, or Firm* — Laubscher & Laubscher P.C.

(57) **CLAIM**

The ornamental design for an automobile roof, as shown and described.

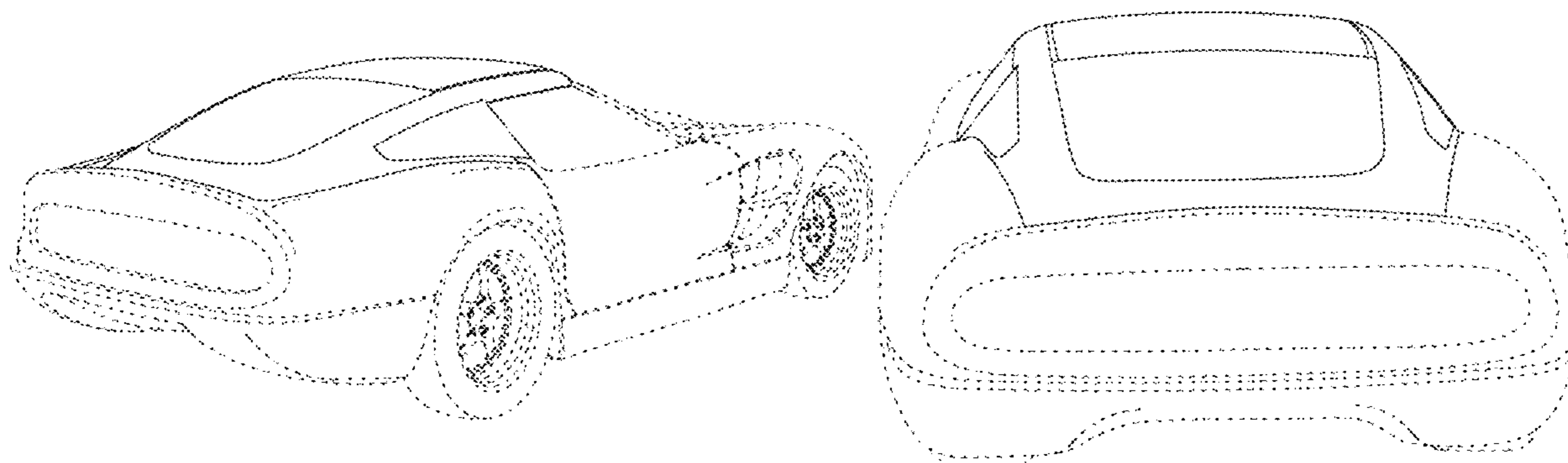
**DESCRIPTION**

FIG. 1 is a front perspective view of an automobile roof according to my invention;  
 FIG. 2 is a side elevation view thereof;  
 FIG. 3 is a front elevation view thereof;  
 FIG. 4 is a right rear elevation view thereof;  
 FIG. 5 is a left rear elevation view thereof; and,  
 FIG. 6 is a rear elevation view thereof.

The broken lines shown in the drawing are for illustrative purposes only and form no part of the claimed design.

**1 Claim, 6 Drawing Sheets**

- (56) **References Cited**  
U.S. PATENT DOCUMENTS  
D616,355 S \* 5/2010 Leone ..... D12/404  
D731,952 S \* 6/2015 Larson ..... D12/404  
D775,056 S \* 12/2016 Wheel ..... D12/404  
D785,542 S \* 5/2017 Patel ..... D12/404



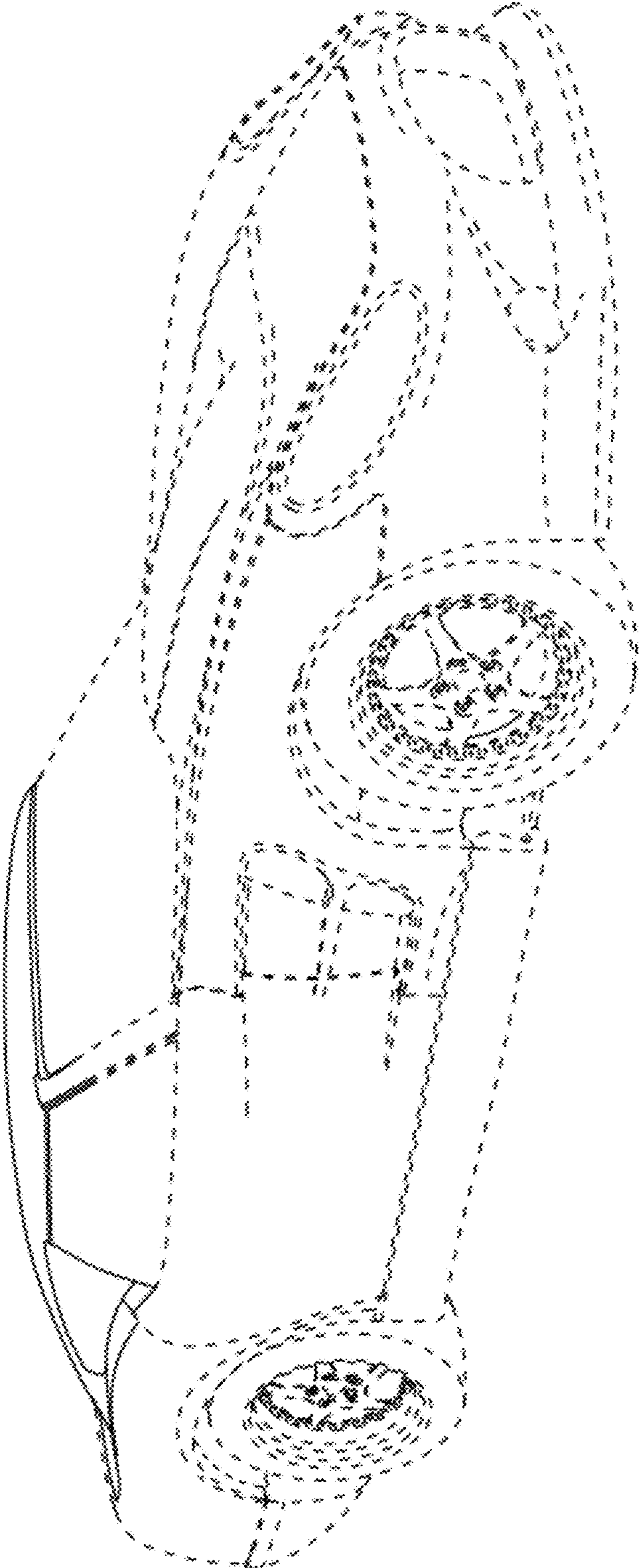


FIG. 1

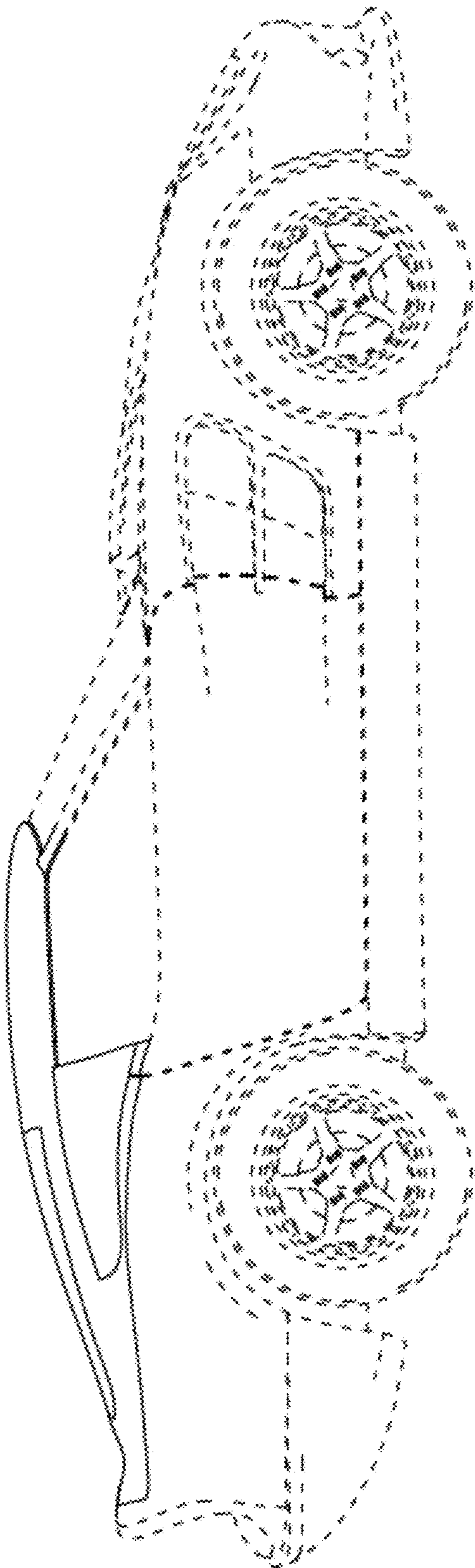


FIG. 2

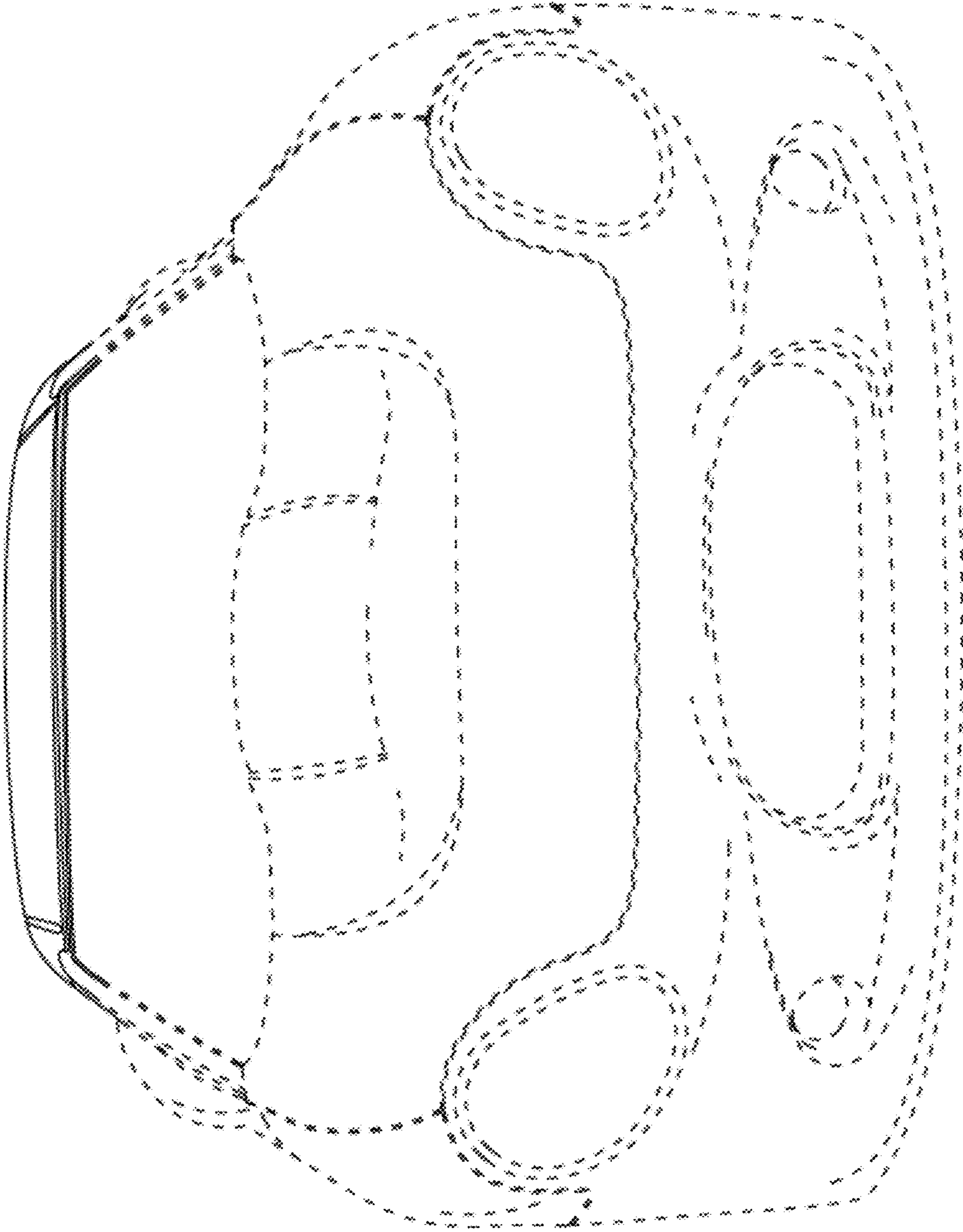


FIG. 3



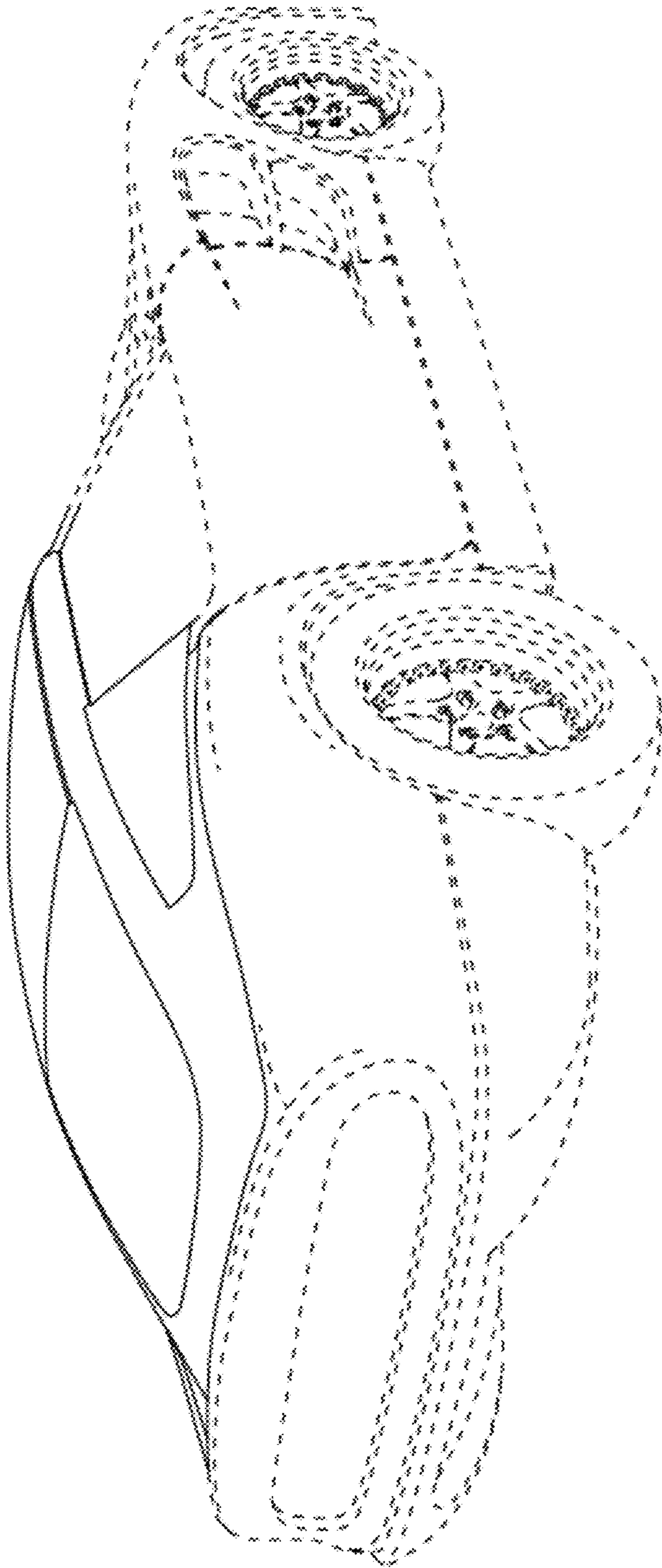


FIG. 4

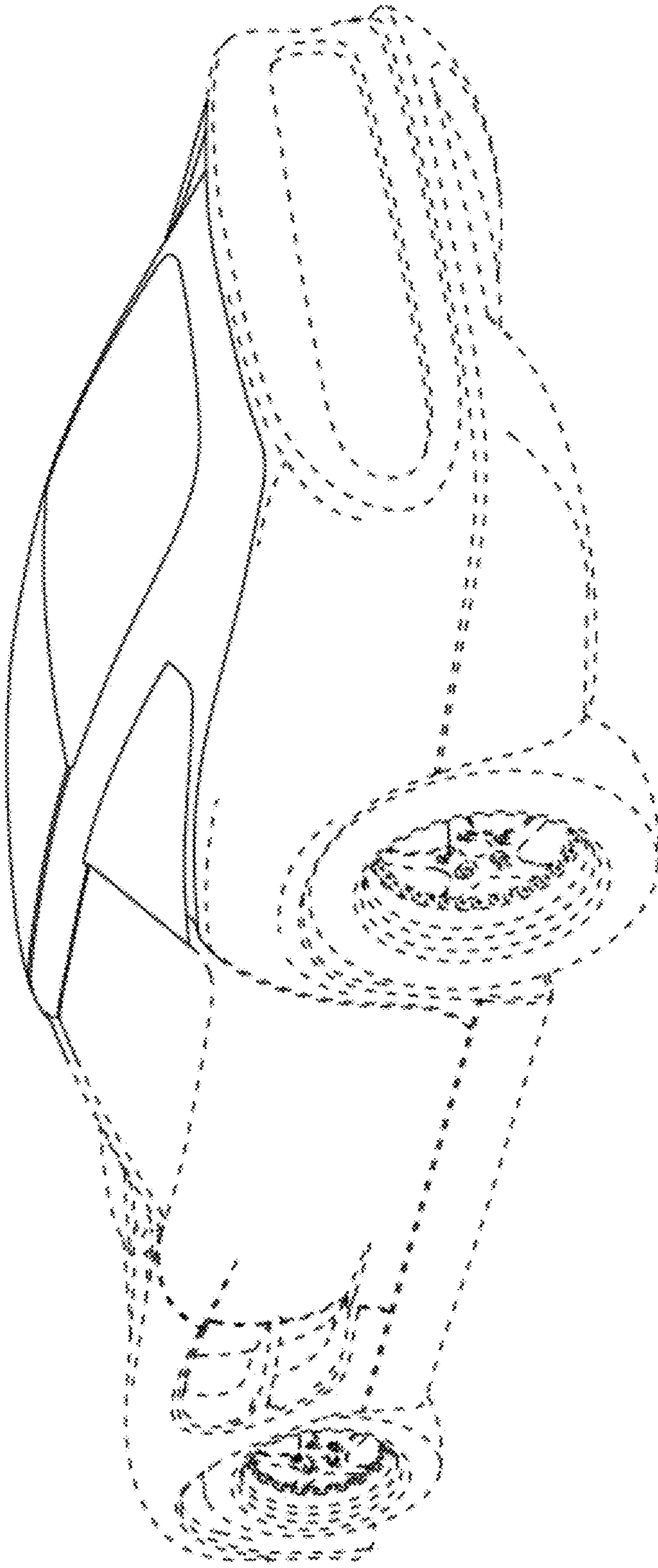


FIG. 5

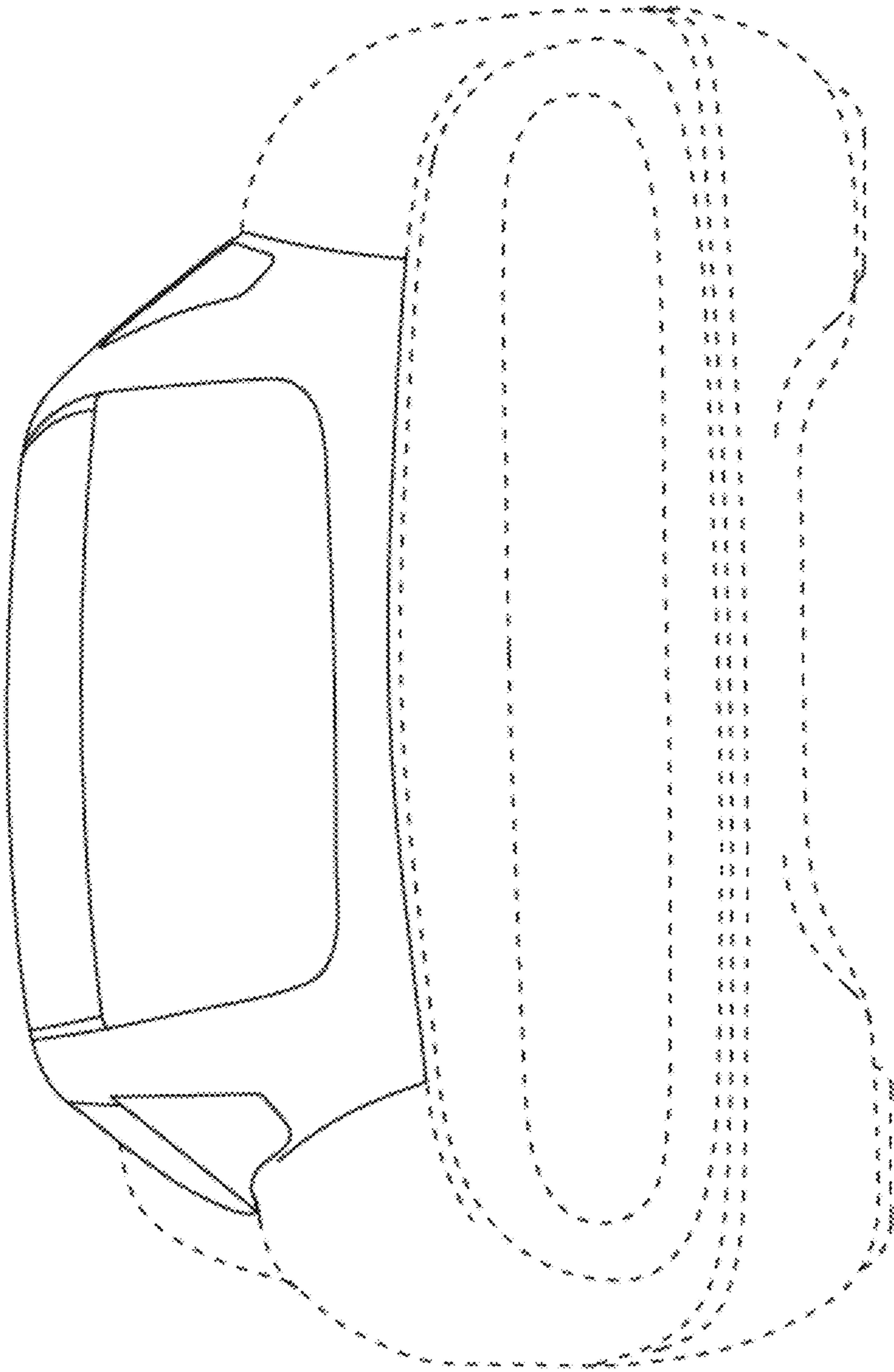


FIG. 6