



US00D969048S

(12) **United States Design Patent** (10) **Patent No.:** **US D969,048 S**  
**Wietzychowski** (45) **Date of Patent:** **\*\* Nov. 8, 2022**

(54) **DECORATIVE ELEMENT FOR A VEHICLE BODY EXTERIOR**

(71) Applicant: **Bayerische Motoren Werke Aktiengesellschaft, Munich (DE)**

(72) Inventor: **Marco Wietzychowski, Munich (DE)**

(73) Assignee: **Bayerische Motoren Werke Aktiengesellschaft, Munich (DE)**

(\*\*) Term: **15 Years**

(21) Appl. No.: **29/703,003**

(22) Filed: **Aug. 23, 2019**

(30) **Foreign Application Priority Data**

Mar. 1, 2019 (DE) ..... 402019100250.2

(51) **LOC (13) Cl.** ..... **12-16**

(52) **U.S. Cl.**  
USPC ..... **D12/196**

(58) **Field of Classification Search**  
USPC ..... D12/86, 88, 90, 91, 92, 163, 169, 171, D12/184, 196, 216  
CPC ..... B62D 31/02; B62D 31/04; B62D 21/00; B62D 21/10; B62D 27/00  
See application file for complete search history.

(56) **References Cited**

**U.S. PATENT DOCUMENTS**

- D631,791 S \* 2/2011 Sanschagrín ..... D12/14
- D631,807 S \* 2/2011 Clottu ..... D12/190
- D698,307 S \* 1/2014 Blankenship ..... D12/400
- D826,817 S \* 8/2018 Anderson ..... D12/196
- D827,535 S \* 9/2018 Anderson ..... D12/196
- D829,143 S \* 9/2018 McMahan ..... D12/196

- D841,547 S \* 2/2019 Zipfel ..... D12/196
- D841,548 S \* 2/2019 Dharmawan ..... D12/196
- D852,103 S \* 6/2019 Hallgren ..... D12/196
- D855,530 S \* 8/2019 Heroux ..... D12/196
- D860,088 S \* 9/2019 Harriton ..... D12/196
- D868,659 S \* 12/2019 Mikhailov ..... D12/196
- D885,282 S \* 5/2020 McGaughy ..... D12/196
- D902,102 S \* 11/2020 Duncan ..... D12/196
- D903,565 S \* 12/2020 Peplowski ..... D12/196
- D906,918 S \* 1/2021 Ponz ..... D12/196
- D907,553 S \* 1/2021 Ma ..... D12/196
- D928,679 S \* 8/2021 Liang ..... D12/196

\* cited by examiner

*Primary Examiner* — Susan E Krakower  
*Assistant Examiner* — Jerry Shiu-an-Hua Hsu  
(74) *Attorney, Agent, or Firm* — Crowell & Moring LLP

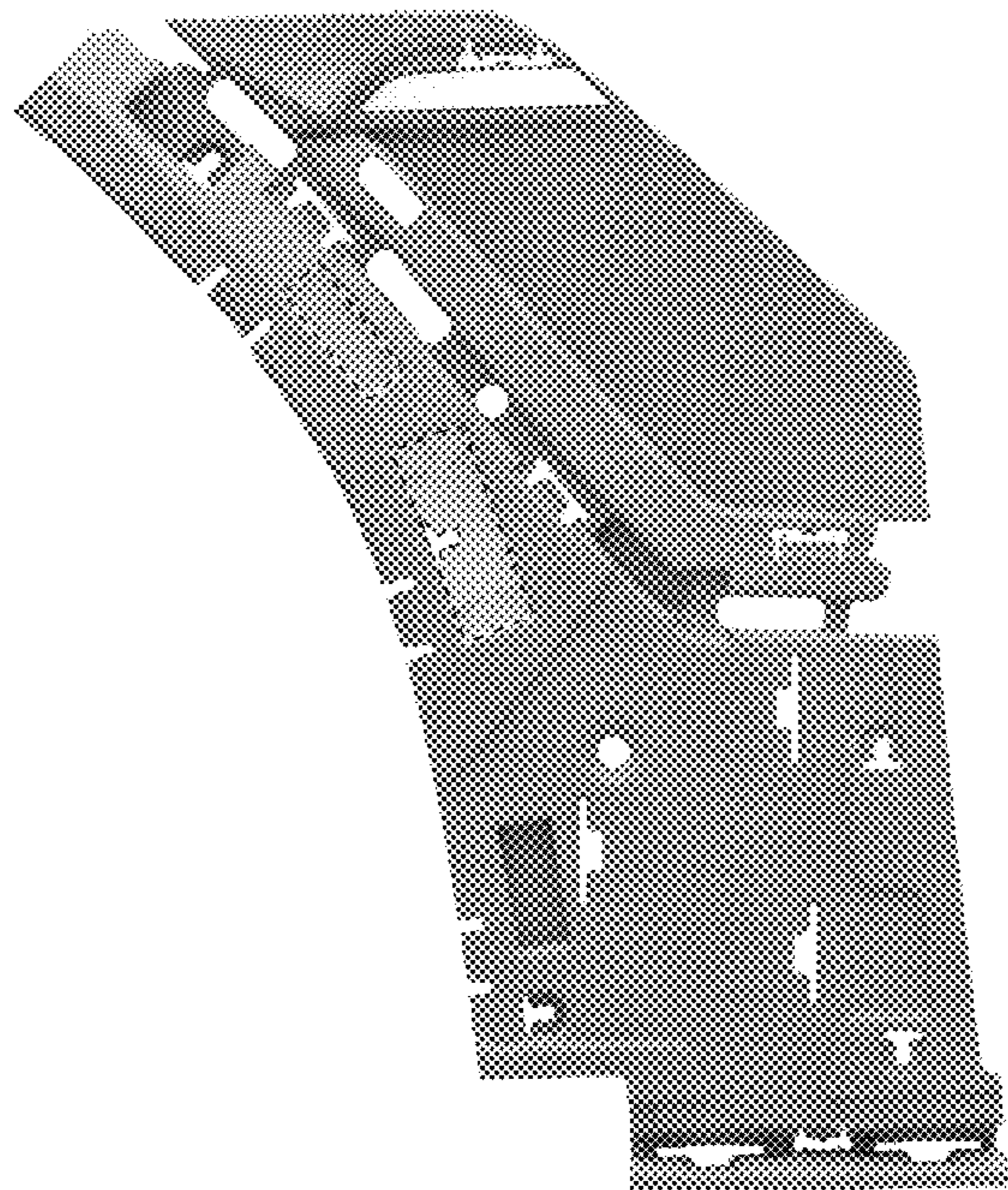
(57) **CLAIM**

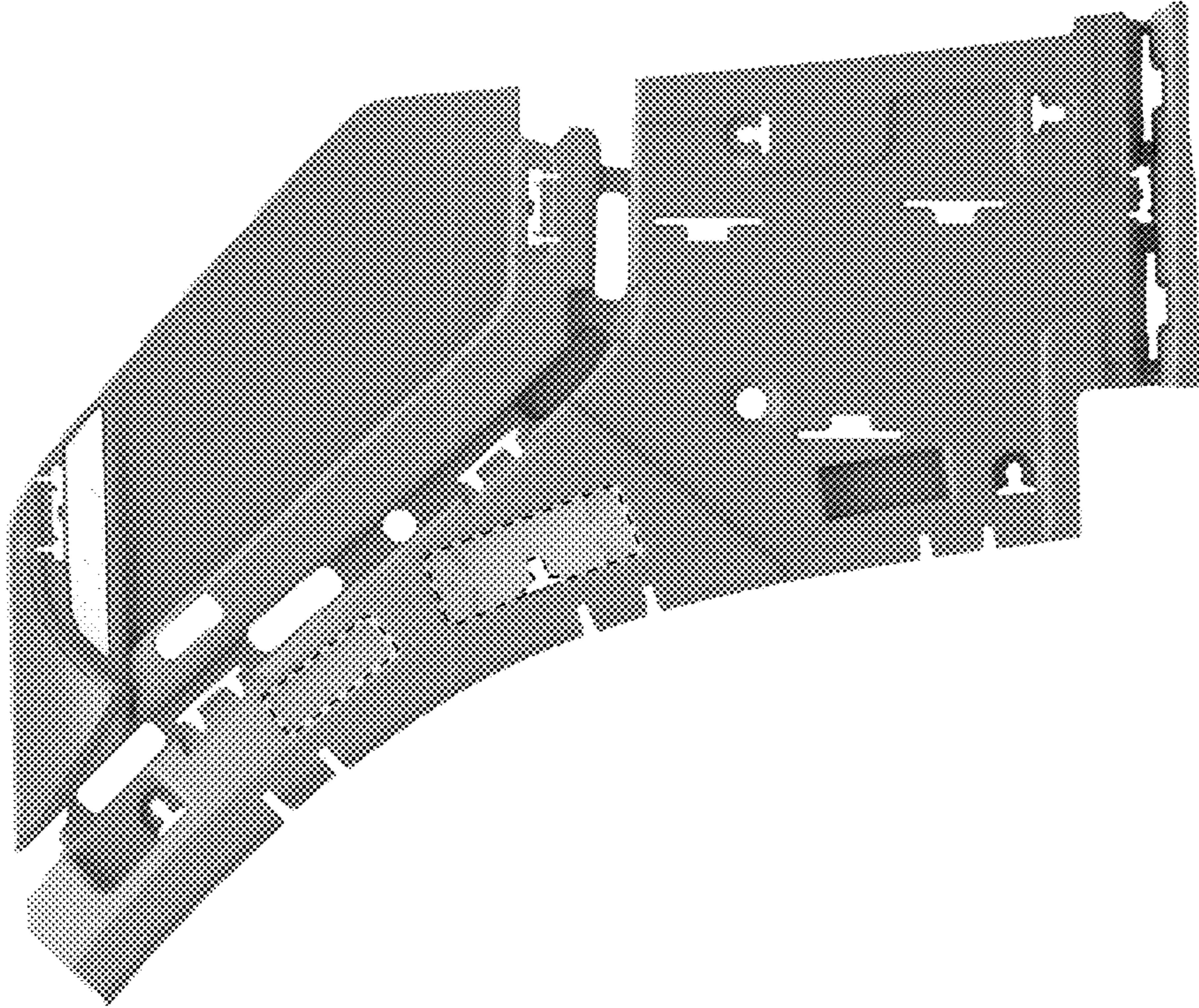
The ornamental design for a decorative element for a vehicle body exterior, as shown and described.

**DESCRIPTION**

FIG. 1 is a front view of a decorative element for a vehicle body exterior according to the design;  
FIG. 2 is a left, front perspective view thereof;  
FIG. 3 is a right, front perspective view thereof;  
FIG. 4 is a left side view thereof;  
FIG. 5 is a right side view thereof;  
FIG. 6 is a top view thereof;  
FIG. 7 is a bottom view thereof; and,  
FIG. 8 is a rear view thereof.  
The broken lines in the drawings and the lightened areas within the broken lines illustrate portions of the decorative element for a vehicle body exterior that form no part of the claimed design.


**1 Claim, 8 Drawing Sheets**






**FIG. 1**






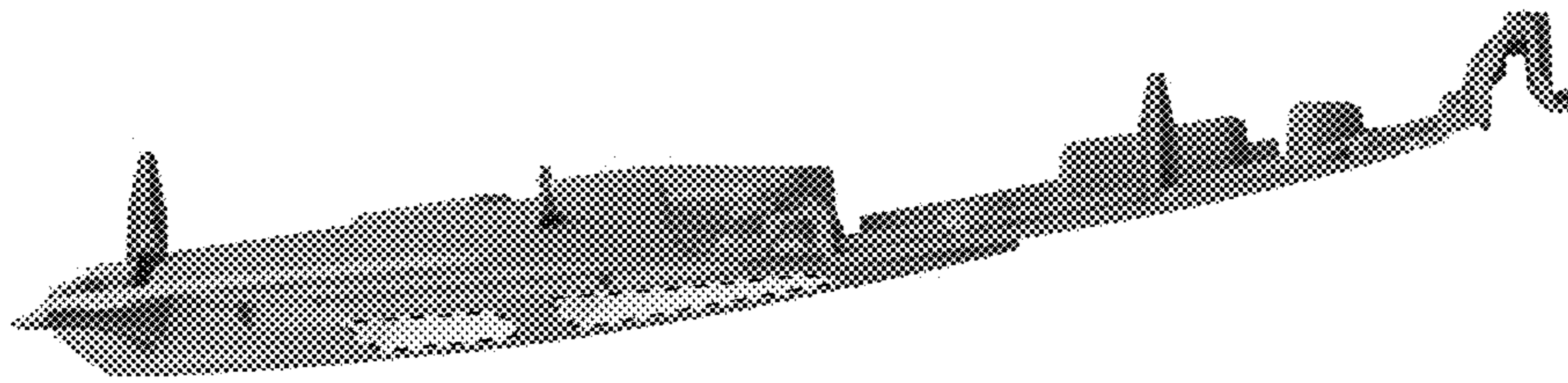
**FIG. 2**




**FIG. 3**



**FIG. 4**




**FIG. 5**




**FIG. 6**





**FIG. 7**





**FIG. 8**