



US00D969040S

(12) **United States Design Patent** (10) **Patent No.:** **US D969,040 S**  
**Smith** (45) **Date of Patent:** **\*\* Nov. 8, 2022**

(54) **FRONT PORTION OF A MOTOR VEHICLE**  
(71) Applicant: **JAGUAR LAND ROVER LIMITED,**  
Coventry (GB)  
(72) Inventor: **Luke Smith,** Coventry (GB)  
(73) Assignee: **JAGUAR LAND ROVER LIMITED,**  
Coventry (GB)  
(\*\*) Term: **15 Years**  
(21) Appl. No.: **29/801,720**  
(22) Filed: **Jul. 30, 2021**

D731,922 S \* 6/2015 Beaven ..... D12/91  
D739,305 S \* 9/2015 Gunnarson ..... D12/91  
D749,996 S \* 2/2016 Henstridge ..... D12/164  
D784,856 S \* 4/2017 Hatton ..... D12/91  
D807,788 S \* 1/2018 Hatton ..... D12/91  
D813,100 S \* 3/2018 Hatton ..... D12/92  
D832,144 S \* 10/2018 Hatton ..... D12/91  
D833,339 S \* 11/2018 Patel ..... D12/164  
D840,297 S \* 2/2019 Tovey ..... D12/164  
D841,518 S \* 2/2019 Tovey ..... D12/164  
D847,024 S \* 4/2019 Patel ..... D12/91  
D859,212 S \* 9/2019 Beckles ..... D12/91  
D881,070 S \* 4/2020 Smith ..... D12/91  
D903,531 S \* 12/2020 Beaven ..... D12/91  
D910,488 S \* 2/2021 Beckles ..... D12/91  
D923,515 S \* 6/2021 Patel ..... D12/91  
D928,657 S \* 8/2021 Smith ..... D12/91

\* cited by examiner

**Related U.S. Application Data**

(62) Division of application No. 29/728,215, filed on Mar. 17, 2020, now Pat. No. Des. 928,657, which is a division of application No. 29/647,610, filed on May 15, 2018, now Pat. No. Des. 881,070.

*Primary Examiner* — Melody N Brown

(74) *Attorney, Agent, or Firm* — Reising Ethington P.C.

(30) **Foreign Application Priority Data**

Nov. 16, 2017 (EM) ..... 004509784

(51) **LOC (13) Cl.** ..... **12-16**

(52) **U.S. Cl.**  
USPC ..... **D12/164**

(58) **Field of Classification Search**  
USPC ..... D12/86, 90-92, 164; D21/433, 434,  
D21/531-535; 296/181.1-181.5, 183.1  
CPC ..... B62D 25/00; B62D 25/06; B62D 33/00;  
B62D 35/00  
See application file for complete search history.

(57) **CLAIM**

The ornamental design for a front portion of a motor vehicle, as shown and described.

(56) **References Cited**

**U.S. PATENT DOCUMENTS**


D698,697 S \* 2/2014 Winkelmann ..... D12/91  
D719,878 S \* 12/2014 Webber ..... D12/92  
D725,007 S \* 3/2015 Beaven ..... D12/164

**DESCRIPTION**

FIG. 1 is a right, front perspective view of a front portion of motor vehicle showing my new design;  
FIG. 2 is a left, front perspective view thereof;  
FIG. 3 is a left, rear perspective view thereof;  
FIG. 4 is a right, rear perspective view thereof;  
FIG. 5 is a front view thereof;  
FIG. 6 is a left side view thereof;  
FIG. 7 is a right side view thereof; and,  
FIG. 8 is a top view thereof.

The portion of the vehicle shown in a de-emphasized and halftone form surrounded by broken lines that represent a boundary and the wheel portions shown in broken lines are all for environmental and illustrative purposes that do not form no part of the claimed design.

**1 Claim, 8 Drawing Sheets**






FIG. 1




FIG. 2




FIG. 3




FIG. 4



FIG. 5




FIG. 6




FIG. 7





FIG. 8