



US00D969024S

(12) **United States Design Patent** (10) **Patent No.:** **US D969,024 S**
Arguden et al. (45) **Date of Patent:** **** Nov. 8, 2022**

(54) **MOTOR VEHICLE, TOY REPLICA, AND/OR OTHER REPLICA**

(71) Applicant: **Ford Global Technologies, LLC**, Dearborn, MI (US)

(72) Inventors: **Ege Arguden**, Detroit, MI (US); **Dong H. Park**, Canton, MI (US); **Paul Wraith**, West Bloomfield, MI (US); **William Mangan**, Ypsilanti, MI (US); **Damon G. DePeyster**, Northville, MI (US); **Heath W. Hillard**, Detroit, MI (US)

(73) Assignee: **Ford Global Technologies, LLC**, Dearborn, MI (US)

(**) Term: **15 Years**

(21) Appl. No.: **29/781,608**

(22) Filed: **Apr. 30, 2021**

(51) **LOC (13) Cl.** **12-08**

(52) **U.S. Cl.**
USPC **D12/91**

(58) **Field of Classification Search**
USPC D12/86, 90-92, 88, 164; D21/424, 433, D21/434, 533; 296/181.1-181.5, 183.1
CPC B62D 25/00; B62D 25/06; B62D 33/00; B62D 35/00
See application file for complete search history.

(56) **References Cited**

U.S. PATENT DOCUMENTS

D725,550 S *	3/2015	Wolff	D12/91
D728,424 S *	5/2015	Rupar	D12/91
D728,426 S *	5/2015	Di Buduo	D12/91
D736,120 S *	8/2015	Blanski	D12/91
D741,224 S *	10/2015	Rupar	D12/91
D741,752 S *	10/2015	Messale	D12/91

D743,303 S *	11/2015	Huang	D12/91
D754,563 S *	4/2016	Behmer et al.		
D791,645 S *	7/2017	Henstridge	D12/91
D819,495 S *	6/2018	Bucher	D12/91
D819,496 S *	6/2018	Bucher	D12/91
D819,497 S *	6/2018	Platto	D12/91
D821,920 S *	7/2018	Platto	D12/91
D830,232 S *	10/2018	Tamiya	D12/91
D881,754 S *	4/2020	Park et al.		
D882,461 S *	4/2020	Dewitt	D12/91
D883,143 S *	5/2020	Woodhouse	D12/91
D884,559 S *	5/2020	Lucas	D12/91
D890,030 S *	7/2020	Metros	D12/91
D890,031 S *	7/2020	Metros	D12/91
D890,032 S *	7/2020	Woodhouse	D12/91

(Continued)

FOREIGN PATENT DOCUMENTS

CN 2020301258801 11/2020

Primary Examiner — Melody N Brown

(74) Attorney, Agent, or Firm — Michael Spenner


(57) **CLAIM**

The ornamental design for a motor vehicle, toy replica, and/or other replica, as shown and described.

DESCRIPTION

FIG. 1 is a front elevational view of a motor vehicle, toy replica, and/or other replica showing our new design; FIG. 2 is a rear elevational view thereof; FIG. 3 is a left side elevational view thereof; FIG. 4 is a right side elevational view thereof; FIG. 5 is a top plan view thereof. FIG. 6 is a top, front, and left side perspective view thereof; and, FIG. 7 is a top, rear, and left side perspective view thereof. The claimed design is indicated by the relatively dark portions in the figures. The de-emphasized and relatively light portions form no part of the claimed design.

1 Claim, 7 Drawing Sheets



(56)

References Cited

U.S. PATENT DOCUMENTS

D937,707 S	*	12/2021	Park	D12/91
D942,898 S	*	2/2022	Bucher	D12/91
D942,899 S	*	2/2022	Bucher	D12/91
D942,900 S	*	2/2022	Bucher	D12/91

* cited by examiner




Fig. 1




Fig.2



Fig. 3



Fig.4



Fig. 5



Fig. 6



Fig. 7