



US00D969010S

(12) **United States Design Patent** (10) **Patent No.:** **US D969,010 S**  
**Yatsugi-Kang** (45) **Date of Patent:** **\*\* Nov. 8, 2022**

(54) **RING**

(71) Applicant: **Harry Winston SA**, Plan-les-Ouates (CH)  
(72) Inventor: **Rie Yatsugi-Kang**, New York, NY (US)  
(73) Assignee: **Harry Winston SA**, Plan-les-Ouates (CH)  
(\*\*) Term: **15 Years**  
(21) Appl. No.: **29/780,661**  
(22) Filed: **Apr. 26, 2021**  
(30) **Foreign Application Priority Data**

Nov. 6, 2020 (WO) ..... WIPO99233

(51) **LOC (13) Cl.** ..... **11-01**

(52) **U.S. Cl.**  
USPC ..... **D11/34**

(58) **Field of Classification Search**  
USPC ..... D11/1, 3, 4, 16, 7, 8, 26-39, 79, 91, 92  
CPC ..... A44C 9/00; A44C 9/0007; A44C 9/0014;  
A44C 9/0023; A44C 9/003; A44C 9/0038; A44C 9/0046; A44C 9/0053;  
A44C 9/0061; A44C 9/0069; A44C 9/0076; A44C 9/0084; A44C 9/0092;  
A44C 9/02; A44C 17/0258; A44C 17/0266; A44C 17/0275; A44C 17/0283;  
A44C 17/02; A44C 17/0208; A44C 17/0216; A44C 17/0225; A44C 17/0233;  
A44C 17/0241; A44C 17/025; A44C 17/0288; A44C 17/0291; A44C 1/00;  
A44C 15/00; A44C 15/0005; A44C 15/001; A44C 15/005

See application file for complete search history.

(56) **References Cited**

U.S. PATENT DOCUMENTS

D176,675	S	*	1/1956	Katz	.....	D11/16
D436,550	S	*	1/2001	Versace	.....	D11/26
D436,883	S	*	1/2001	Versace	.....	D11/26
D780,026	S	*	2/2017	Yatsugi-Kang	.....	D11/34
9,756,909	B1	*	9/2017	Bonner	.....	A44C 25/001
D934,105	S	*	10/2021	Kwon	.....	D11/34
D945,908	S	*	3/2022	Yatsugi-Kang	.....	D11/34
D945,909	S	*	3/2022	Yatsugi-Kang	.....	D11/34
D945,911	S	*	3/2022	Yatsugi-Kang	.....	D11/34
D945,912	S	*	3/2022	Riviere	.....	D11/34
D946,450	S	*	3/2022	Abdourahim	.....	D11/34
D953,915	S	*	6/2022	Amfitheafrof	.....	D11/34
D953,917	S	*	6/2022	Kwon	.....	D11/34
D953,918	S	*	6/2022	Abdourahim	.....	D11/34
D953,919	S	*	6/2022	Wuest	.....	D11/34
D953,920	S	*	6/2022	Riviere	.....	D11/34
D953,921	S	*	6/2022	Yatsugi-Kang	.....	D11/34
2018/0098604	A1	*	4/2018	Beck	.....	A44C 9/0053

\* cited by examiner

*Primary Examiner* — Melanie Pellegrini

(74) *Attorney, Agent, or Firm* — Blank Rome LLP

(57) **CLAIM**


The ornamental design for a ring, as shown and described.

**DESCRIPTION**


FIG. 1 is a top view of a ring of my new design;  
FIG. 2 is a bottom perspective view thereof;  
FIG. 3 is a right side view thereof;  
FIG. 4 is a left side view thereof;  
FIG. 5 is a front view thereof;  
FIG. 6 is a rear view thereof;  
FIG. 7 is a top right perspective view thereof; and,  
FIG. 8 is a bottom left perspective view thereof.

**1 Claim, 8 Drawing Sheets**





***FIG. 1***



**FIG. 2**




**FIG. 3**




**FIG. 4**



**FIG. 5**



**FIG. 6**



***FIG. 7***





**FIG. 8**