



US00D969008S

(12) **United States Design Patent**
Yatsugi-Kang

(10) **Patent No.:** **US D969,008 S**

(45) **Date of Patent:** **** Nov. 8, 2022**

- (54) **RING**
- (71) Applicant: **Harry Winston SA**, Plan-les-Ouates (CH)
- (72) Inventor: **Rie Yatsugi-Kang**, New York, NY (US)
- (73) Assignee: **Harry Winston SA**, Plan-les-Ouates (CH)
- (**) Term: **15 Years**
- (21) Appl. No.: **29/780,300**
- (22) Filed: **Apr. 23, 2021**
- (30) **Foreign Application Priority Data**

Nov. 4, 2020 (WO) WIPO99128

(51) **LOC (13) Cl.** **11-01**

(52) **U.S. Cl.**
USPC **D11/34**

(58) **Field of Classification Search**
 USPC D11/1, 3, 4, 16, 7, 8, 26-39, 79, 91, 92
 CPC A44C 9/00; A44C 9/0007; A44C 9/0014;
 A44C 9/0023; A44C 9/003; A44C
 9/0038; A44C 9/0046; A44C 9/0053;
 A44C 9/0061; A44C 9/0069; A44C
 9/0076; A44C 9/0084; A44C 9/0092;
 A44C 9/02; A44C 17/0258; A44C
 17/0266; A44C 17/0275; A44C 17/0283;
 A44C 17/02; A44C 17/0208; A44C
 17/0216; A44C 17/0225; A44C 17/0233;
 A44C 17/0241; A44C 17/025; A44C
 17/0288; A44C 17/0291; A44C 1/00;
 A44C 15/00; A44C 15/0005; A44C
 15/001; A44C 15/005

See application file for complete search history.

(56) **References Cited**

U.S. PATENT DOCUMENTS

- 2,177,314 A * 10/1939 Von Dachenhausen
A44C 9/0023
63/15.4
- D747,663 S * 1/2016 Yatsugi-Kang D11/34

- D753,530 S * 4/2016 Rivière D11/34
- D780,026 S * 2/2017 Yatsugi-Kang D11/34
- D786,119 S * 5/2017 Huynh G06K 19/07762
D14/344
- 9,756,909 B1 * 9/2017 Bonner A44C 25/001
- D852,084 S * 6/2019 Ho D11/92
- D919,471 S * 5/2021 Shah D11/34
- D934,105 S * 10/2021 Kwon D11/34
- D934,729 S * 11/2021 Yatsugi-Kang D11/42
- D942,299 S * 2/2022 Abdourahim D11/7
- D945,908 S * 3/2022 Yatsugi-Kang D11/34
- D945,909 S * 3/2022 Yatsugi-Kang D11/34
- D945,911 S * 3/2022 Yatsugi-Kang D11/34
- D945,912 S * 3/2022 Riviere D11/34
- D946,450 S * 3/2022 Abdourahim D11/34
- D953,915 S * 6/2022 Amfitheafrof D11/34
- D953,917 S * 6/2022 Kwon D11/34
- D953,918 S * 6/2022 Abdourahim D11/34
- D953,919 S * 6/2022 Wuest D11/34
- D953,920 S * 6/2022 Riviere D11/34

(Continued)

Primary Examiner — Melanie Pellegrini

(74) *Attorney, Agent, or Firm* — Blank Rome LLP


(57) **CLAIM**

The ornamental design for a ring, as shown and described.

DESCRIPTION

FIG. 1 is a top view of a ring of my new design;
 FIG. 2 is a bottom perspective view thereof;
 FIG. 3 is a right side view thereof;
 FIG. 4 is a left side view thereof;
 FIG. 5 is a front view thereof;
 FIG. 6 is a rear view thereof;
 FIG. 7 is a top right perspective view thereof; and,
 FIG. 8 is a bottom left perspective view thereof.

1 Claim, 8 Drawing Sheets



(56)

References Cited

U.S. PATENT DOCUMENTS

D953,921 S * 6/2022 Yatsugi-Kang D11/34
D955,258 S * 6/2022 Pozsgai D11/16
2018/0332931 A1* 11/2018 Wong A44C 17/02
2019/0274400 A1* 9/2019 Takessian A44C 17/04
2021/0361397 A1* 11/2021 Fujikura A61C 13/225

* cited by examiner




FIG. 1




FIG. 2




FIG. 3




FIG. 4



FIG. 5



FIG. 6

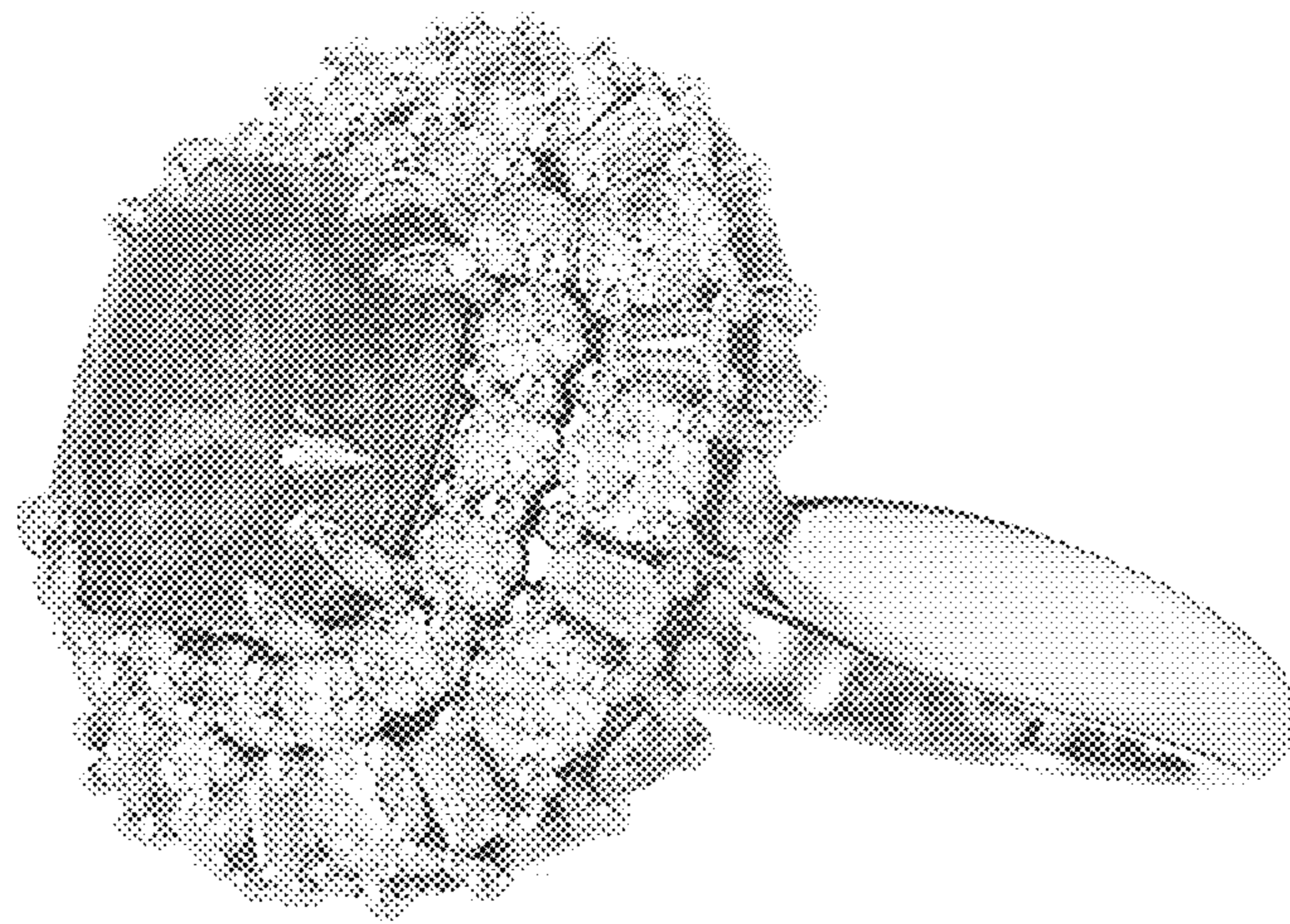


FIG. 7




FIG. 8