



US00D969004S

(12) **United States Design Patent** (10) **Patent No.:** **US D969,004 S**
Yatsugi-Kang (45) **Date of Patent:** **** Nov. 8, 2022**

(54) **RING**

(71) Applicant: **Harry Winston SA**, Plan-les-Ouates (CH)
 (72) Inventor: **Rie Yatsugi-Kang**, New York, NY (US)
 (73) Assignee: **Harry Winston SA**, Plan-les-Ouates (CH)
 (**) Term: **15 Years**
 (21) Appl. No.: **29/777,409**
 (22) Filed: **Apr. 6, 2021**

(30) **Foreign Application Priority Data**

Oct. 22, 2020 (WO) WIPO98792
 (51) **LOC (13) Cl.** **11-01**
 (52) **U.S. Cl.**
 USPC **D11/34**
 (58) **Field of Classification Search**
 USPC D11/1, 3, 4, 16, 7, 8, 26-39, 79, 91, 92
 CPC A44C 9/00; A44C 9/0007; A44C 9/0014;
 A44C 9/0023; A44C 9/003; A44C 9/0038; A44C 9/0046; A44C 9/0053;
 A44C 9/0061; A44C 9/0069; A44C 9/0076; A44C 9/0084; A44C 9/0092;
 A44C 9/02; A44C 17/0258; A44C 17/0266; A44C 17/0275; A44C 17/0283;
 A44C 17/02; A44C 17/0208; A44C 17/0216; A44C 17/0225; A44C 17/0233;
 A44C 17/0241; A44C 17/025; A44C 17/0288; A44C 17/0291; A44C 1/00;
 A44C 15/00; A44C 15/0005; A44C 15/001; A44C 15/005

See application file for complete search history.

(56) **References Cited**

U.S. PATENT DOCUMENTS

D495,268 S *	8/2004	Orlandini	D11/26
D497,119 S *	10/2004	Pachachi	D11/26
D753,009 S *	4/2016	Yatsugi-Kang	D11/16
D760,616 S *	7/2016	Rivière	D11/34
D779,363 S *	2/2017	Yatsugi-Kang	D11/16
D849,584 S *	5/2019	Majeric	D11/34
D934,724 S *	11/2021	Scheufele	D11/34
D946,448 S *	3/2022	Riviere	D11/16
D946,459 S *	3/2022	Kwon	D11/34
D946,460 S *	3/2022	Abdourahim	D11/34
D955,266 S *	6/2022	Riviere	D11/42

* cited by examiner

Primary Examiner — Melanie Pellegrini

(74) *Attorney, Agent, or Firm* — Blank Rome LLP

(57) **CLAIM**


The ornamental design for a ring, as shown and described.

DESCRIPTION

The patent or application file contains at least one drawing executed in color. Copies of this patent or patent application publication with color drawing(s) will be provided by the Office upon request and payment of the necessary fee.

FIG. 1 is a top view of a ring of my new design;
 FIG. 2 is a bottom perspective view thereof;
 FIG. 3 is a left side view thereof;
 FIG. 4 is a right side view thereof;
 FIG. 5 is a rear view thereof;
 FIG. 6 is a front view thereof;
 FIG. 7 is a top right perspective view thereof; and,
 FIG. 8 is a bottom left perspective view thereof.

1 Claim, 8 Drawing Sheets
(8 of 8 Drawing Sheet(s) Filed in Color)






FIG. 1

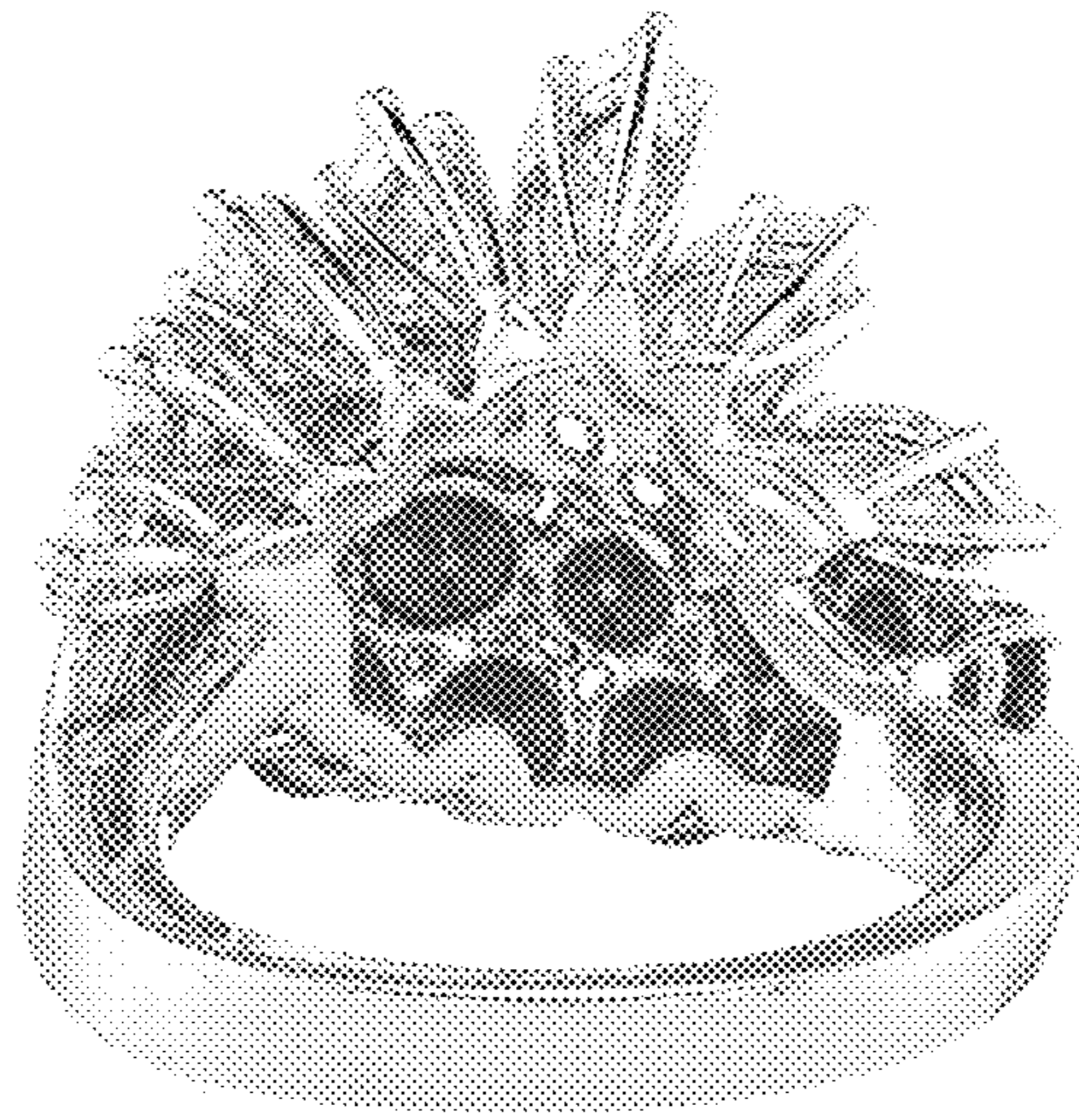


FIG. 2




FIG. 3

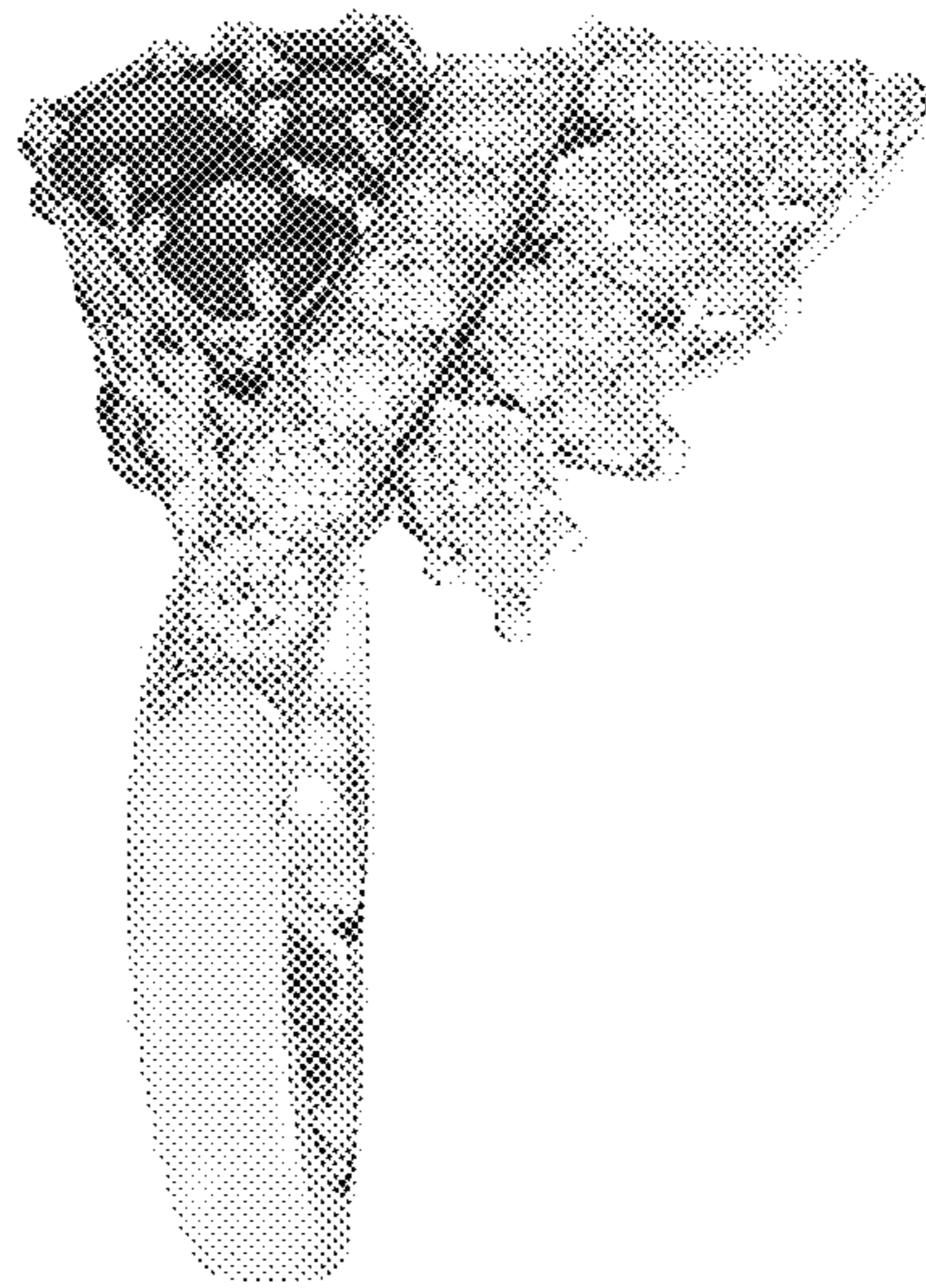


FIG. 4




FIG. 5



FIG. 6



FIG. 7



FIG. 8