



US00D969002S

(12) **United States Design Patent** (10) **Patent No.:** **US D969,002 S**  
**Aaron** (45) **Date of Patent:** **\*\* Nov. 8, 2022**

(54) **RING**

FOREIGN PATENT DOCUMENTS

(71) Applicant: **Tastefairy Corporation**, New York, NY (US)

CN 307336512 \* 2/2022  
CN 307359142 \* 5/2022  
JP D1691465 \* 8/2021

(72) Inventor: **Marla Aaron**, New York, NY (US)

OTHER PUBLICATIONS

(73) Assignee: **Tastefairy Corporation**, New York, NY (US)

DiMe Siempre Collection—Marla Aaron Jewelry pp. 1-10 2022 <https://marlaaaron.com/pages/dime-siempre-collection> (Year: 2022).  
Marla Aaron ‘DiMe Siempre’ Bezel-Set Diamond Engagement Ring in Platinum | Blue Nile pp. 1-4 2022 [https://www.bluenile.com/jewelry/rings/marla-aaron-dime-siempre-bezel-set-diamond-engagement-ring-in-platinum\\_83178](https://www.bluenile.com/jewelry/rings/marla-aaron-dime-siempre-bezel-set-diamond-engagement-ring-in-platinum_83178) (Year: 2022).\*

(\*\*) Term: **15 Years**

\* cited by examiner

(21) Appl. No.: **29/754,893**

(22) Filed: **Oct. 15, 2020**

(51) **LOC (13) Cl.** ..... **11-01**

*Primary Examiner* — Kevin K Rudzinski

(52) **U.S. Cl.**

*Assistant Examiner* — Evans David Delesline

USPC ..... **D11/26**

(74) *Attorney, Agent, or Firm* — Clements Bernard Baratta; Lawrence A. Baratta, Jr.

(58) **Field of Classification Search**

USPC ..... D11/26–29, 30–35; D14/344

CPC ..... A44C 9/00

See application file for complete search history.

(57) **CLAIM**

I claim the ornamental design for a ring, as shown and described.

(56) **References Cited**

**DESCRIPTION**

U.S. PATENT DOCUMENTS

D55,893 S *	7/1920	Simmons	.....	D11/35
D65,543 S *	9/1924	Shimp	.....	D11/35
D70,300 S *	6/1926	Sudarov	.....	D11/35
D239,298 S *	3/1976	Turner	.....	D11/35
D454,315 S *	3/2002	Ambar	.....	D11/34
D512,659 S *	12/2005	Eliazarov	.....	D11/35
D513,204 S *	12/2005	Sandberg	.....	D11/35
D637,102 S *	5/2011	Papadimitriou	.....	D11/35
D640,583 S *	6/2011	Kevan	.....	D11/33
D662,437 S *	6/2012	Verdeille	.....	D11/34
D808,850 S *	1/2018	Silvestri	.....	D11/34
D922,899 S *	6/2021	Ismail	.....	D11/35
D954,590 S *	6/2022	Aaron	.....	D11/39

FIG. 1 is a perspective view of a ring.

FIG. 2 is a rear view of the ring of FIG. 1.

FIG. 3 is a front view of the ring of FIG. 1.

FIG. 4 is a right side view of the ring of FIG. 1.

FIG. 5 is a left side view of the ring of FIG. 1.

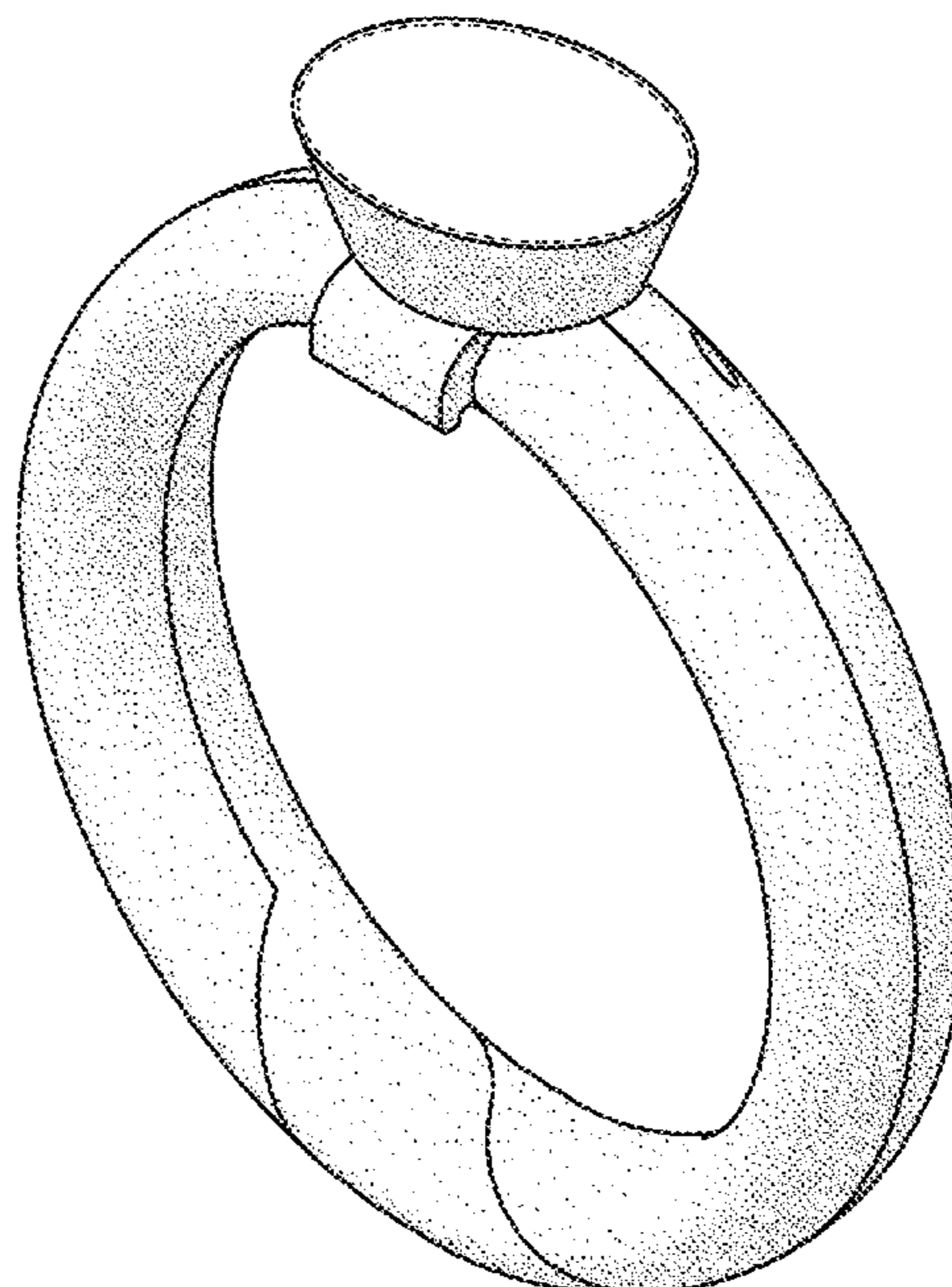
FIG. 6 is a top view of the ring of FIG. 1.

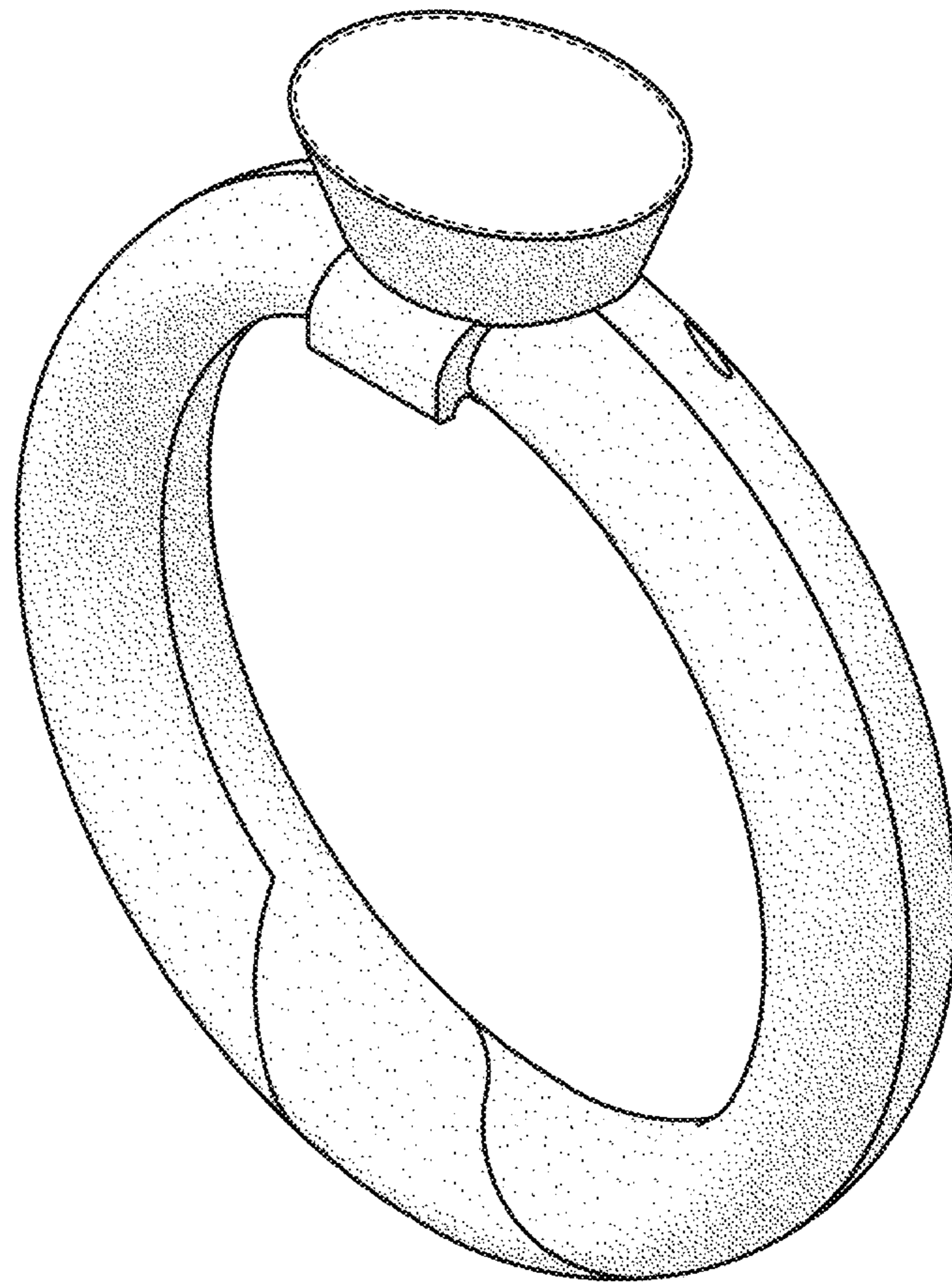
FIG. 7 is a bottom view of the ring of FIG. 1; and,

FIG. 8 is a perspective view of the ring of FIG. 1 in an opened configuration.

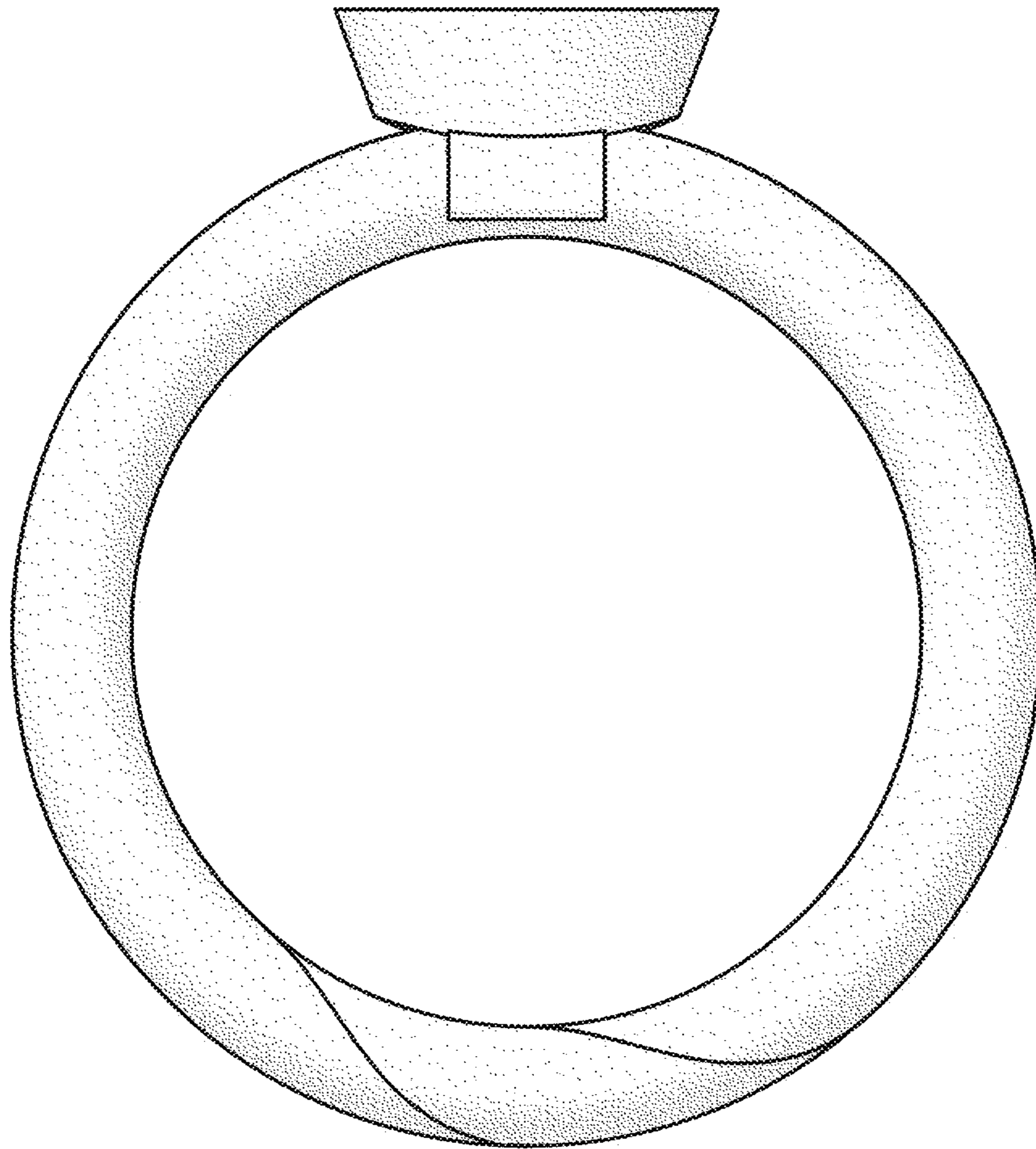
The broken lines shown in the drawings depict portions of the ring that form no part of the claimed design.

**1 Claim, 6 Drawing Sheets**

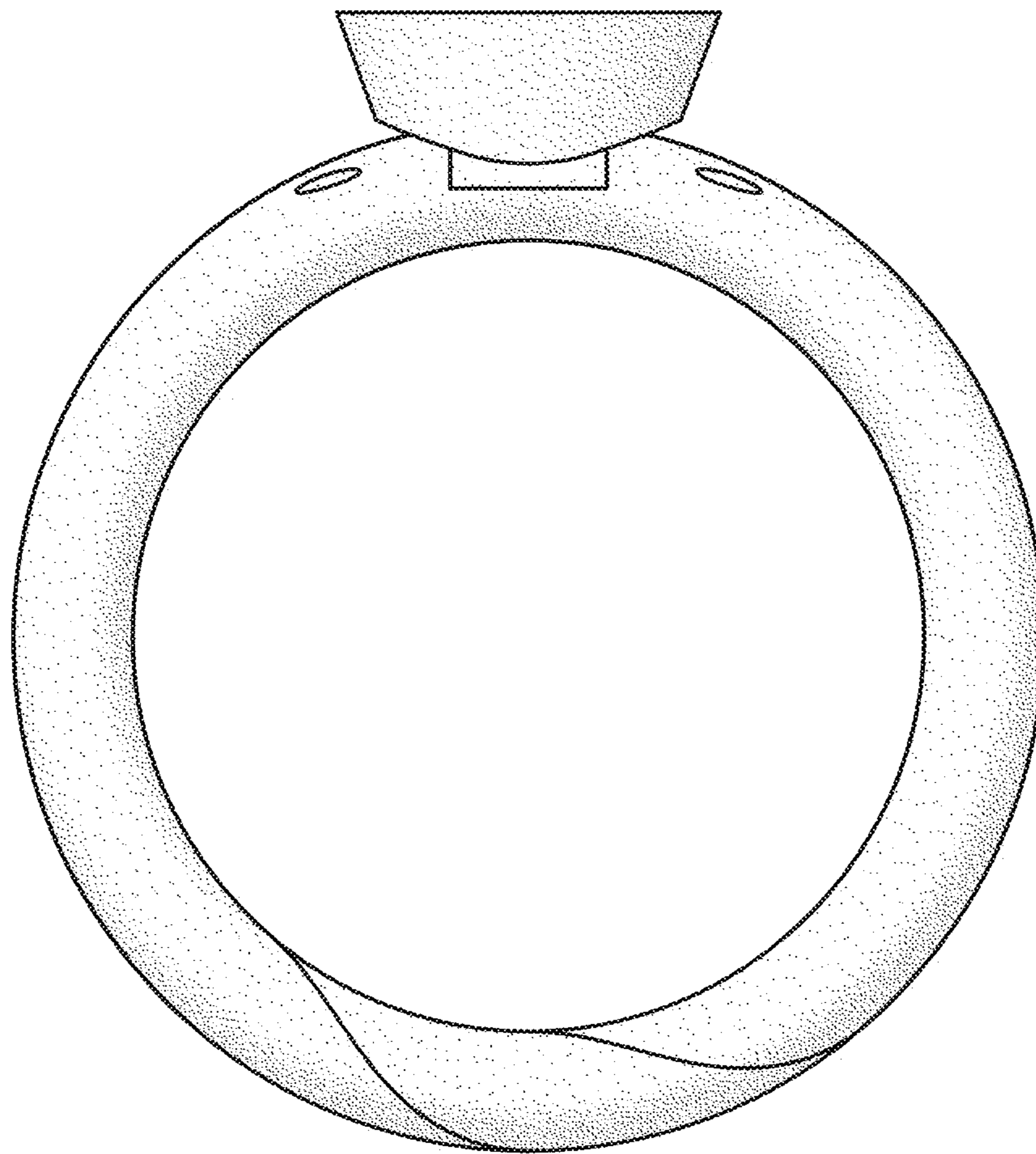




***FIG. 1***

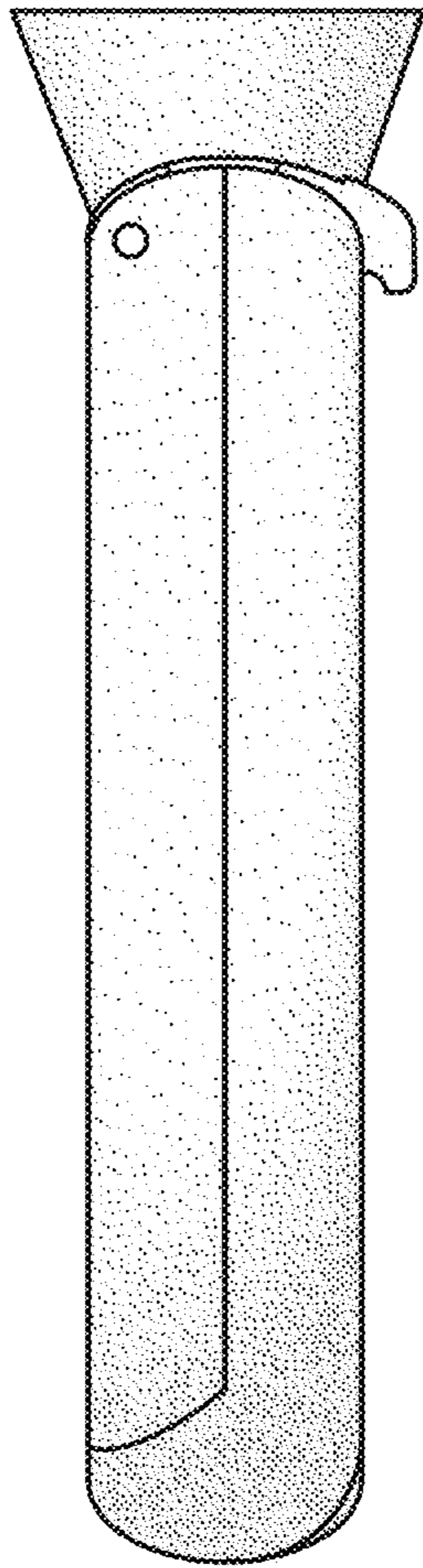


***FIG. 2***

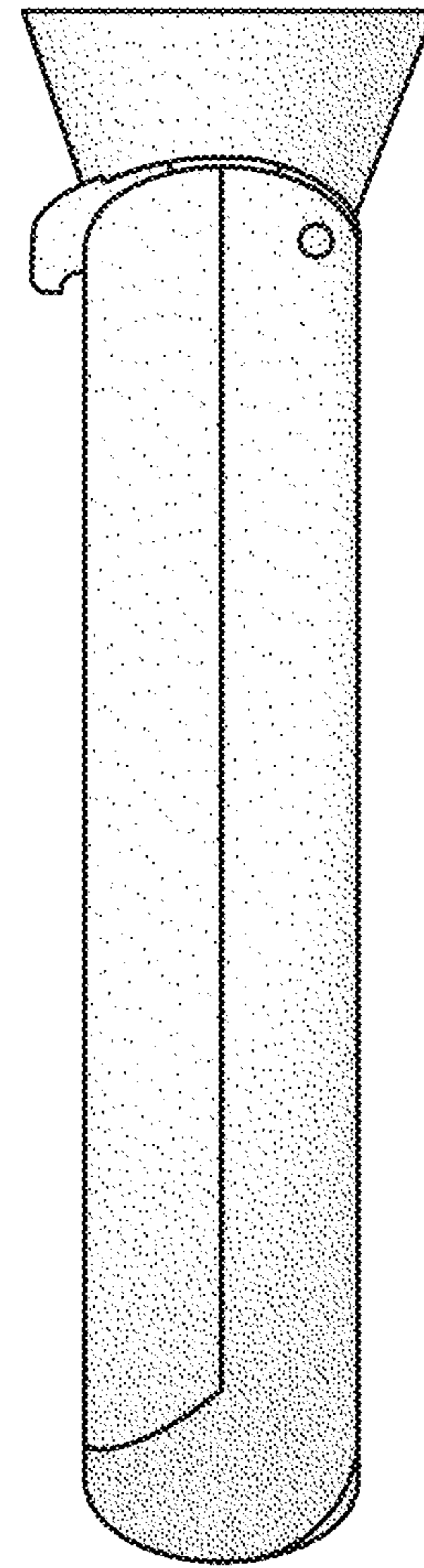


***FIG. 3***

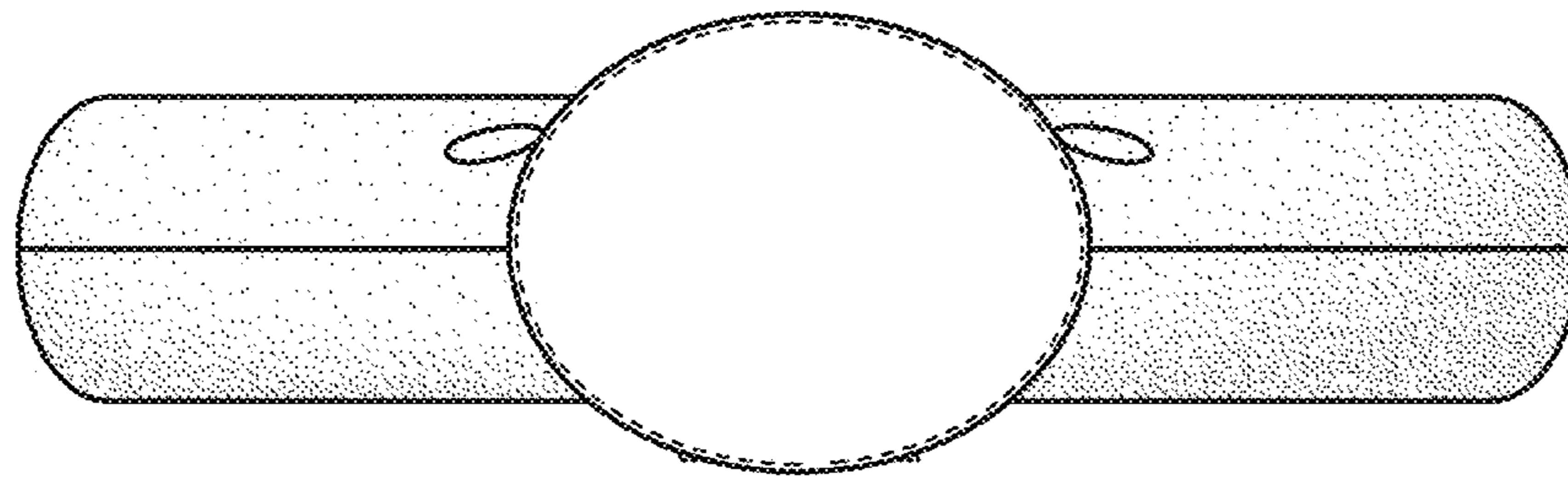




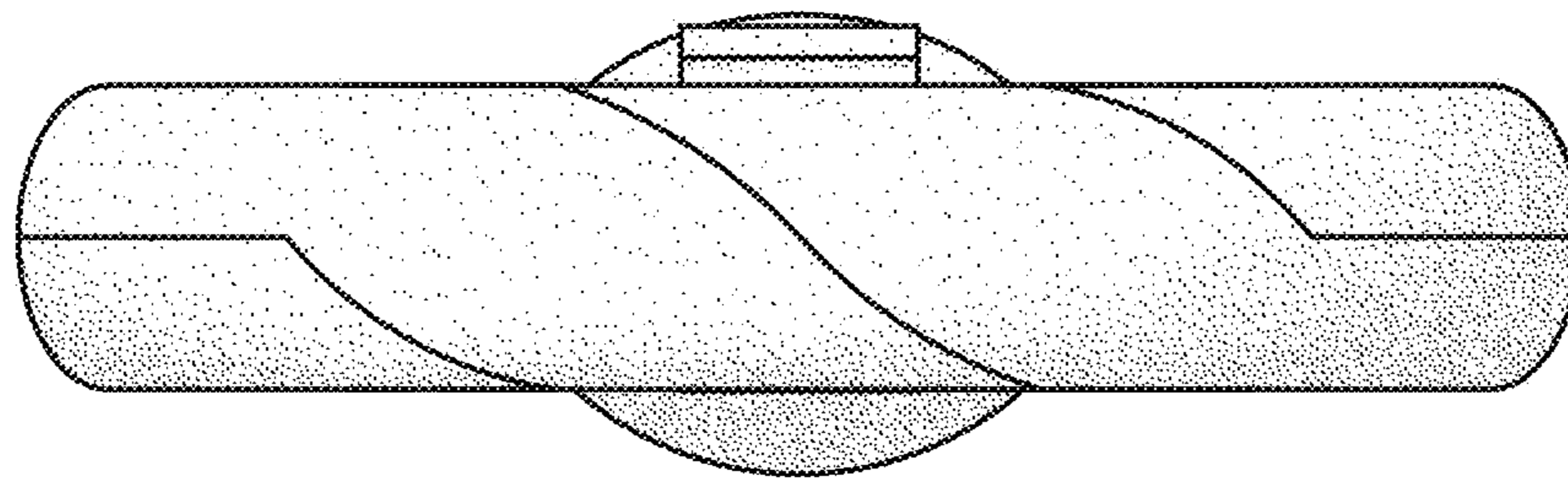
***FIG. 4***



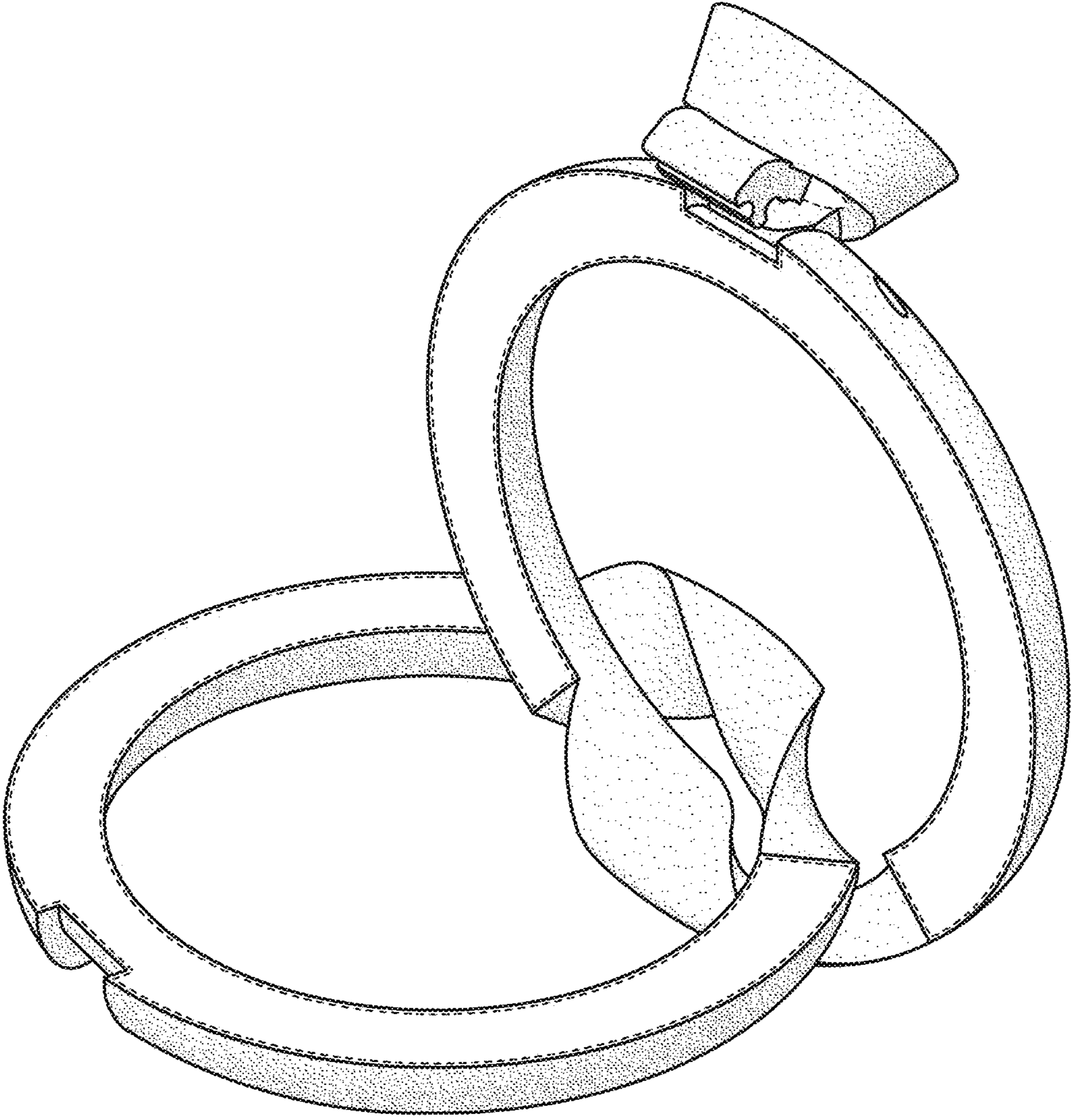
***FIG. 5***



**FIG. 6**



**FIG. 7**



**FIG. 8**