



US00D968997S

(12) **United States Design Patent**
Tashjian

(10) **Patent No.:** **US D968,997 S**

(45) **Date of Patent:** **** Nov. 8, 2022**

(54) **EARRING**

(71) Applicant: **Venus by Maria Tash, Inc.**, New York, NY (US)

(72) Inventor: **Maria Tashjian**, New York, NY (US)

(73) Assignee: **Venus by Maria Tash, Inc.**, New York, NY (US)

(**) Term: **15 Years**

(21) Appl. No.: **29/725,130**

(22) Filed: **Feb. 21, 2020**

(51) **LOC (13) Cl.** **11-01**

(52) **U.S. Cl.**
USPC **D11/3**

(58) **Field of Classification Search**
USPC D11/1-3, 5, 6, 7, 8, 11-13, 16, 26-29, D11/34, 35, 36, 40, 41, 42, 43, 45, 79, D11/86, 87, 88, 89, 90, 91, 92
CPC A44C 7/00; A44C 7/001; A44C 7/009
See application file for complete search history.

(56) **References Cited**

U.S. PATENT DOCUMENTS

2,254,966	A *	9/1941	Lang	G08B 5/004
					D11/40
D165,496	S *	12/1951	Trott	D11/43
D311,504	S *	10/1990	De Frahan	D11/79
D379,074	S *	5/1997	Udco	D11/91
D386,439	S *	11/1997	Itzkowitz	D11/41
D386,444	S *	11/1997	Udco	D11/92
D388,016	S *	12/1997	Kejajian	D11/91
D415,446	S *	10/1999	Kattan	D11/43
D429,658	S *	8/2000	Biagi	D11/41
6,298,689	B1	10/2001	Lai		
6,318,121	B1	11/2001	Pachauer		
D460,014	S *	7/2002	Williams	D11/91
D468,494	S *	1/2003	Holloway	D11/1

D482,636	S *	11/2003	Pachauer	D11/91
D506,943	S *	7/2005	Erickson	D11/3
D533,479	S *	12/2006	Dubnicka	D11/91
D574,745	S *	8/2008	Nolan	D11/41
7,546,749	B1	6/2009	Biren		
D688,153	S *	8/2013	Tyson	D11/87
D717,687	S *	11/2014	Krahbichler	D11/91
D738,775	S *	9/2015	Vartanian	D11/40
D797,599	S *	9/2017	Yatsugi-Kang	D11/40
D803,716	S *	11/2017	Grainger	D11/86
10,206,464	B2	2/2019	Lauper et al.		
10,405,619	B2	9/2019	Dubach et al.		
10,674,797	B2	6/2020	Sunne et al.		
D891,977	S *	8/2020	Dholakiya	D11/91
10,772,396	B2	9/2020	Lauper et al.		

(Continued)

FOREIGN PATENT DOCUMENTS

CA	256821	2/2001
CA	2871347 A1	10/2013

(Continued)

Primary Examiner — Llorelys Martinez

(74) *Attorney, Agent, or Firm* — Dentons US LLP

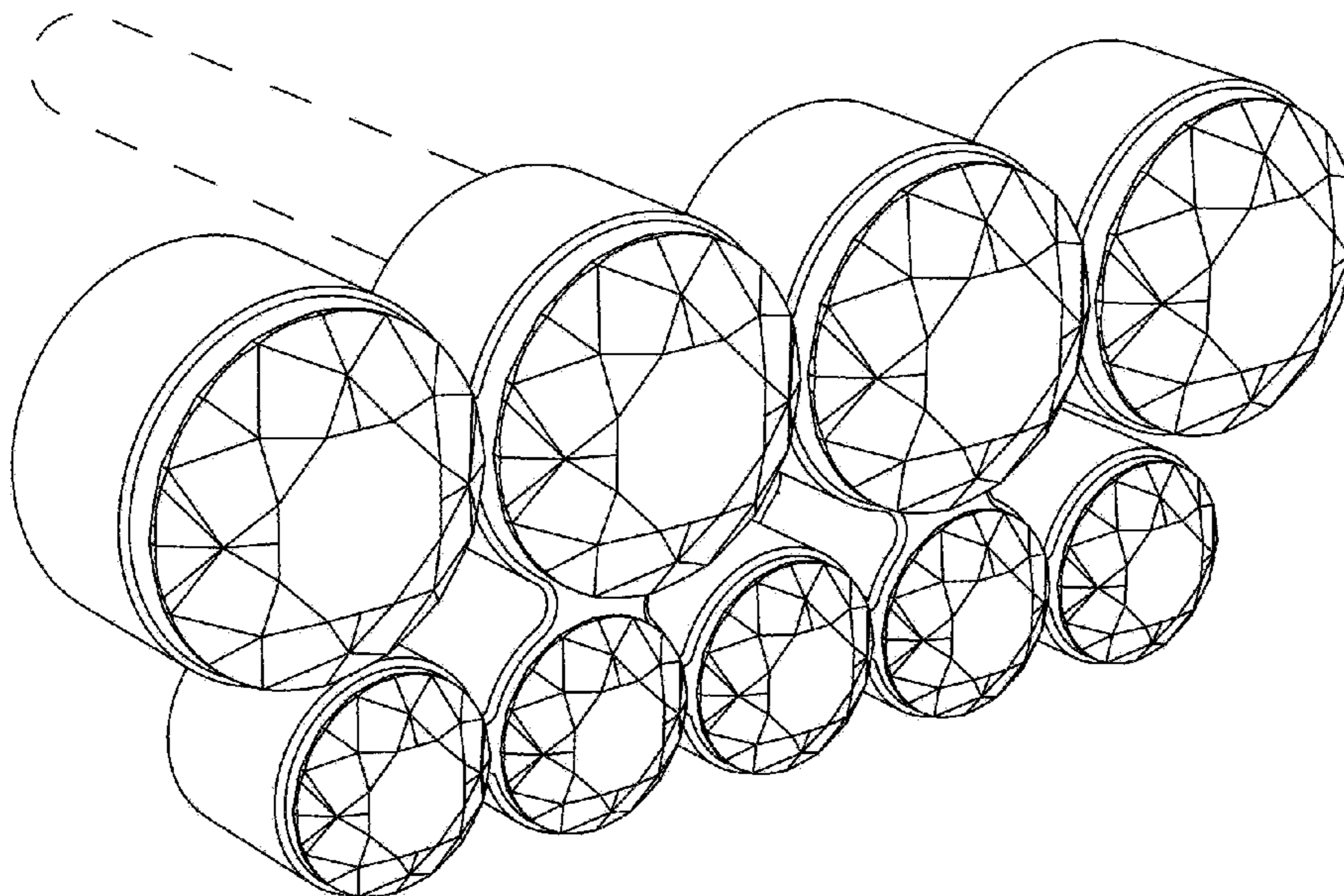
(57) **CLAIM**

The ornamental design for an earring, as shown and described.

DESCRIPTION

FIG. 1 is a front side view of an earring showing my new design;
FIG. 2 is a back side view thereof;
FIG. 3 is a top side view thereof;
FIG. 4 is a bottom side view thereof;
FIG. 5 is a right side view thereof;
FIG. 6 is a left side view thereof; and,
FIG. 7 is a front perspective view thereof.
Broken lines shown in drawings illustrate portions of the earring that form no part of claimed design.

1 Claim, 7 Drawing Sheets



(56)

References Cited

U.S. PATENT DOCUMENTS

D911,210	S	*	2/2021	Comolli	D11/41
D943,453	S	*	2/2022	Williams	D11/79
D952,506	S	*	5/2022	Sivriere	D11/79
2002/0166339	A1		11/2002	Adelman	
2003/0056536	A1		3/2003	Ubhayakar	
2005/0241337	A1		11/2005	Fouzailoff	
2007/0266732	A1		11/2007	Osifeld	
2009/0071193	A1		3/2009	Ionescu	
2011/0113826	A1		5/2011	Dholakiya	
2011/0252829	A1		10/2011	Javeri	
2011/0252830	A1		10/2011	Mattar	
2013/0276477	A1		10/2013	Huynh	
2015/0230567	A1		8/2015	Babyak	
2021/0368950	A1	*	12/2021	Tashjian	A44C 7/003

FOREIGN PATENT DOCUMENTS

CN	100518571	C	7/2009		
EP	2801277	A2	11/2014		
EP	3718430	A1	10/2020		
GB	2384685	A	8/2003		
IL	178863	A	3/2011		
JP	2001245713	A	9/2001		

* cited by examiner

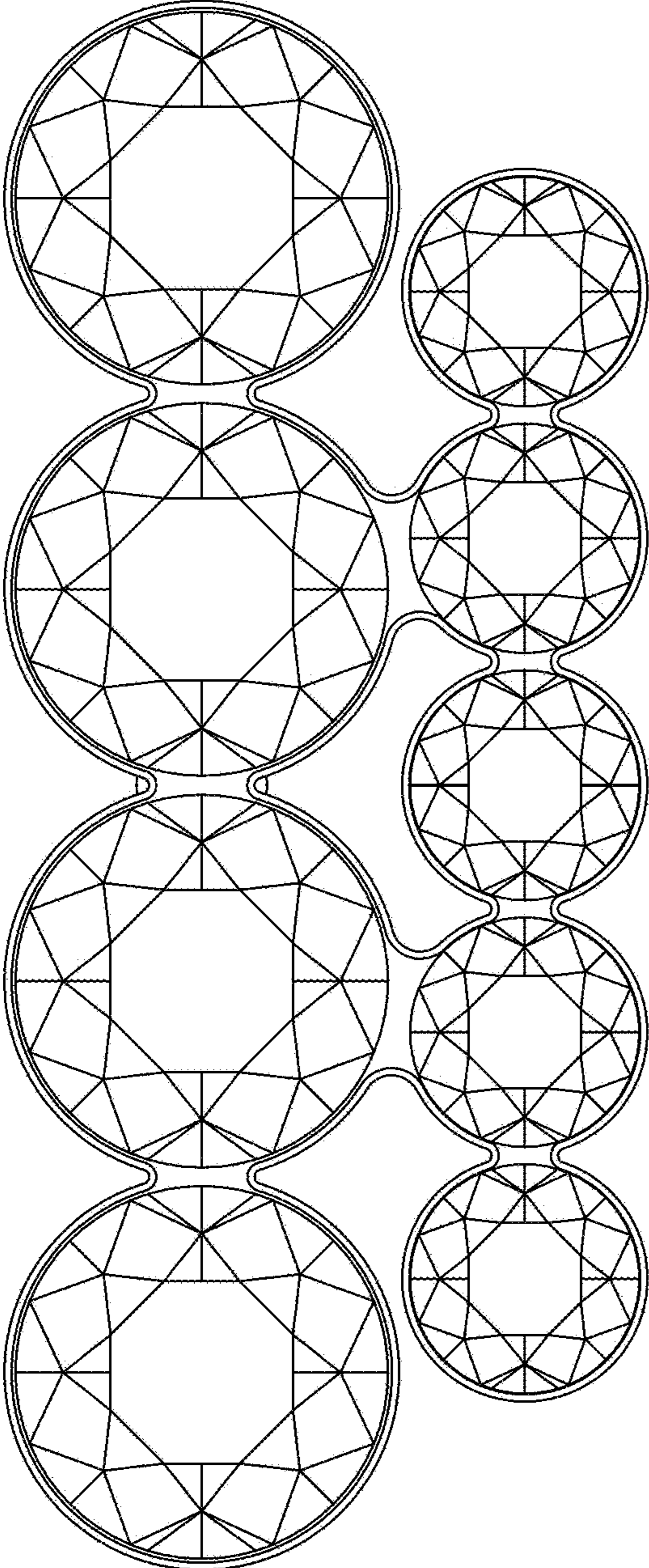


FIG. 1




FIG. 2

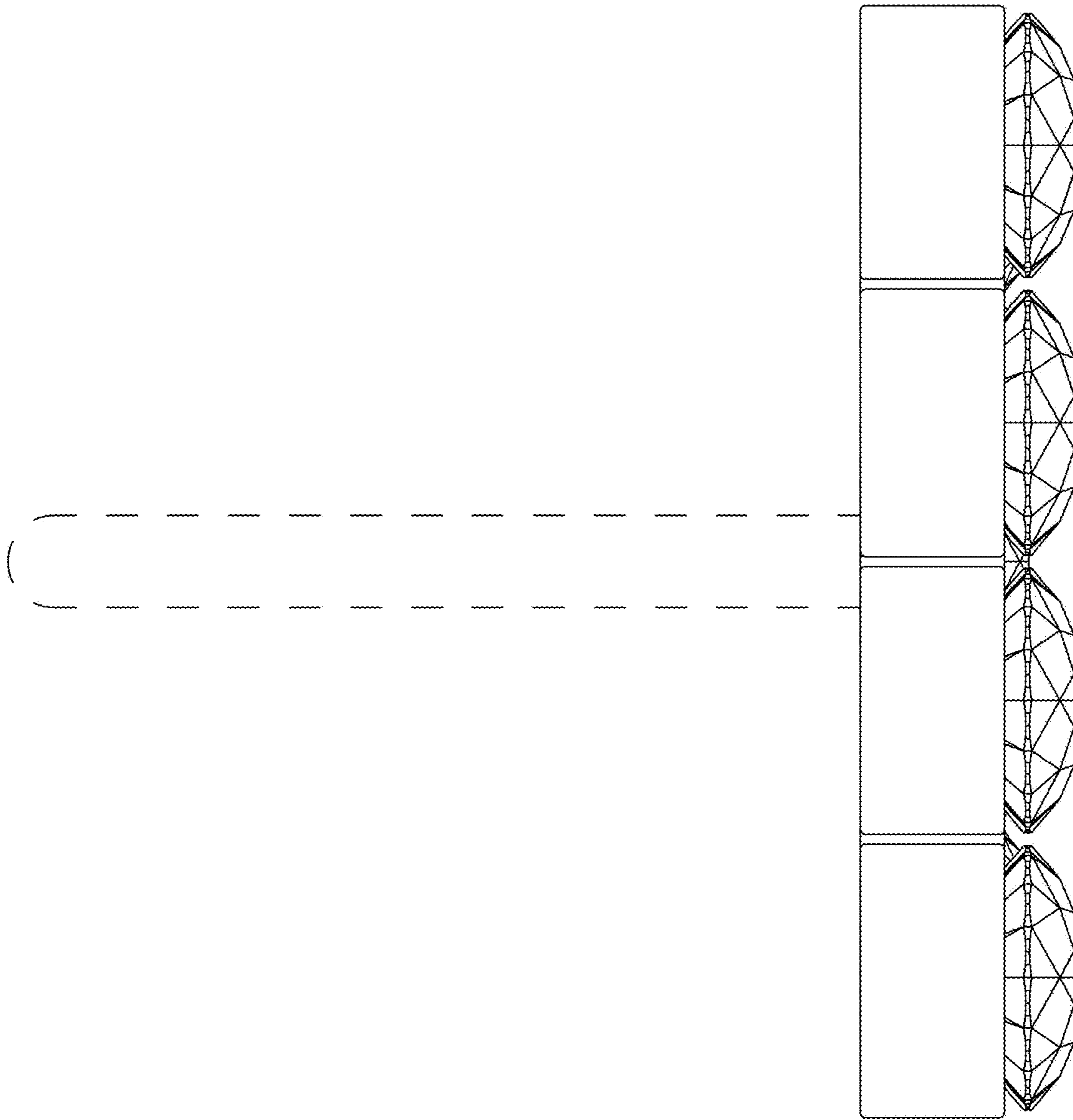


FIG. 3

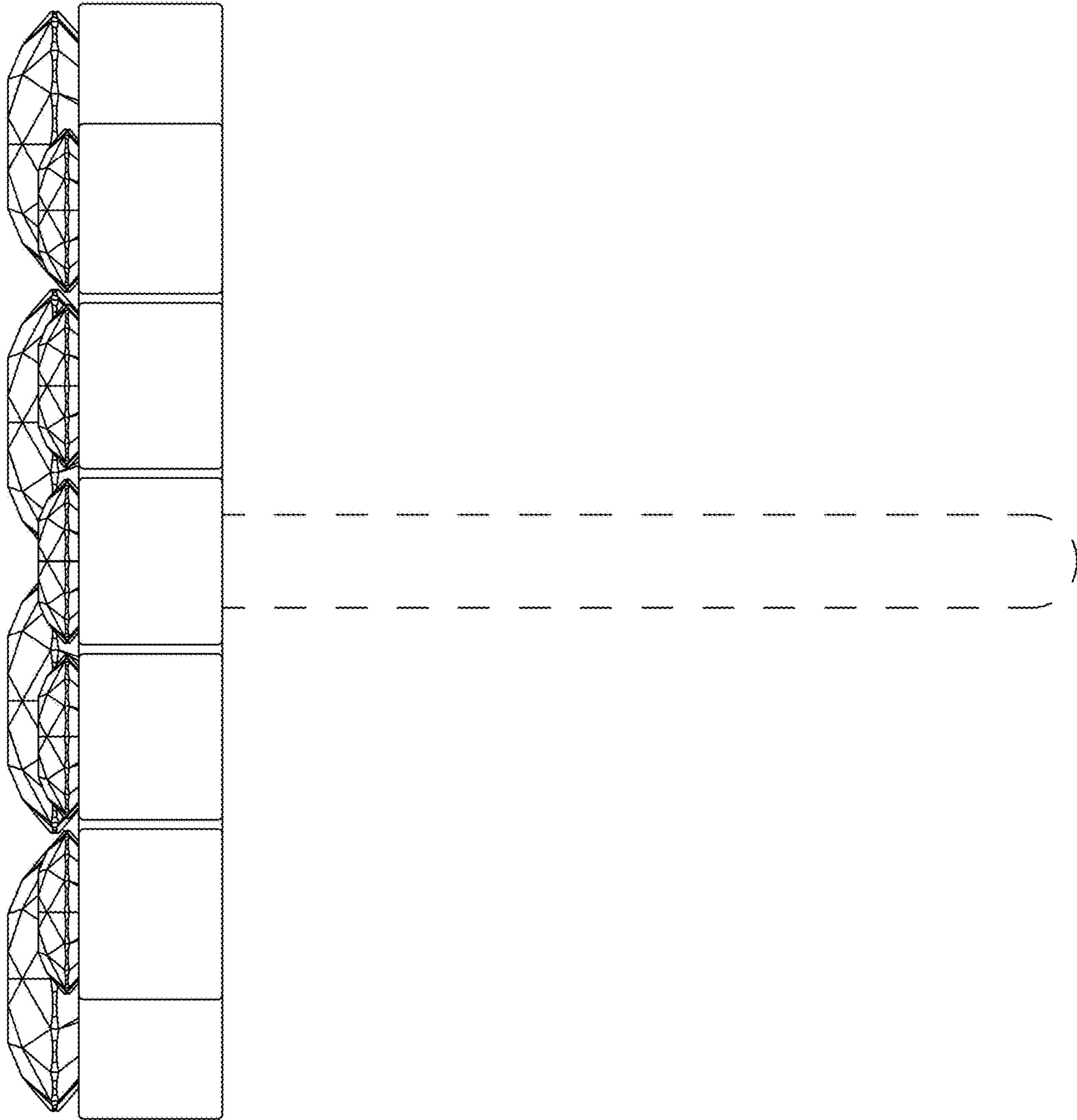


FIG. 4




FIG. 5




FIG. 6




FIG. 7