



US00D968985S

(12) **United States Design Patent** (10) **Patent No.:** **US D968,985 S**  
**Choi** (45) **Date of Patent:** **\*\* Nov. 8, 2022**

(54) **SPRING FOR TAPE MEASURE HOLDER**

(56) **References Cited**

(71) Applicant: **Jun Young Choi**, Seoul (KR)

U.S. PATENT DOCUMENTS

(72) Inventor: **Jun Young Choi**, Seoul (KR)

D243,581 S *	3/1977	Goss, Jr. ....	D8/395
D357,227 S *	4/1995	Smithers ....	D13/179
D382,464 S *	8/1997	McCoy ....	D8/373
D648,280 S *	11/2011	Zhang ....	D13/149
D676,234 S *	2/2013	Moreau ....	D3/228
D711,753 S *	8/2014	Moreau ....	D10/74
D741,207 S *	10/2015	Jones ....	D10/74
D880,322 S *	4/2020	Goodman ....	D10/74

(\*\*) Term: **15 Years**

(21) Appl. No.: **35/512,240**

(22) Filed: **Jan. 20, 2021**

\* cited by examiner

(80) **Hague Agreement Data**

*Primary Examiner* — George D. Kirschbaum

Int. Filing Date: **Jan. 20, 2021**

Int. Reg. No.: **DM/214715**

Int. Reg. Date: **Jan. 20, 2021**

Int. Reg. Pub. Date: **Jul. 23, 2021**

(57) **CLAIM**

The ornamental design for a spring for tape measure holder, as shown and described.

(30) **Foreign Application Priority Data**

**DESCRIPTION**

Jul. 31, 2020 (KR) ..... 30-2020-0035667

1. Spring for tape measure holder

(51) **LOC (13) Cl.** ..... **10-04**

1.1 : Perspective

(52) **U.S. Cl.** ..... **D10/74**

1.2 : Front

1.3 : Back

1.4 : Top

1.5 : Bottom

1.6 : Left

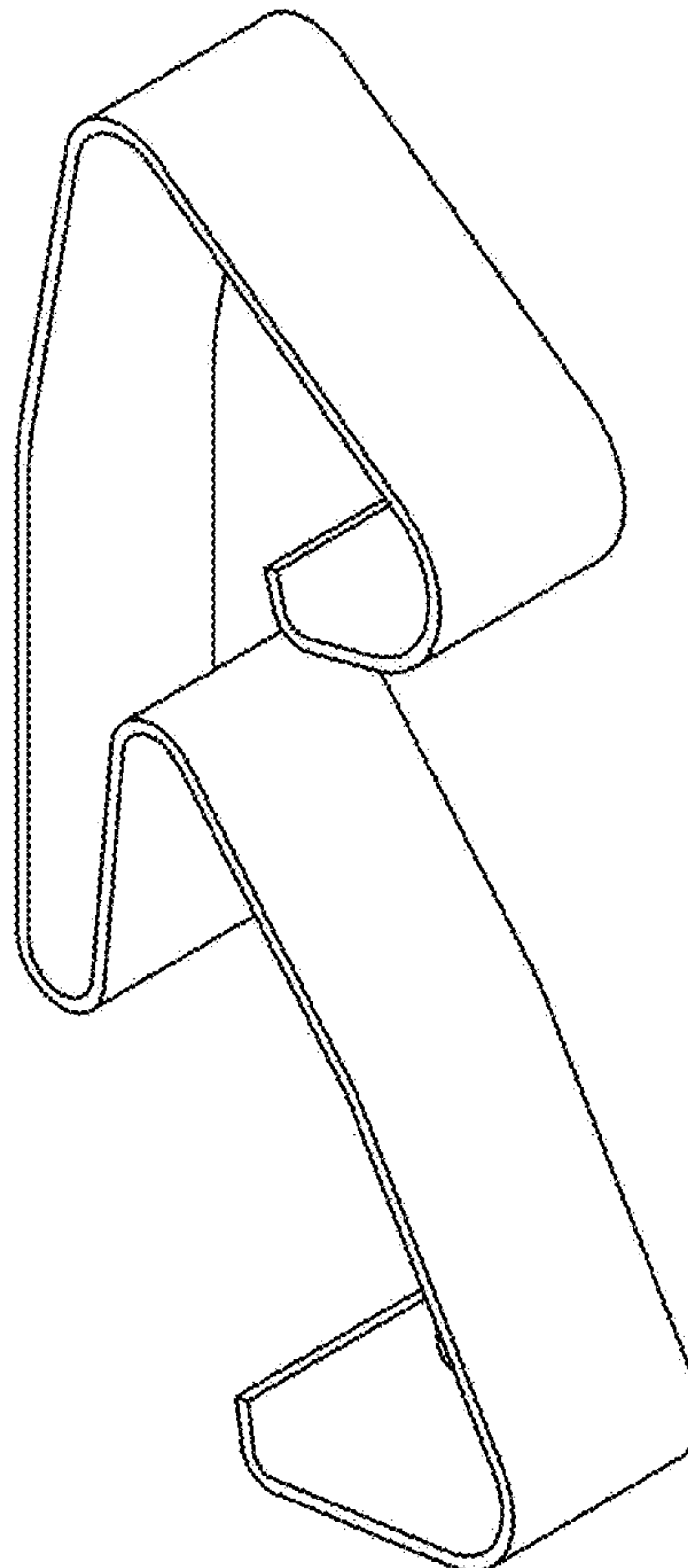
1.7 : Right

(58) **Field of Classification Search**

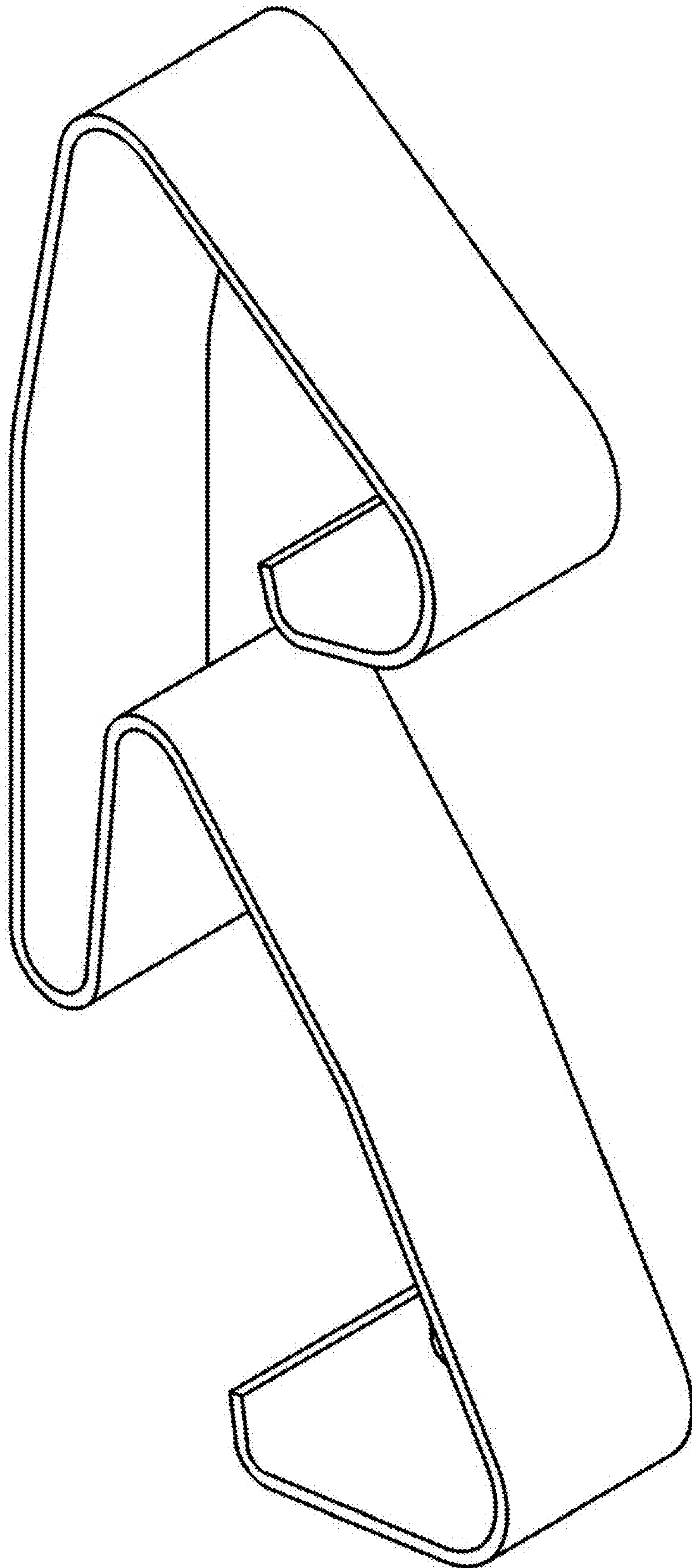
USPC ..... D10/70, 71, 74

See application file for complete search history.

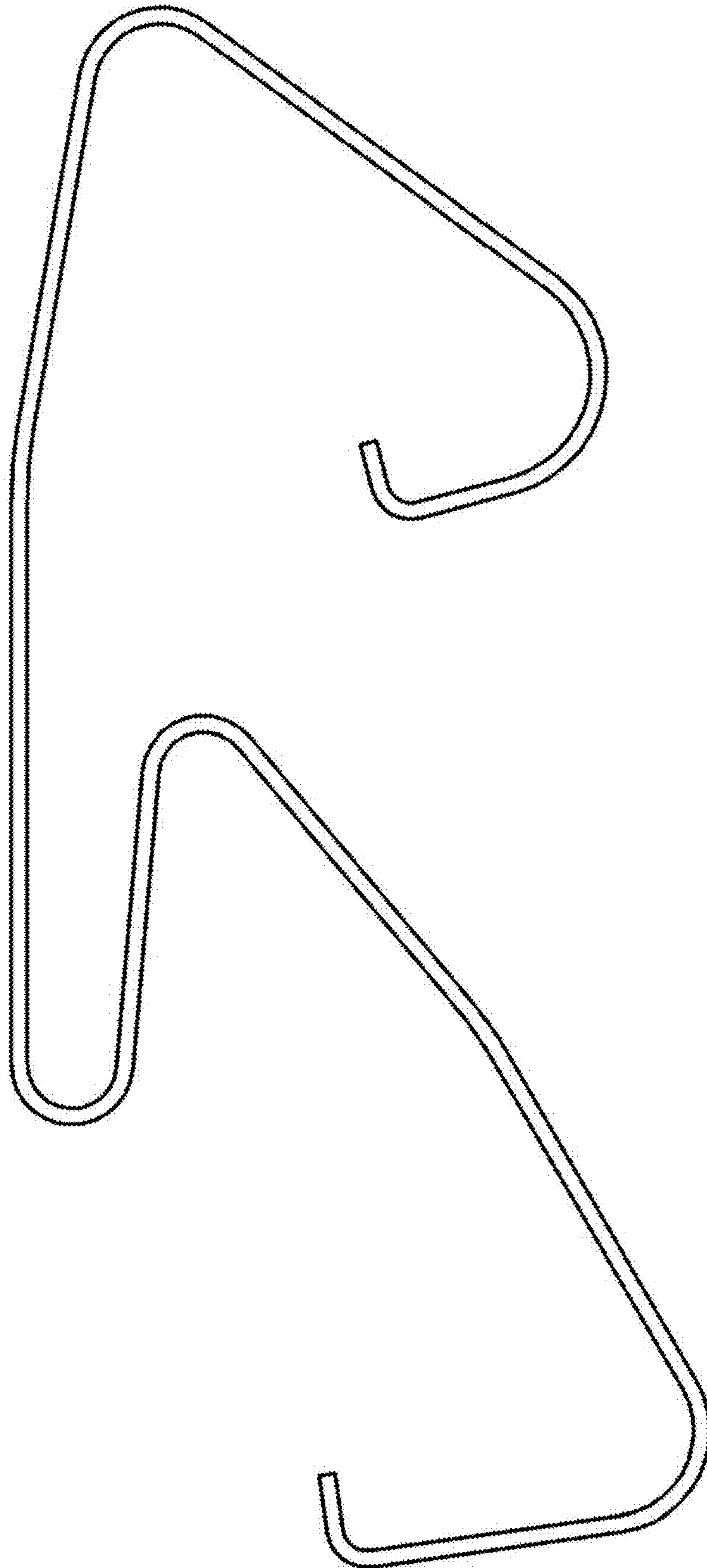
**1 Claim, 7 Drawing Sheets**



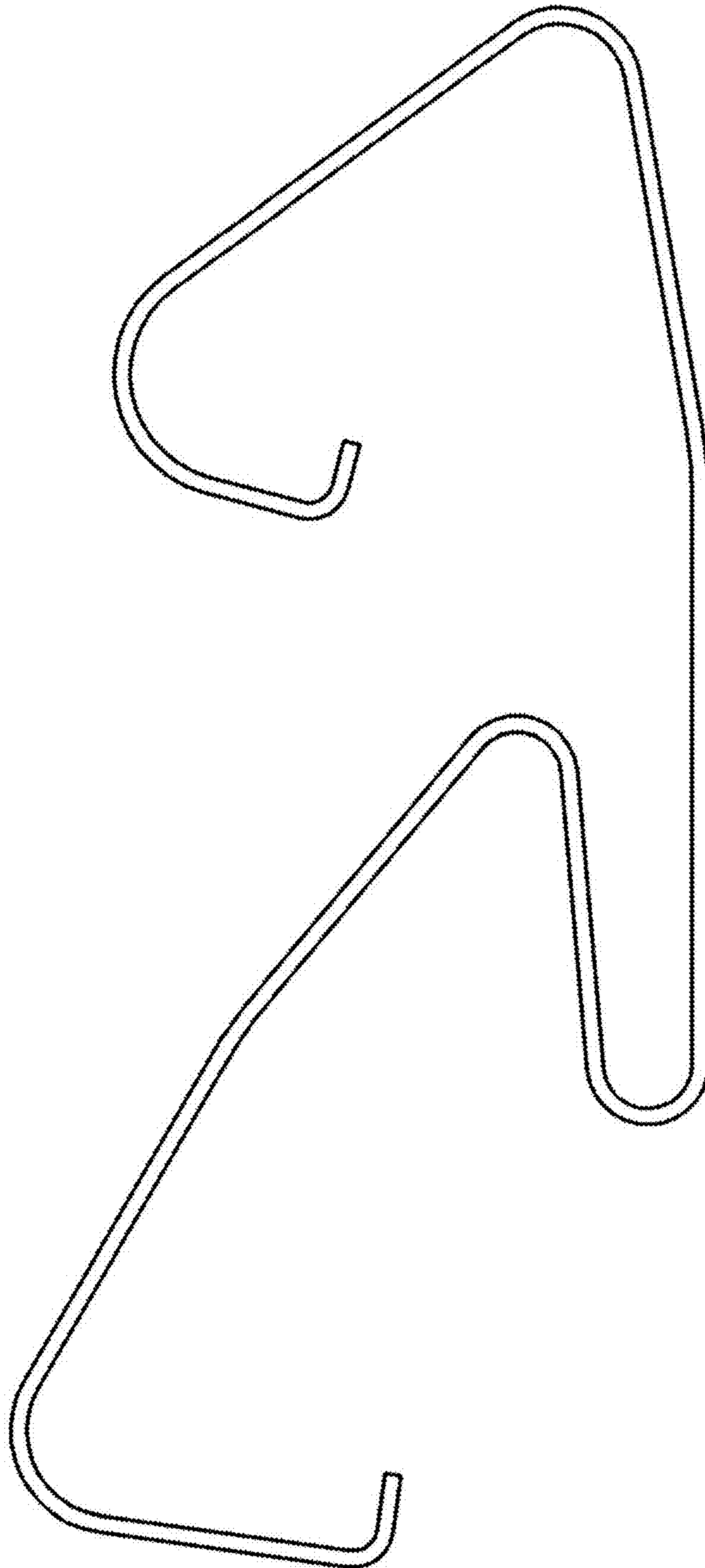
1.1



1.2



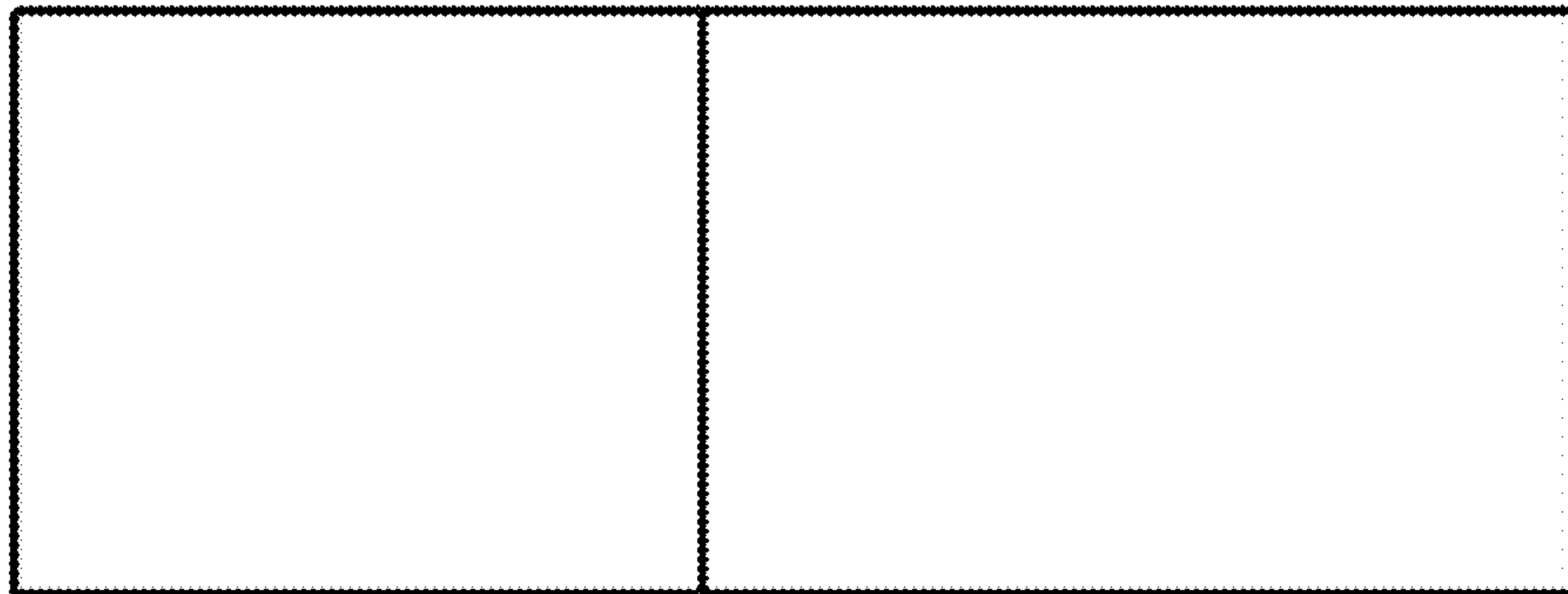
1.3




1.4



1.5



1.6



1.7

