



US00D968978S

(12) **United States Design Patent**
Bruneel

(10) **Patent No.:** **US D968,978 S**

(45) **Date of Patent:** **** Nov. 8, 2022**

(54) **CUSTOM STYLED THERMOMETER**

(71) Applicant: **Kokido Development Limited,**
Kowloon (HK)

(72) Inventor: **Jean Julien Bruneel,** Kowloon (HK)

(73) Assignee: **Kokido Development Limited,**
Kowloon (HK)

(**) Term: **15 Years**

(21) Appl. No.: **29/774,780**

(22) Filed: **Mar. 19, 2021**

(51) **LOC (13) Cl.** **10-04**

(52) **U.S. Cl.**
USPC **D10/60**

(58) **Field of Classification Search**
USPC D10/54, 57, 58, 60; D6/316; D9/607;
D14/203.2; D21/596, 623, 625, 627, 630,
D21/808; D24/134, 137; D26/98
CPC G01J 5/0011; G01J 5/0025; G01J 5/0265;
G01J 5/04; A61B 5/01; A61B 5/6817;
G01K 13/20; A63H 13/02; A63H 1/00;
A63H 3/00
See application file for complete search history.

(56) **References Cited**

U.S. PATENT DOCUMENTS

D312,975 S	*	12/1990	Scheurer	D10/57
D398,249 S	*	9/1998	Hsieh	D10/57
D449,239 S	*	10/2001	Kern	D10/57
D564,373 S	*	3/2008	Yu	D10/57
D564,916 S	*	3/2008	Yu	D10/57
D564,917 S	*	3/2008	Yu	D10/57
D564,918 S	*	3/2008	Yu	D10/57
D564,919 S	*	3/2008	Yu	D10/57
D567,682 S	*	4/2008	Yu	D10/57
D652,749 S	*	1/2012	Vidal	D10/57

D656,847 S	*	4/2012	Ho	D10/57
D730,203 S	*	5/2015	Dayan	D10/58
D730,756 S	*	6/2015	Dayan	D10/58
D730,757 S	*	6/2015	Dayan	D10/58
D730,758 S	*	6/2015	Dayan	D10/58
D875,572 S	*	2/2020	Ferlet	D10/57
D876,250 S	*	2/2020	Ferlet	D10/57
D894,296 S	*	8/2020	Bruneel	D21/627
D895,028 S	*	9/2020	Bruneel	D21/627
D895,029 S	*	9/2020	Bruneel	D21/627

* cited by examiner

Primary Examiner — George D. Kirschbaum

Assistant Examiner — Lillian Windham

(74) *Attorney, Agent, or Firm* — George G. Wang; Bei & Ocean

(57) **CLAIM**

The ornamental design for a custom styled thermometer, as shown and described.

DESCRIPTION

FIG. 1 is a front view of the custom styled thermometer of the present design;
 FIG. 2 is a back view of the custom styled thermometer of the present design;
 FIG. 3 is a left view of the custom styled thermometer of the present design;
 FIG. 4 is a right side view of the custom styled thermometer of the present, design;
 FIG. 5 is a top view of the custom styled thermometer of the present design;
 FIG. 6 is a bottom view of the custom styled thermometer of the present design; and,
 FIG. 7 is perspective view of the custom styled thermometer of the present design.
 The dashed lines included depict the environment and are not part of the claimed design.

1 Claim, 7 Drawing Sheets





FIG. 1



FIG. 2




FIG. 3

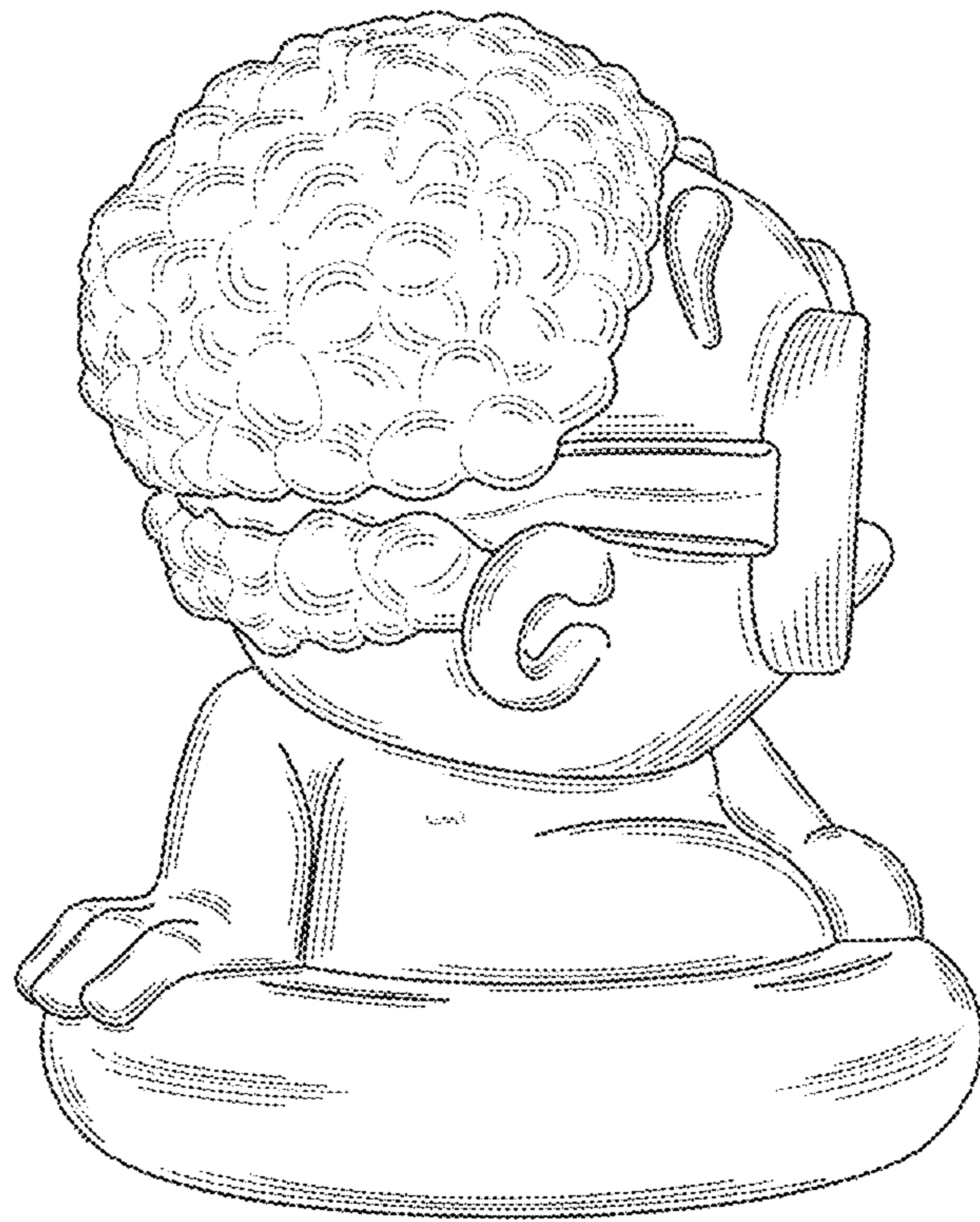


FIG. 4




FIG. 5

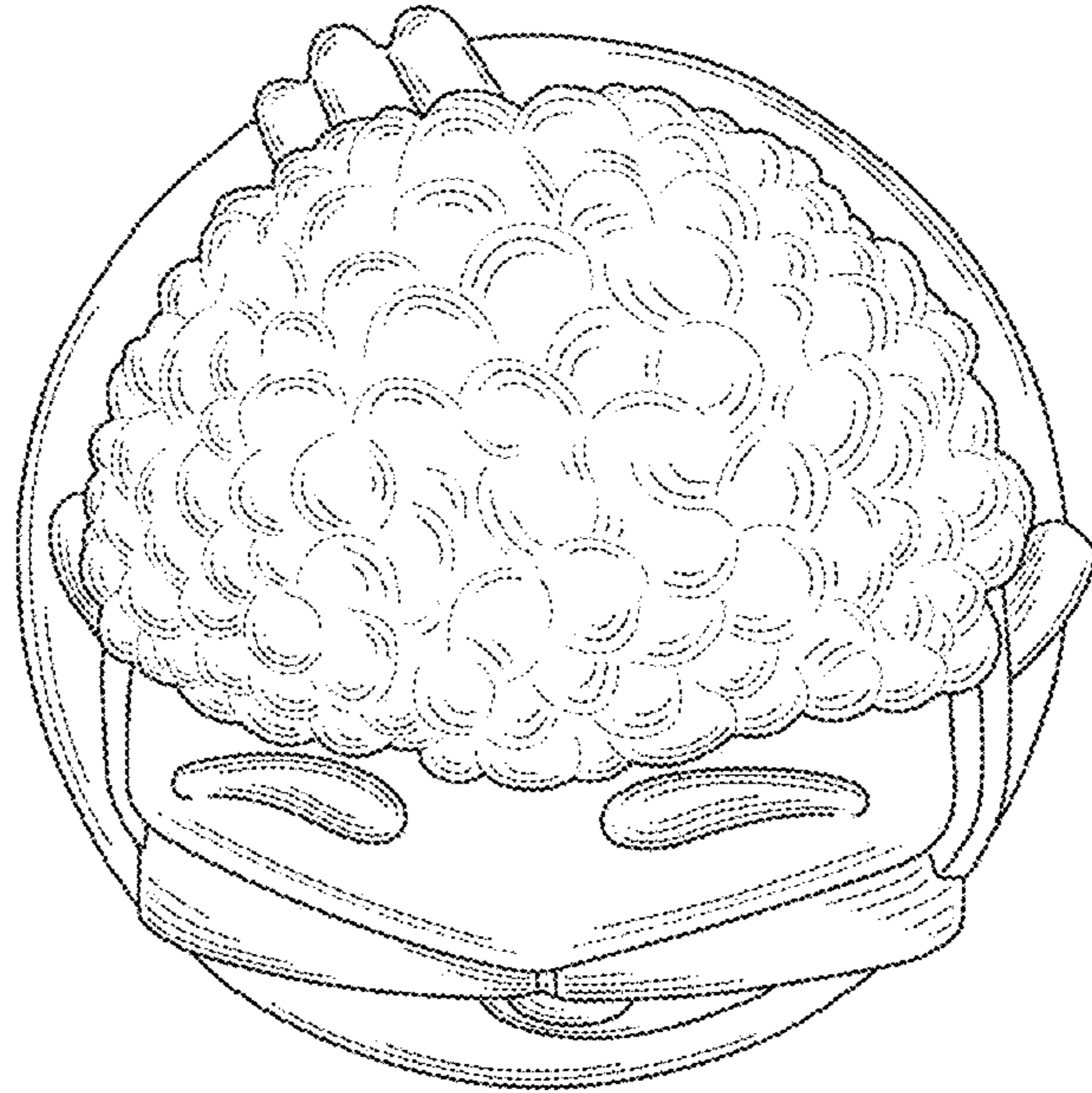


FIG. 6

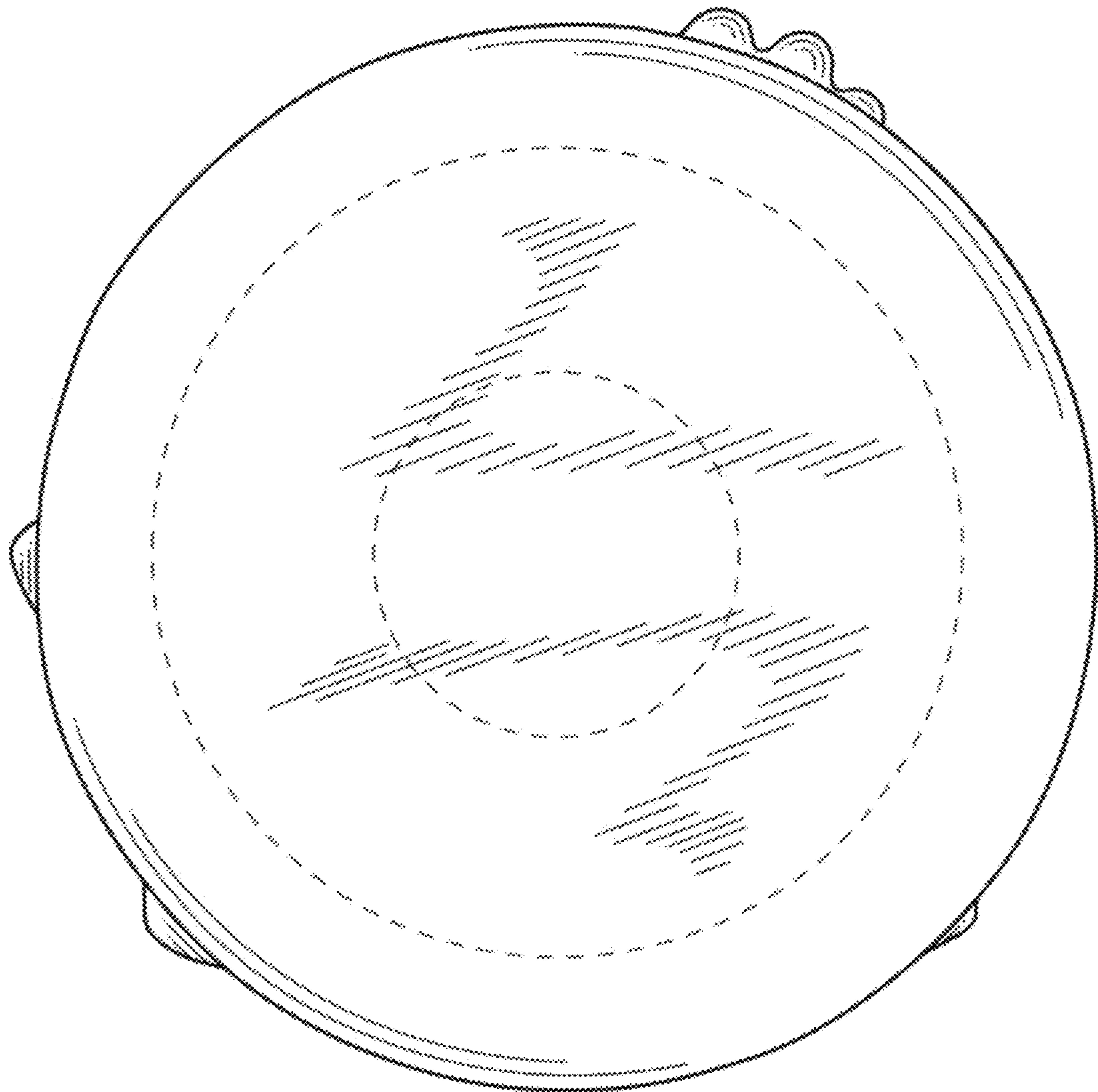


FIG. 7

