



US00D968970S

(12) **United States Design Patent**
Oh et al.

(10) **Patent No.: US D968,970 S**
(45) **Date of Patent: ** Nov. 8, 2022**

- (54) **SENSOR BALL FOR DRYER**
- (71) Applicant: **Samsung Electronics Co., Ltd.**,
Suwon-si (KR)
- (72) Inventors: **Sujin Oh**, Suwon-si (KR); **Sungkyung Lee**, Suwon-si (KR); **Dongwon Chun**, Suwon-si (KR); **Junghoon Hwang**, Suwon-si (KR)
- (73) Assignee: **Samsung Electronics Co., Ltd.**,
Suwon-si (KR)
- (**) Term: **15 Years**
- (21) Appl. No.: **29/762,538**
- (22) Filed: **Dec. 17, 2020**
- (30) **Foreign Application Priority Data**

Sep. 2, 2020 (KR) 30-2020-0041433

- (51) **LOC (13) Cl.** **10-04**
- (52) **U.S. Cl.**
USPC **D10/46; D10/81; D32/25**
- (58) **Field of Classification Search**
USPC D10/46, 81; D32/3, 25
CPC C02F 9/005; C02F 2201/002; C02F 2201/006; C02F 2101/007; C02F 2201/32; C02F 2201/46; C02F 2201/48; C02F 2201/78
See application file for complete search history.

(56) **References Cited**
U.S. PATENT DOCUMENTS

D431,481 S * 10/2000 Bruhn B01F 33/503
D10/81
D569,054 S 5/2008 Kaneko

D665,958 S * 8/2012 Johnson D32/25
D756,819 S * 5/2016 Dabrowski D21/385
D773,327 S * 12/2016 Furuya D10/96
D909,216 S * 2/2021 Vuletic D10/70
2013/0092634 A1 * 4/2013 King B01F 33/503
210/749
2022/0051422 A1 * 2/2022 Parian G06T 3/0068

FOREIGN PATENT DOCUMENTS

CN 2015303811687 12/2015
CN 2017305761906 8/2018
EM 000864780-0001 6/2008
EM 000941364-0001 7/2008
JP 2019042502 A * 3/2019

* cited by examiner

Primary Examiner — Antoine Duval Davis
(74) *Attorney, Agent, or Firm* — NSIP Law

(57) **CLAIM**

We claim the ornamental design for a sensor ball for dryer, as shown and described.

DESCRIPTION

FIG. 1 is a front perspective view of a sensor ball for dryer showing our new design;
FIG. 2 is a front view thereof;
FIG. 3 is a rear view thereof;
FIG. 4 is a left-side view thereof;
FIG. 5 is a right-side view thereof;
FIG. 6 is a top view thereof;
FIG. 7 is a bottom view thereof; and,
FIG. 8 is another front perspective view thereof.

1 Claim, 8 Drawing Sheets





FIG. 1




FIG. 2




FIG. 3




FIG. 4




FIG. 5




FIG. 6




FIG. 7



FIG. 8

