



US00D968933S

(12) **United States Design Patent** (10) **Patent No.:** **US D968,933 S**
El ayari (45) **Date of Patent:** **** Nov. 8, 2022**

(54) **WALL BRACKET**
(71) Applicant: **Abdelmadjid El ayari**, Lyons (FR)
(72) Inventor: **Abdelmadjid El ayari**, Lyons (FR)
(**) Term: **15 Years**

D866,293 S * 11/2019 Gibb D8/499
D866,301 S * 11/2019 Gasparino A47B 57/56
D8/354
D881,896 S * 4/2020 Burns D14/447
D881,991 S * 4/2020 Sabate D20/22
D909,179 S * 2/2021 Kovacs D8/349
D937,072 S * 11/2021 Pavlov D8/354
D938,261 S * 12/2021 Thaler D8/354

(21) Appl. No.: **35/512,109**

FOREIGN PATENT DOCUMENTS

(22) Filed: **Jun. 17, 2021**

WO WO D214884-001 * 7/2021

(80) **Hague Agreement Data**

* cited by examiner

Int. Filing Date: **Jun. 17, 2021**
Int. Reg. No.: **DM/214884**
Int. Reg. Date: **Jun. 17, 2021**
Int. Reg. Pub. Date: **Jul. 2, 2021**

Primary Examiner — Deanna L Pratt

(51) **LOC (13) Cl.** **08-08**

(57) **CLAIM**

(52) **U.S. Cl.**

The ornamental design for a wall bracket, as shown and described.

USPC **D8/354**

DESCRIPTION

(58) **Field of Classification Search**

USPC D8/349, 354, 380, 381; D14/253;
D6/300
CPC A47G 1/1606
See application file for complete search history.

The patent or application file contains at least one drawing executed in color. Copies of this patent or patent application publication with color drawing(s) will be provided by the Office upon request and payment of the necessary fee.

(56) **References Cited**


U.S. PATENT DOCUMENTS

D298,011 S * 10/1988 Jans D8/349
5,850,954 A * 12/1998 Dong-Joo H04M 1/04
24/3.12
D429,625 S * 8/2000 Sikkila D8/354
D492,187 S * 6/2004 Mottini D8/354
D753,982 S * 4/2016 Guirlinger D8/349
D756,199 S * 5/2016 Carrubba D8/354
D761,236 S * 7/2016 Wengreen D14/238.1
D767,973 S * 10/2016 DeDios-Shirley D8/349
D774,873 S * 12/2016 Aller D8/349
D776,514 S * 1/2017 Schroeder D8/354
D777,013 S * 1/2017 Heggland D8/349
D782,210 S * 3/2017 Jang D8/349
D783,385 S * 4/2017 Zhu D8/394
10,400,949 B1 * 9/2019 Kozak F16M 13/02


- 1. Wall bracket
- 1.1 : Perspective
- 1.2 : Perspective
- 1.3 : Perspective
- 1.4 : Top
- 1.5 : Back
- 1.6 : Front
- 1.7 : Bottom
- 1.8 : Perspective

Wall bracket, male and female parts interlocked; female part: the block is fixed on the wall support by means of screws, glue or an adhesive support, in which the male part will slide; the male part: the block is fixed on the support with screws, glue or an adhesive support and will slide in the fixed female part.


1 Claim, 8 Drawing Sheets
(8 of 8 Drawing Sheet(s) Filed in Color)




1.1




1.2




1.3




1.4




1.5



1.6



1.7



1.8

