

US00D968929S

(12) **United States Design Patent**
Moore

(10) **Patent No.:** **US D968,929 S**
(45) **Date of Patent:** **** Nov. 8, 2022**

(54) **KNOB COVER**

(71) Applicant: **Anthony Moore**, Mannford, OK (US)

(72) Inventor: **Anthony Moore**, Mannford, OK (US)

(**) Term: **15 Years**

(21) Appl. No.: **29/770,884**

(22) Filed: **Feb. 17, 2021**

(51) **LOC (13) Cl.** **08-06**

(52) **U.S. Cl.**
USPC **D8/322**

(58) **Field of Classification Search**
USPC D8/315–316, 319–322
CPC E05B 1/0053; E05B 1/0061; E05B 13/001;
Y10T 16/44; Y10T 74/20876; Y10S
292/02

See application file for complete search history.

(56) **References Cited**

U.S. PATENT DOCUMENTS

- 2,449,575 A * 9/1948 Wilhelm B62D 1/043
16/DIG. 30
- 2,610,877 A * 9/1952 Weaver E05B 13/001
16/DIG. 30
- 2,699,809 A * 1/1955 Nebe E05B 1/0061
16/DIG. 30
- 2,721,597 A * 10/1955 Pitrella E05B 1/0061
16/DIG. 30
- 3,245,240 A * 4/1966 De Forrest E05B 13/001
70/2
- 3,306,643 A * 2/1967 Reed E05B 13/001
16/DIG. 30
- D211,398 S * 6/1968 Hall D8/310
- 3,739,608 A * 6/1973 Young E05B 13/001
70/428
- 4,007,956 A * 2/1977 Harris E05B 13/001
292/357
- 4,082,351 A * 4/1978 Chrones E05B 13/001
16/DIG. 30

- 4,570,470 A * 2/1986 Gray, Sr. E05B 13/001
70/424
- D283,004 S * 3/1986 Parker D8/322
- 4,631,938 A * 12/1986 Johnson E05B 13/001
70/427
- D297,107 S * 8/1988 Jones D8/322
- 4,798,069 A * 1/1989 DeForrest, Sr. E05B 17/142
70/211
- D317,397 S * 6/1991 Guberman D8/322
- D317,555 S * 6/1991 Guberman D21/656
- 5,423,583 A * 6/1995 Crockom E05B 13/001
70/424

(Continued)

OTHER PUBLICATIONS

“Door Knob Cover”, Aug. 29, 2014, YouTube.com, site visited Jun. 17, 2022: <https://www.youtube.com/watch?v=uCOrfQdrnaY> (Year: 2014).*

(Continued)

Primary Examiner — Jack Reickel

Assistant Examiner — Michael A Kervin

(74) *Attorney, Agent, or Firm* — Head, Johnson, Kachigian & Wilkinson, PC

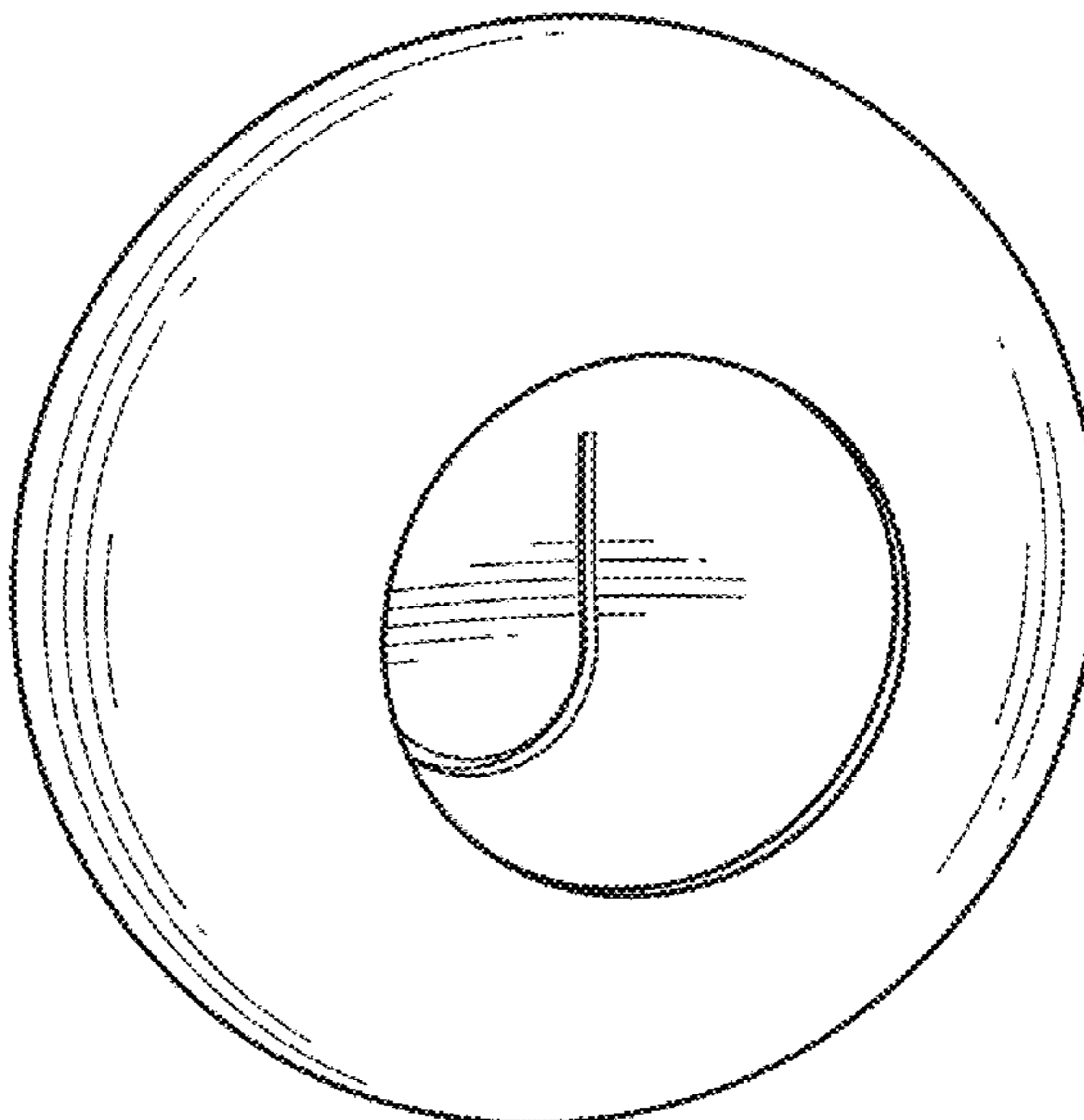
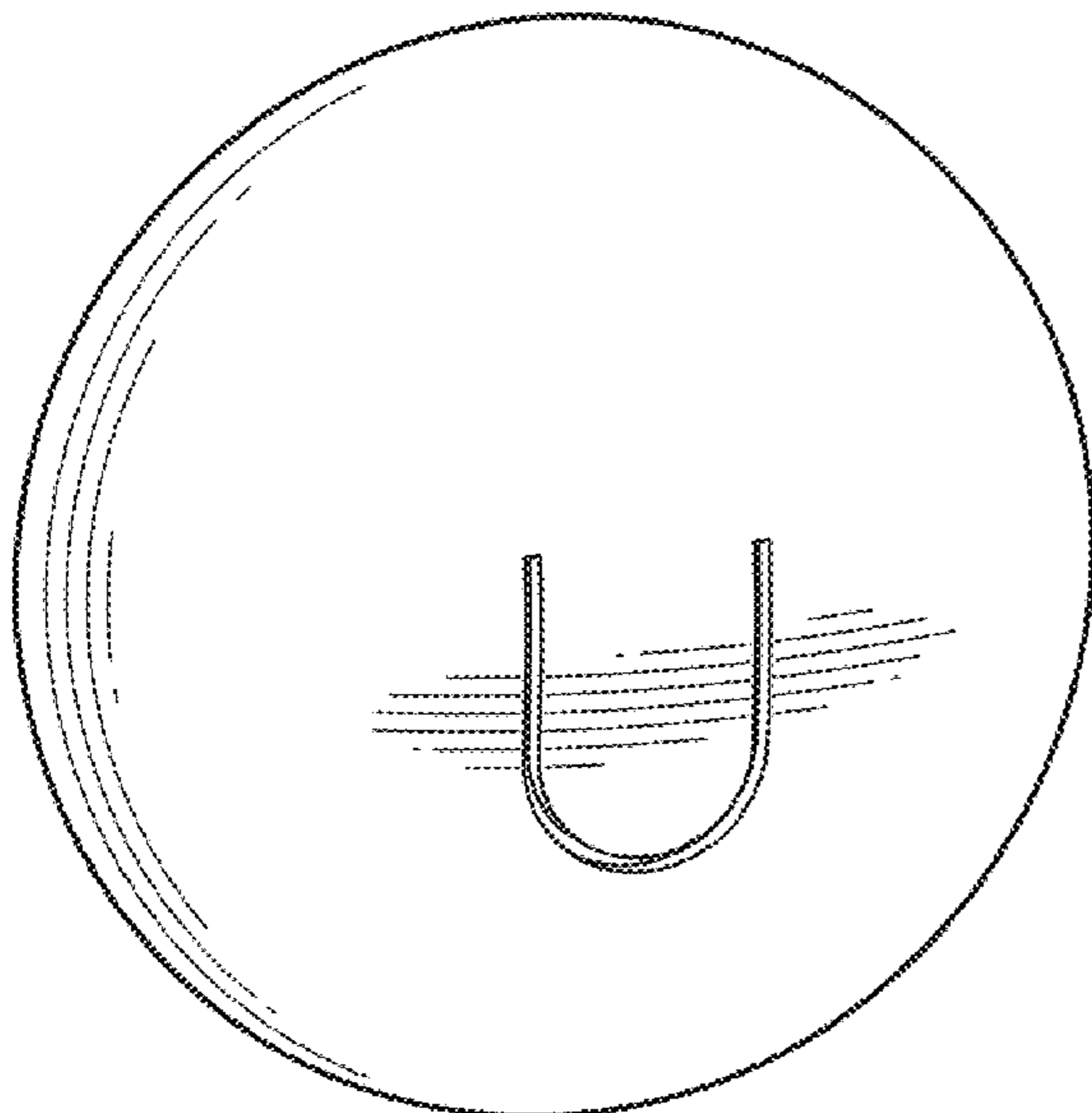
(57) **CLAIM**

The ornamental design for a knob cover, as shown and described.

DESCRIPTION

FIG. 1 is a front perspective view of the knob cover; FIG. 2 is a back perspective view thereof; FIG. 3 is a bottom view thereof; FIG. 4 is a front view thereof; FIG. 5 is a top view thereof; FIG. 6 is a back view thereof; and, FIG. 7 is a side view thereof, with the left and right side views being mirror images.

1 Claim, 1 Drawing Sheet



(56)

References Cited

U.S. PATENT DOCUMENTS

5,701,635 A * 12/1997 Hawkes E05C 17/52
 16/86 A
 5,713,615 A 2/1998 Tsai
 5,840,122 A * 11/1998 Williams E05B 1/0061
 118/505
 D402,875 S * 12/1998 Bethea D8/322
 D427,046 S * 6/2000 Mannix D8/322
 6,546,594 B1 4/2003 Wills
 H2137 H * 1/2006 Newman 16/110.1
 6,997,394 B1 * 2/2006 Washington E05B 1/0069
 239/289
 7,661,734 B2 * 2/2010 Lignell E05B 13/001
 292/288
 8,353,085 B2 * 1/2013 Balzano E05B 1/0069
 16/904
 9,051,757 B2 * 6/2015 Bracey E05B 1/04
 D787,298 S * 5/2017 Marsden D8/322
 10,422,157 B1 * 9/2019 Lindstead E05B 1/0053
 D911,145 S * 2/2021 Jin D8/322
 D917,261 S * 4/2021 Kho D8/322
 D950,356 S * 5/2022 Swartz D8/305
 2004/0148734 A1 * 8/2004 Chiu E05F 5/06
 16/82

OTHER PUBLICATIONS

“EUDMEON Baby Safety Door Knob Covers Installation & Use”,
 Aug. 5, 2019, YouTube.com, site visited Jun. 17, 2022: <https://www.youtube.com/watch?v=ZgRmSld19X4> (Year: 2019).*

* cited by examiner

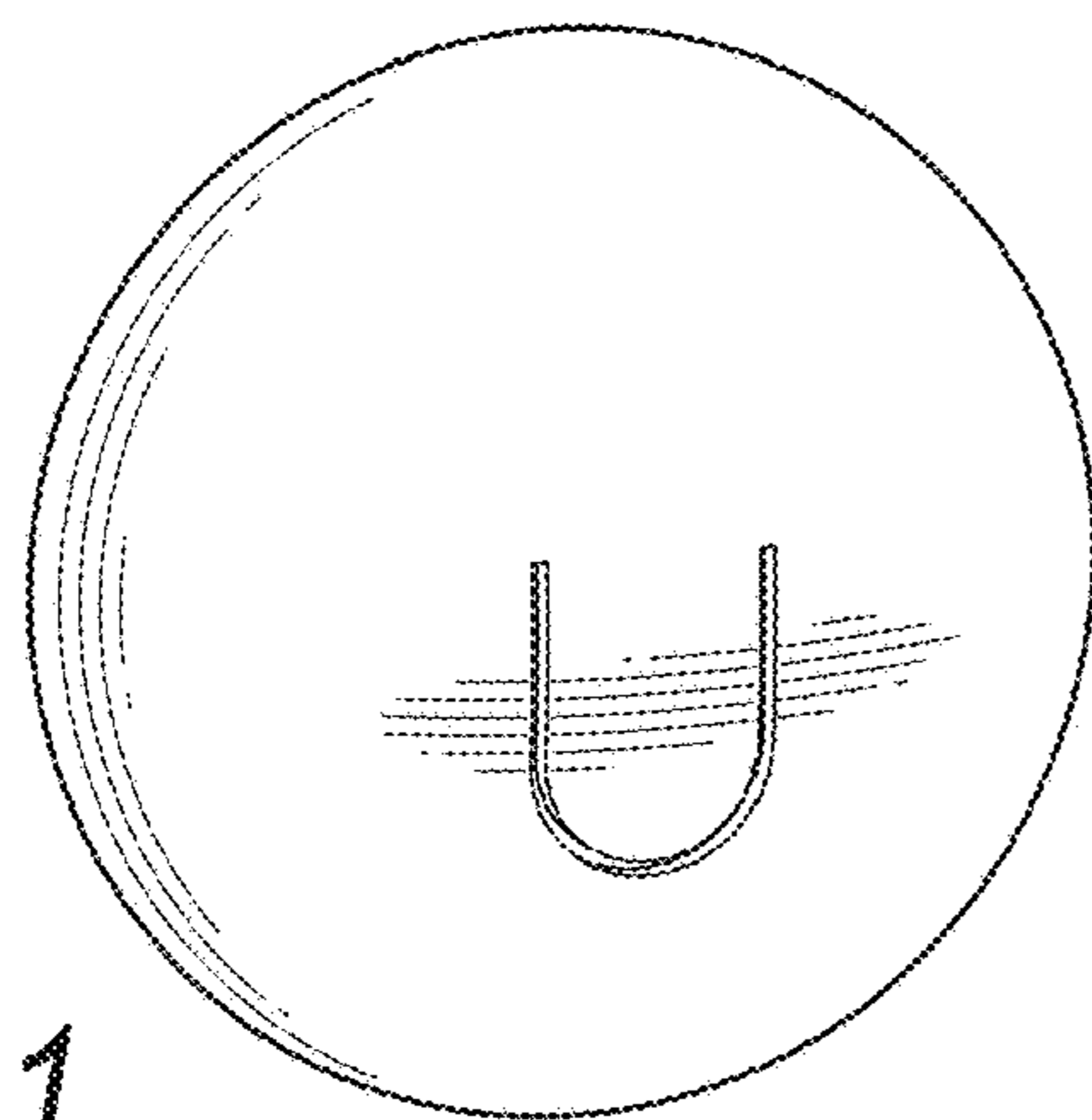


FIG. 1

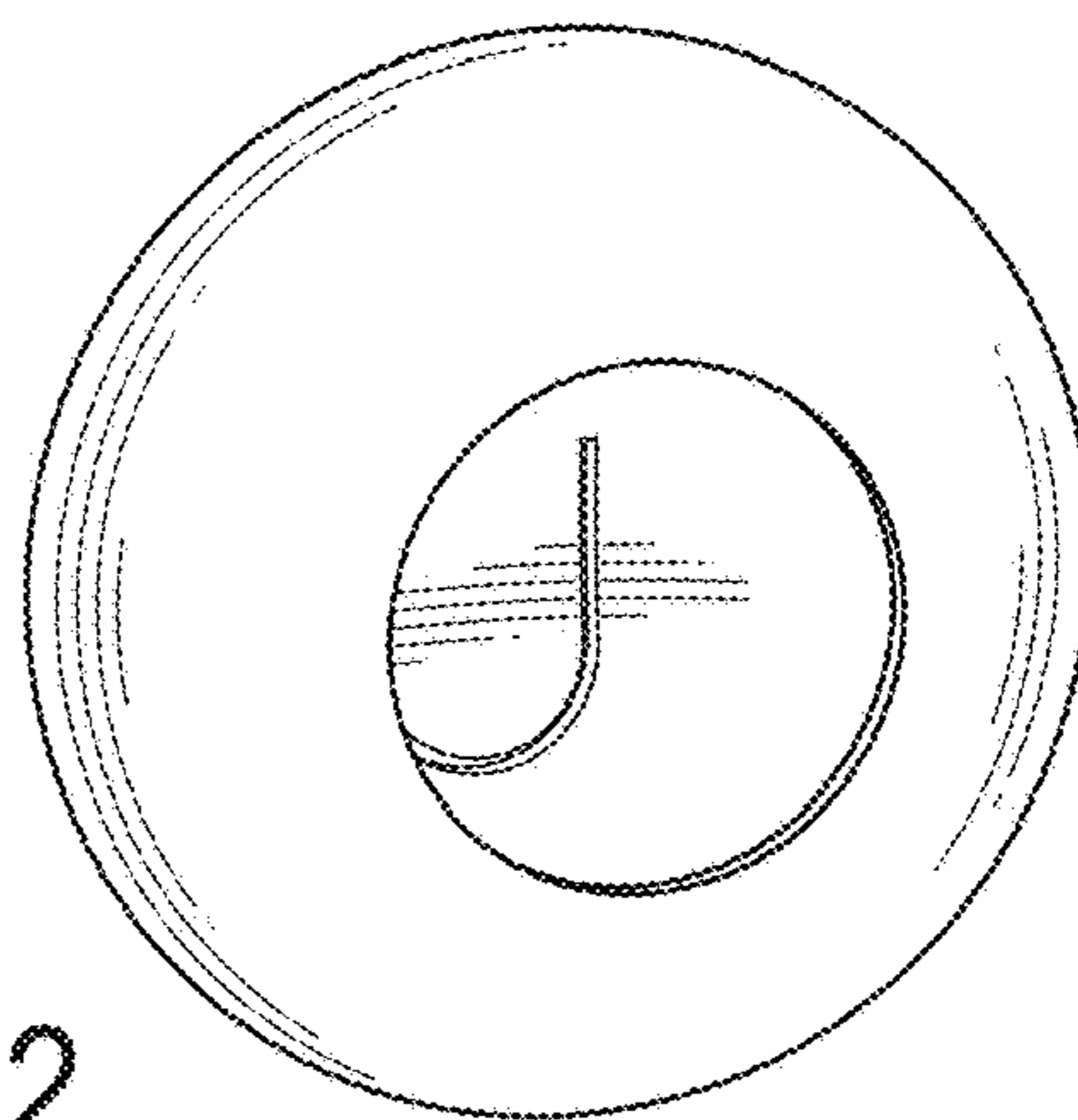


FIG. 2

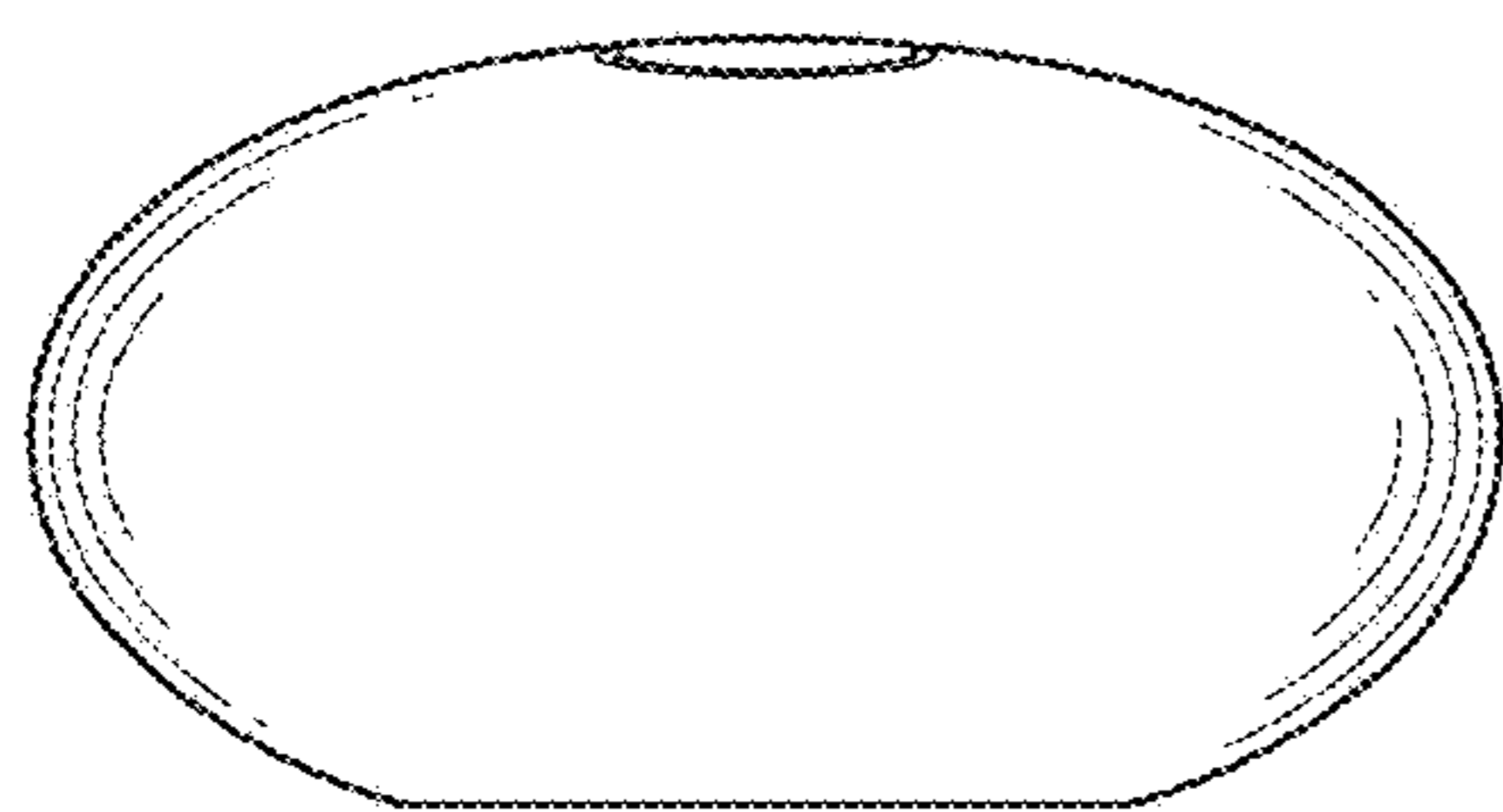


FIG. 3

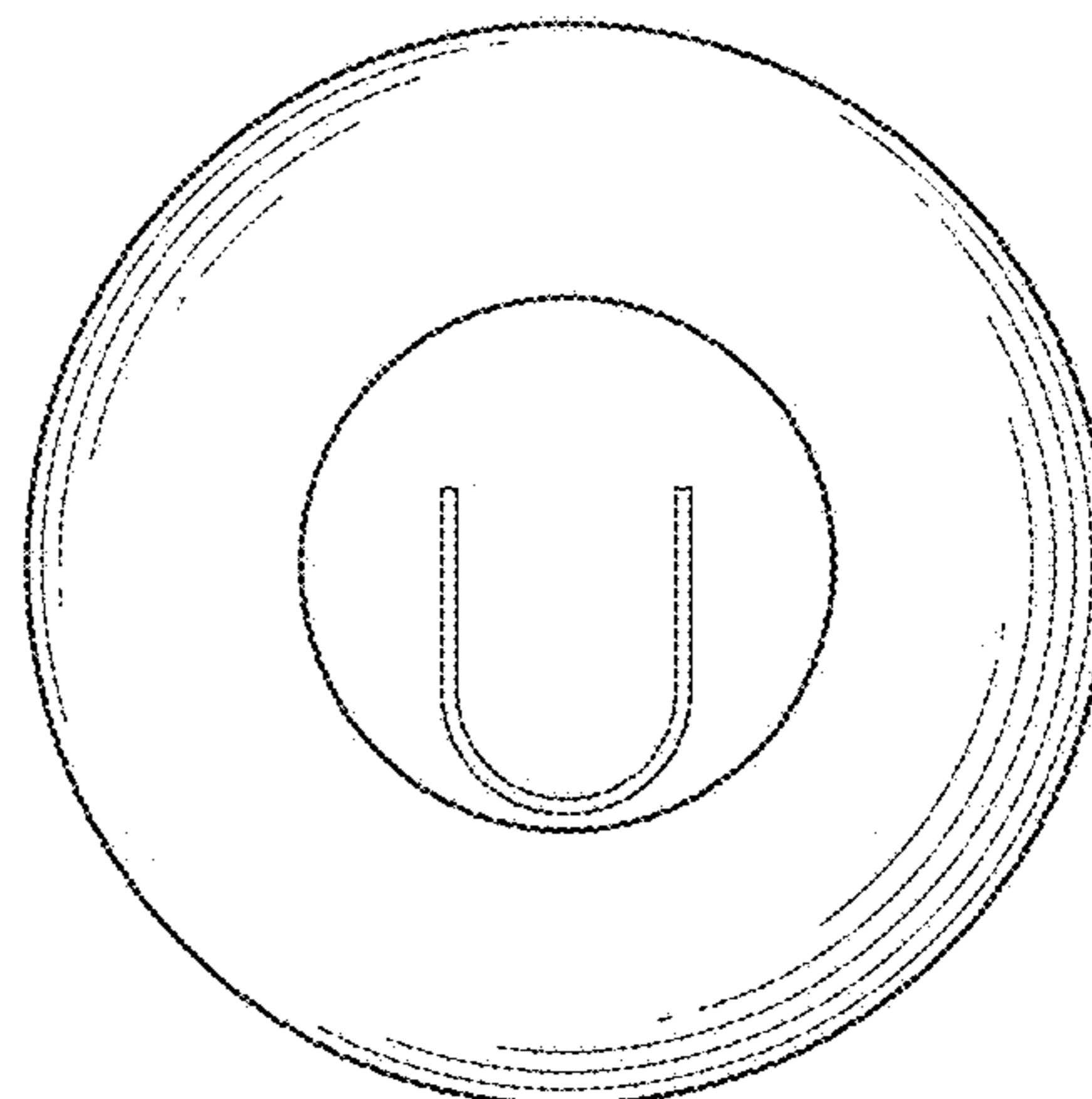


FIG. 6

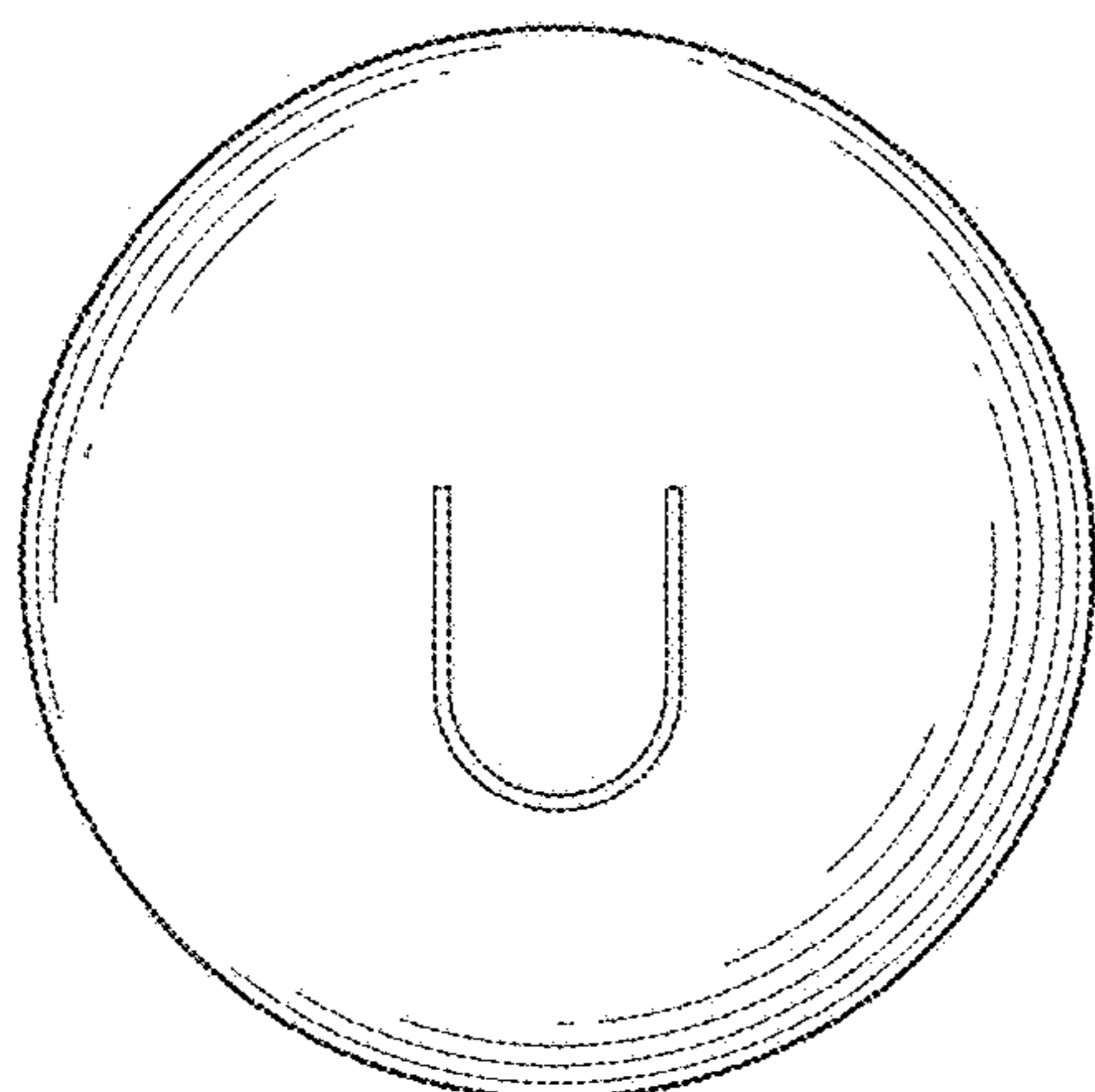


FIG. 4

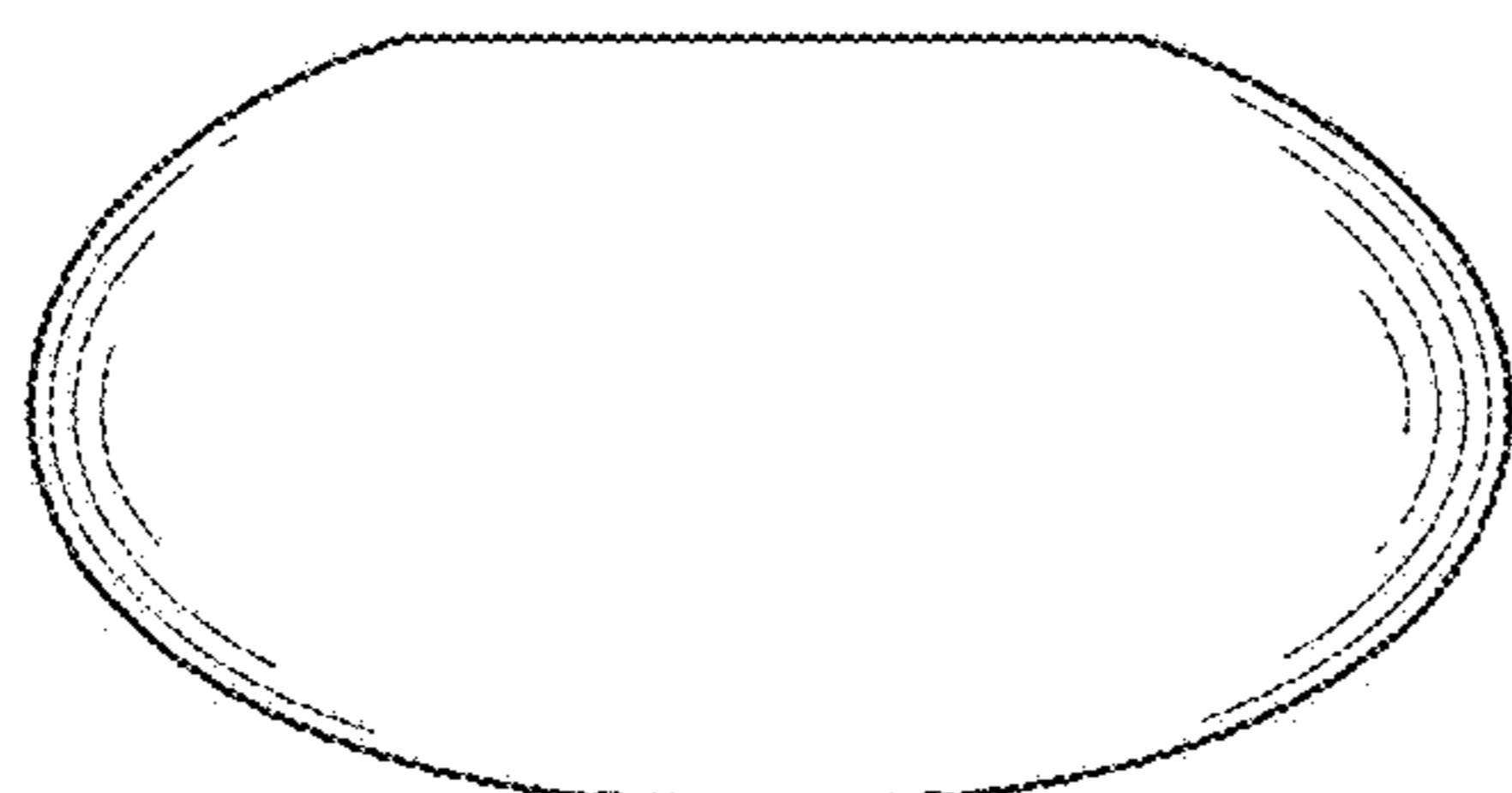


FIG. 5




FIG. 7