



US00D968928S

(12) **United States Design Patent** (10) **Patent No.:** **US D968,928 S**
Askof et al. (45) **Date of Patent:** **** Nov. 8, 2022**

(54) **DOOR HANDLE**

77/06; E05B 79/06; E05B 85/18; E05B 85/12; E05B 85/10; E05B 7/00; E05B 1/0053; E05B 77/265

(71) Applicant: **KETER PLASTIC LTD.**, Herzliya (IL)

See application file for complete search history.

(72) Inventors: **Avi Askof**, Kocav Yair (IL); **Shlomi Abrahamov**, Kibbutz Eilon (IL)

(56) **References Cited**

(**) Term: **15 Years**

U.S. PATENT DOCUMENTS

(21) Appl. No.: **35/513,013**

D83,157 S *	1/1931	Graff	D8/308
D238,928 S *	2/1976	Kipp	D8/107
5,813,708 A *	9/1998	Shen	E05B 15/04
				292/336.3
D745,359 S *	12/2015	Sun	D8/308
D789,765 S *	6/2017	Wang	D8/308
D838,572 S *	1/2019	Su	D8/301
D843,195 S *	3/2019	Ronge	D8/308
10,508,468 B2 *	12/2019	Murphy	E05B 3/04
2017/0107739 A1 *	4/2017	Ruff	E05B 1/003
2019/0360236 A1 *	11/2019	Wennberg	E05B 13/005

(22) Filed: **Nov. 9, 2021**

(80) **Hague Agreement Data**

Int. Filing Date: **Nov. 9, 2021**
Int. Reg. No.: **DM/217369**
Int. Reg. Date: **Nov. 9, 2021**
Int. Reg. Pub. Date: **Nov. 26, 2021**

* cited by examiner

(51) **LOC (13) Cl.** **08-06**

Primary Examiner — Lauren R Calve

(52) **U.S. Cl.**
USPC **D8/308**

(57) **CLAIM**

(58) **Field of Classification Search**
USPC D8/300–302, 307–309, 338; D23/250, D23/252

The ornamental design for a door handle, as shown and described.

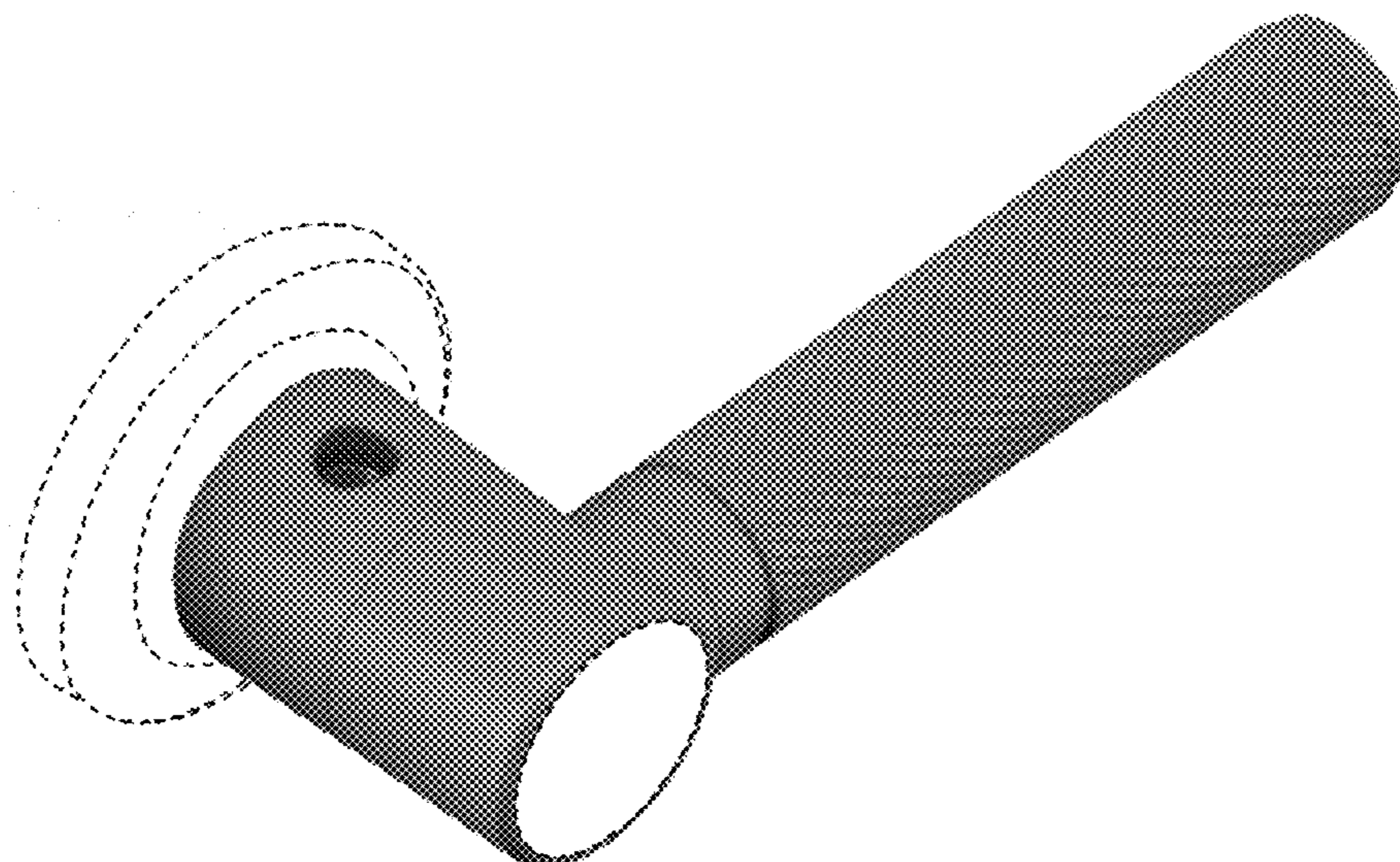
CPC Y10T 16/44; Y10T 74/20612; Y10T 74/20732; Y10T 16/458; Y10T 16/498; Y10T 16/469; Y10T 16/476; Y10T 74/20744; Y10T 74/20864; Y10T 16/4628; Y10T 74/20642; Y10T 16/473; Y10T 74/20762; Y10T 74/2042; Y10T 74/20828; Y10T 16/459; Y10T 16/4713; Y10T 74/2014; Y10T 16/50; Y10T 74/20438; Y10T 74/20582; Y10T 74/20738; Y10T 16/48; Y10T 74/20618; Y10T 74/20684; Y10T 74/20624; Y10T 74/20468; Y10T 16/61; Y10T 16/4719; Y10T 16/86; Y10S 16/30; Y10S 292/31; Y10S 292/53; Y10S 16/12; Y10S 292/23; Y10S 292/27; Y10S 292/30; Y10S 292/63; E05B 85/16; E05B 1/0015; E05B

DESCRIPTION

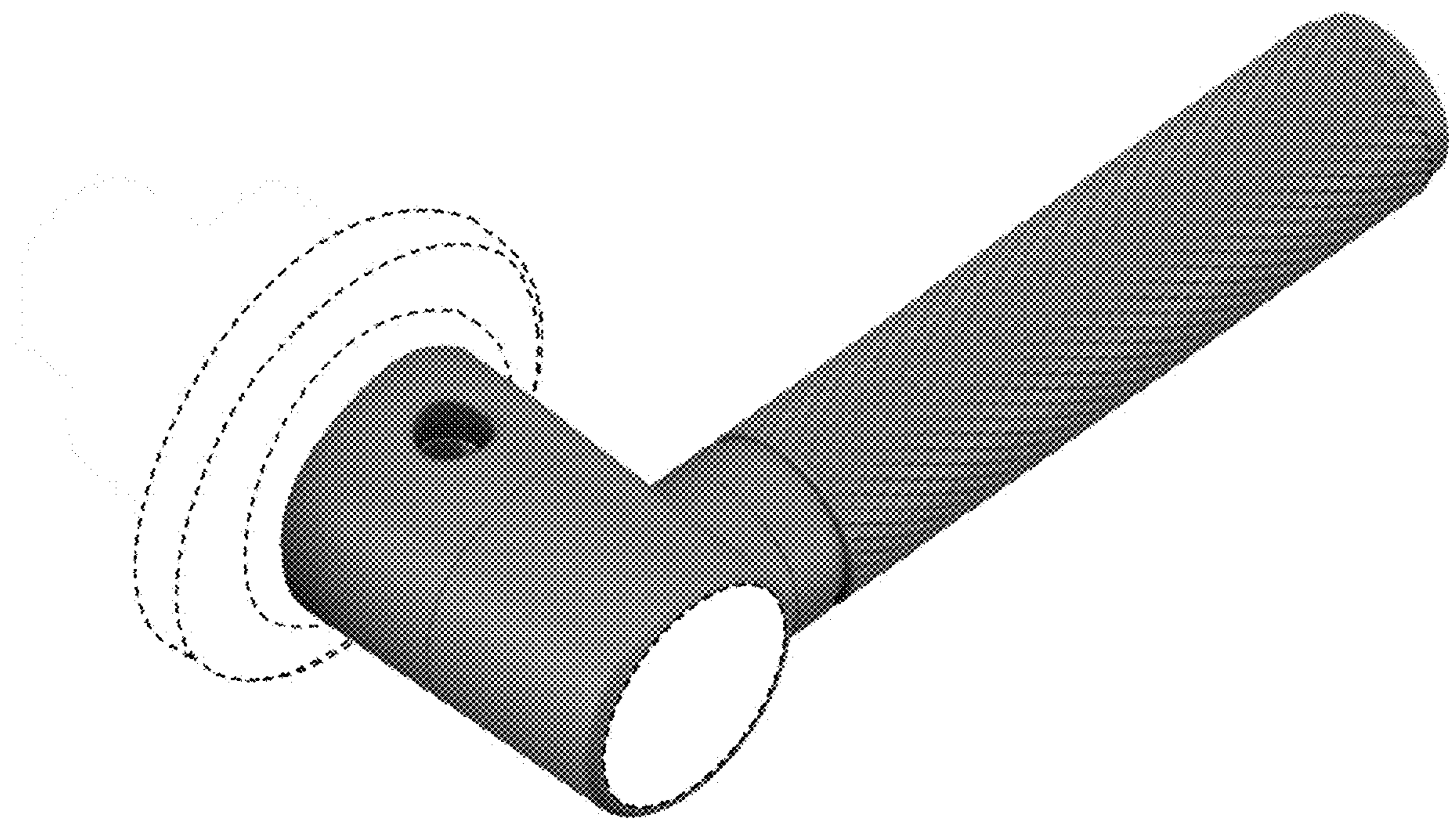
- 1. Door handle
- 1.1 : Isometric
- 1.2 : Front
- 1.3 : Back
- 1.4 : Left
- 1.5 : Right
- 1.6 : Top
- 1.7 : Bottom

The broken lines in the drawings and the areas inside the broken lines shown in white color form no part of the claimed design.


1 Claim, 7 Drawing Sheets



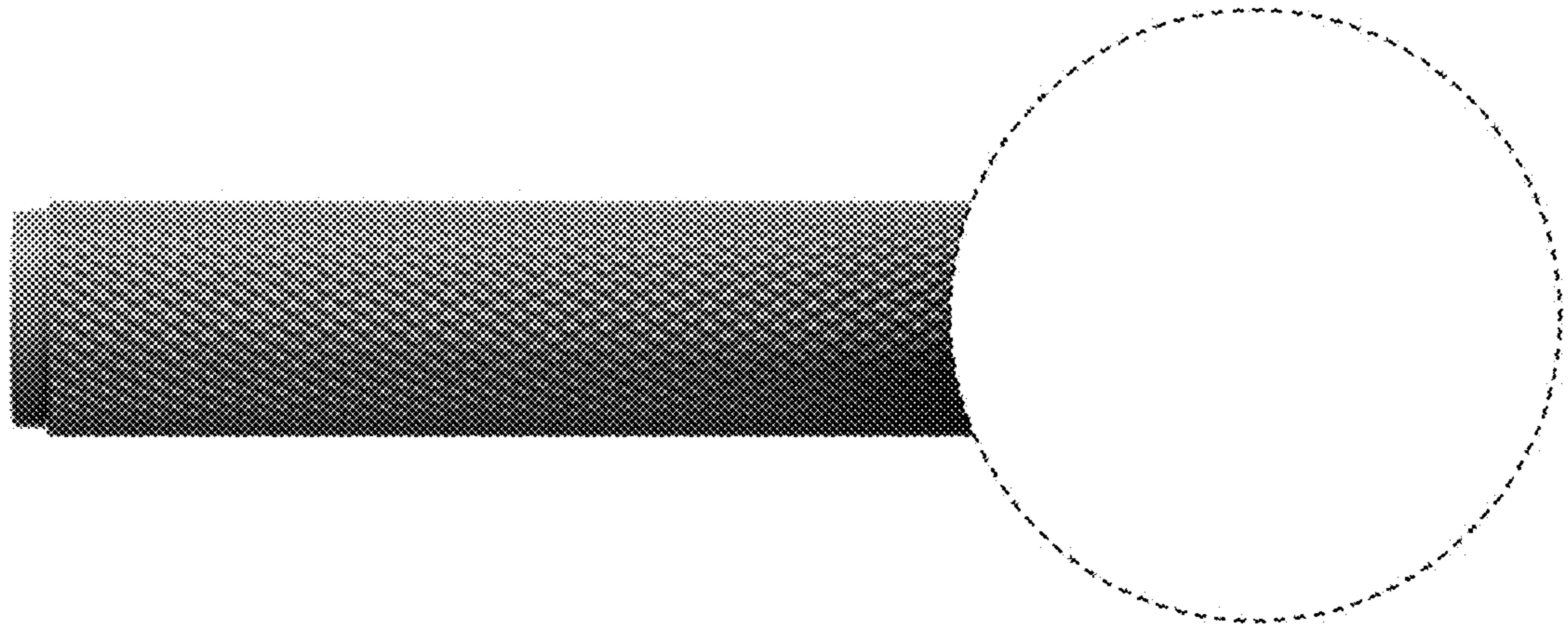
1.1



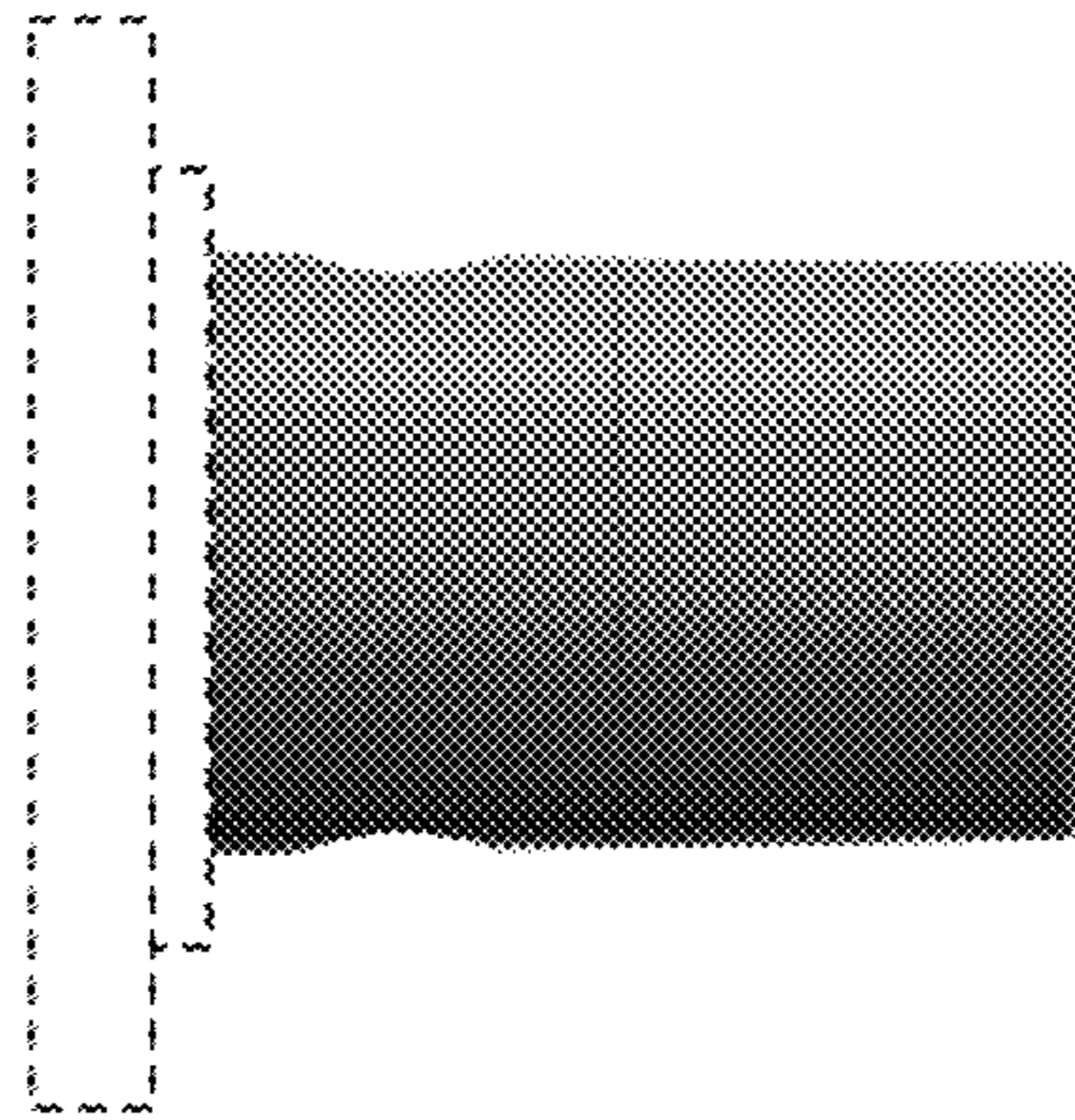
1.2



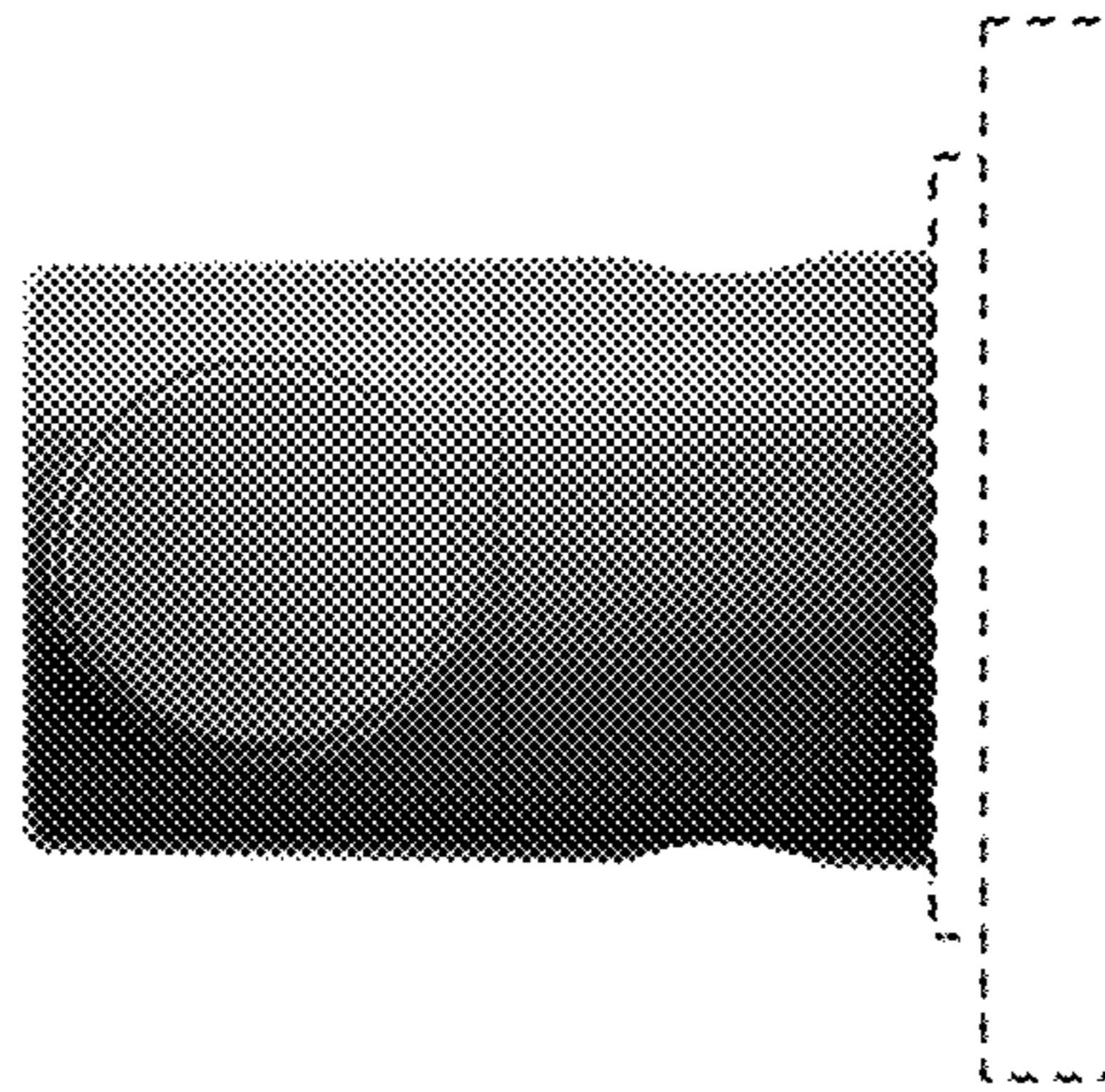
1.3



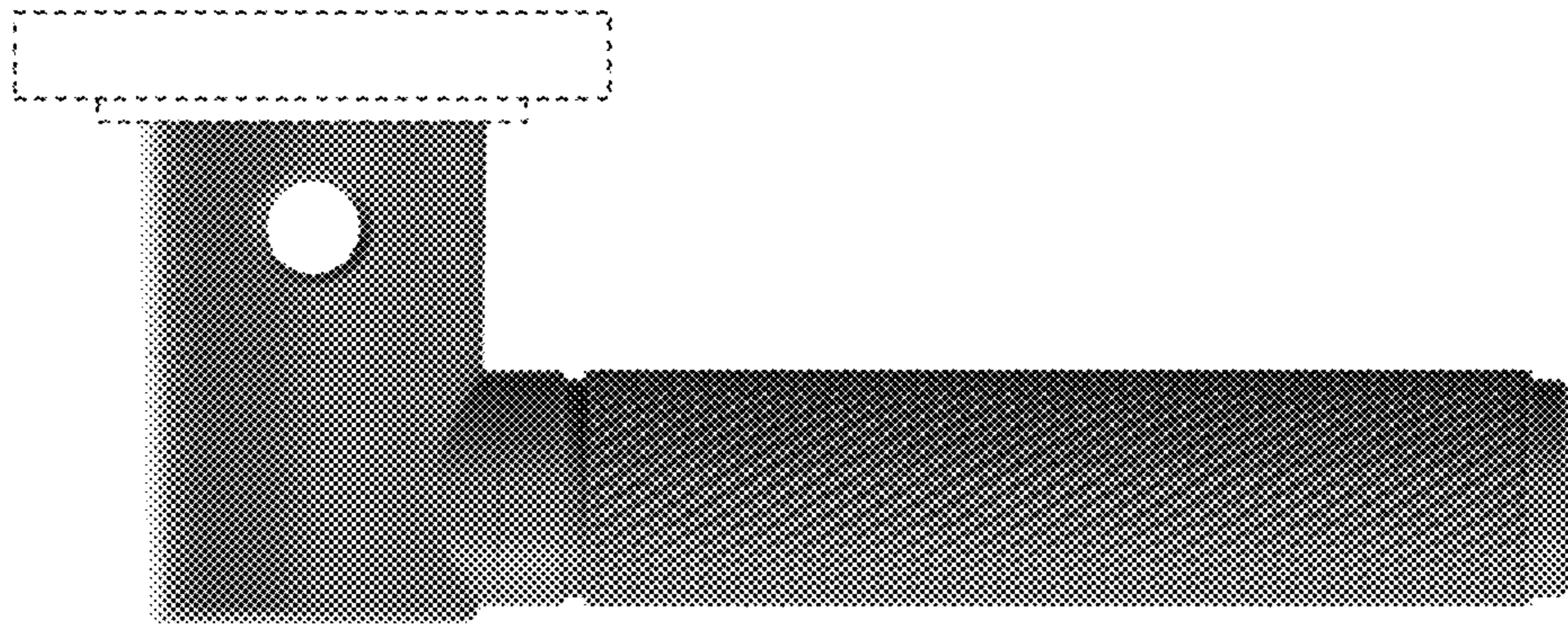
1.4



1.5



1.6



1.7

