



US00D968925S

(12) **United States Design Patent**
Engler et al.

(10) **Patent No.:** **US D968,925 S**
(45) **Date of Patent:** **** Nov. 8, 2022**

(54) **HANDLE**
(71) Applicant: **P&P IMPORTS LLC**, Irvine, CA (US)
(72) Inventors: **Peter Engler**, Newport Beach, CA (US); **Peter Tanoury**, Newport Beach, CA (US); **Willis Santamaria**, Diamond Bar, CA (US)
(**) Term: **15 Years**
(21) Appl. No.: **29/756,434**
(22) Filed: **Oct. 28, 2020**
(51) **LOC (13) Cl.** **08-06**
(52) **U.S. Cl.**
USPC **D8/303**
(58) **Field of Classification Search**
USPC D8/107, 300, 303, 307; D15/142; D7/393, 395
CPC Y10T 16/44; Y10T 74/20612; Y10T 74/20287; Y10T 74/20732; Y10T 74/20828; Y10T 16/466; Y10T 74/20864; Y10T 16/469; Y10T 74/20822; Y10T 16/4713; Y10T 74/20396; B25B 23/16; B25G 1/102; B25G 1/105; B25G 1/10; B25G 1/00; B25G 1/063; B25G 1/005; B25G 1/01; B25G 1/043; B25G 1/085
See application file for complete search history.

D369,549 S * 5/1996 Meyers D9/434
8,402,864 B1 * 3/2013 Stephens B25B 13/04 81/177.2
D759,927 S * 6/2016 Del Rosario Roy D32/53
D836,873 S * 12/2018 Schneider D32/53
D848,238 S * 5/2019 Meyer D8/303
D882,371 S * 4/2020 Clark D8/303
2013/0009414 A1 * 1/2013 LeClaire E06C 7/00 294/151
2013/0145581 A1 * 6/2013 Bailey A45C 13/22 16/422
2017/0073114 A1 * 3/2017 Cartlidge B25G 3/04
* cited by examiner

Primary Examiner — Lauren R Calve
(74) *Attorney, Agent, or Firm* — Casey H. Kempner; Siamak S. Hefazi

(57) **CLAIM**

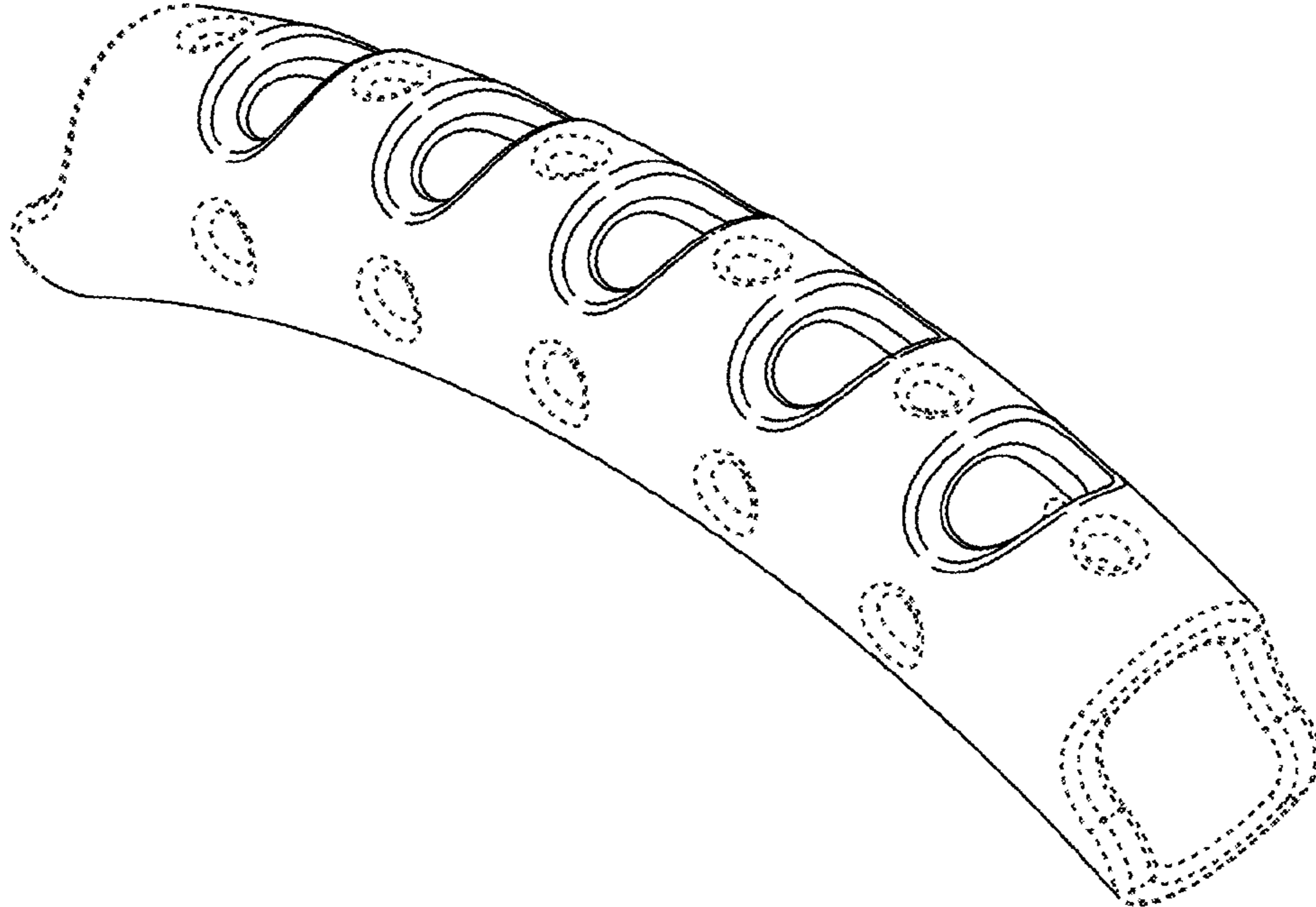
The ornamental design for a handle, as shown and described.

DESCRIPTION

FIG. 1 is a perspective view of a handle showing the claimed design;
FIG. 2 is a front view thereof, the back view being identical to the front view;
FIG. 3 is a top view thereof;
FIG. 4 is a bottom view thereof;
FIG. 5 is a left-side view thereof, the right-side view being identical to the right-side view; and,
FIG. 6 is an enlarged left-side view thereof according to the dash-dot-dashed rectangle shown in FIG. 5.
Broken lines in the figures show portions of the handle that form no part of the claimed design. The dash-dot-dash lines in FIG. 6 depicts bounds of the enlarged portion.

1 Claim, 6 Drawing Sheets

(56) **References Cited**
U.S. PATENT DOCUMENTS
D222,213 S * 10/1971 Rumaner D8/303
4,091,497 A * 5/1978 Bade B25G 1/10 16/430
5,060,998 A * 10/1991 Phillips A45F 5/1046 294/146



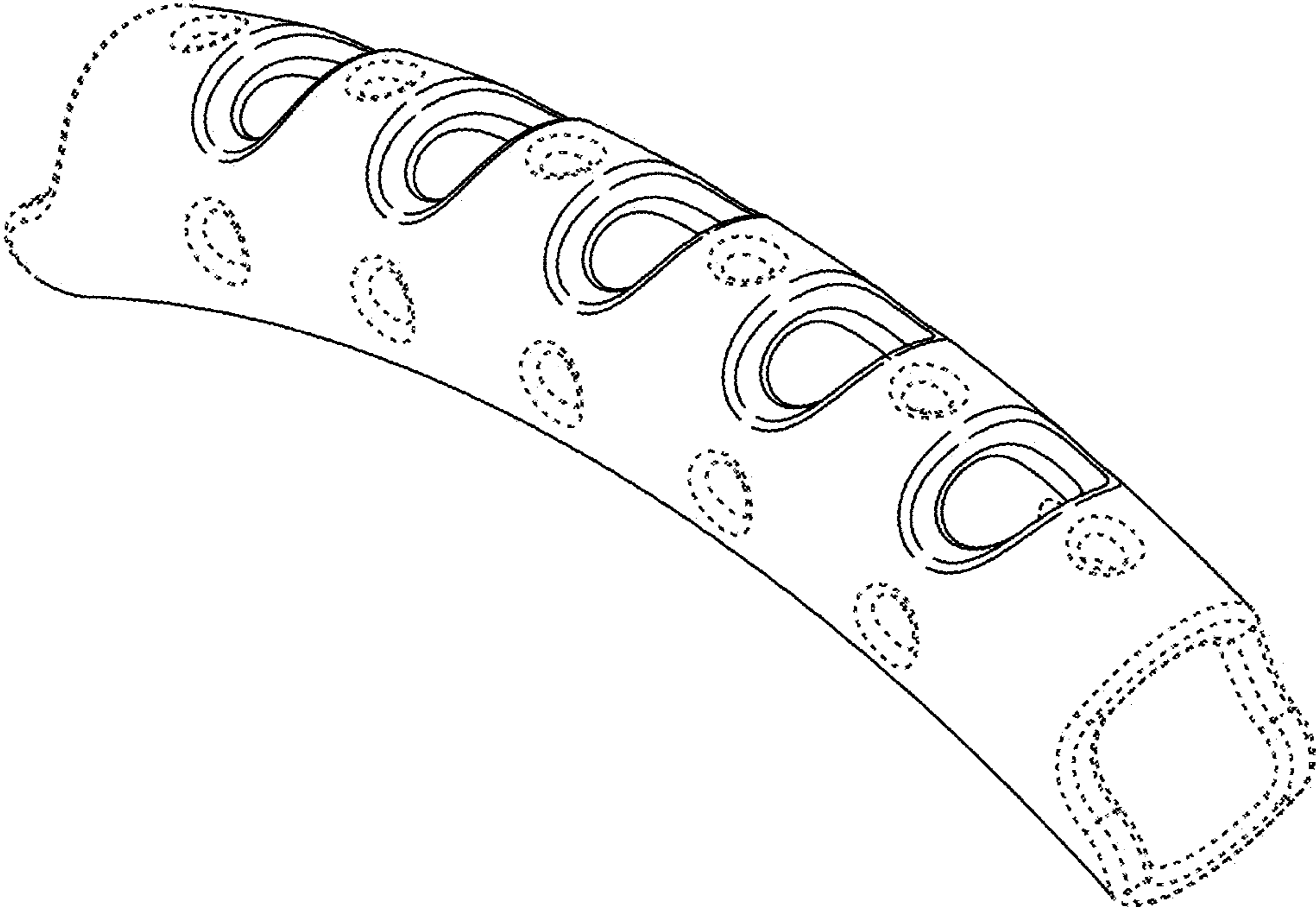


FIG. 1

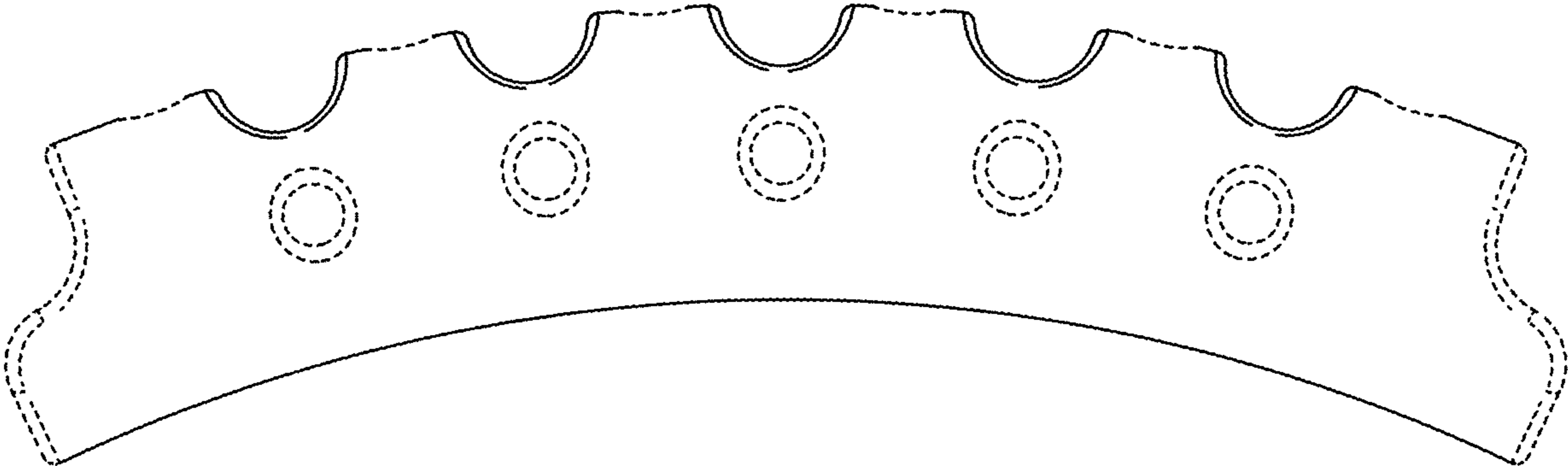


FIG. 2

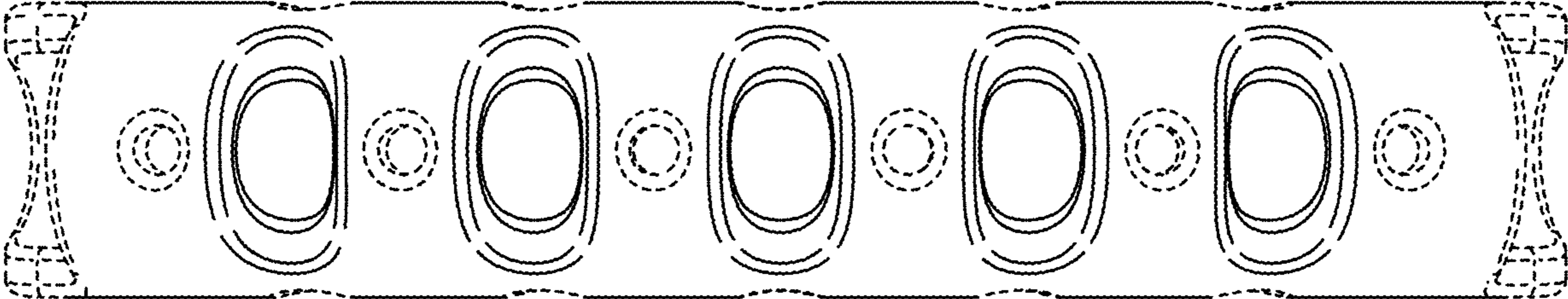


FIG. 3

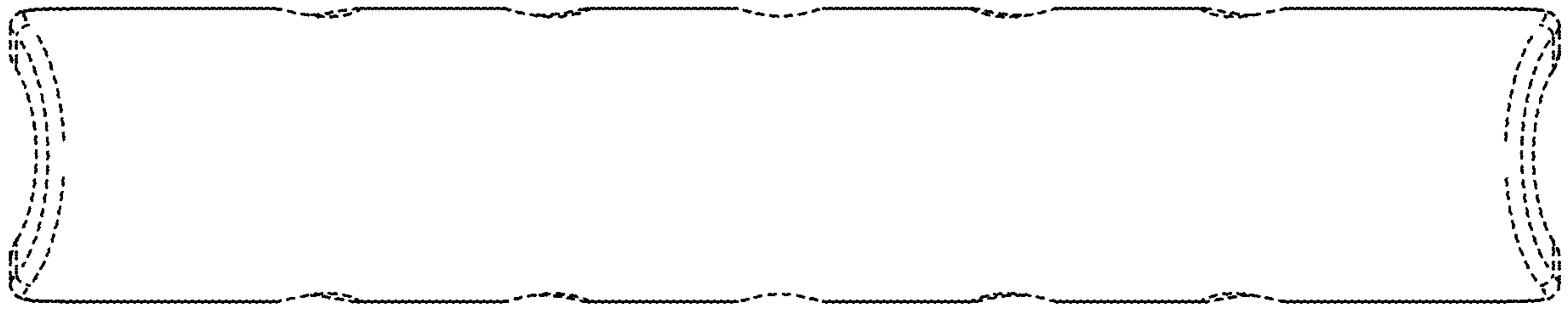


FIG. 4

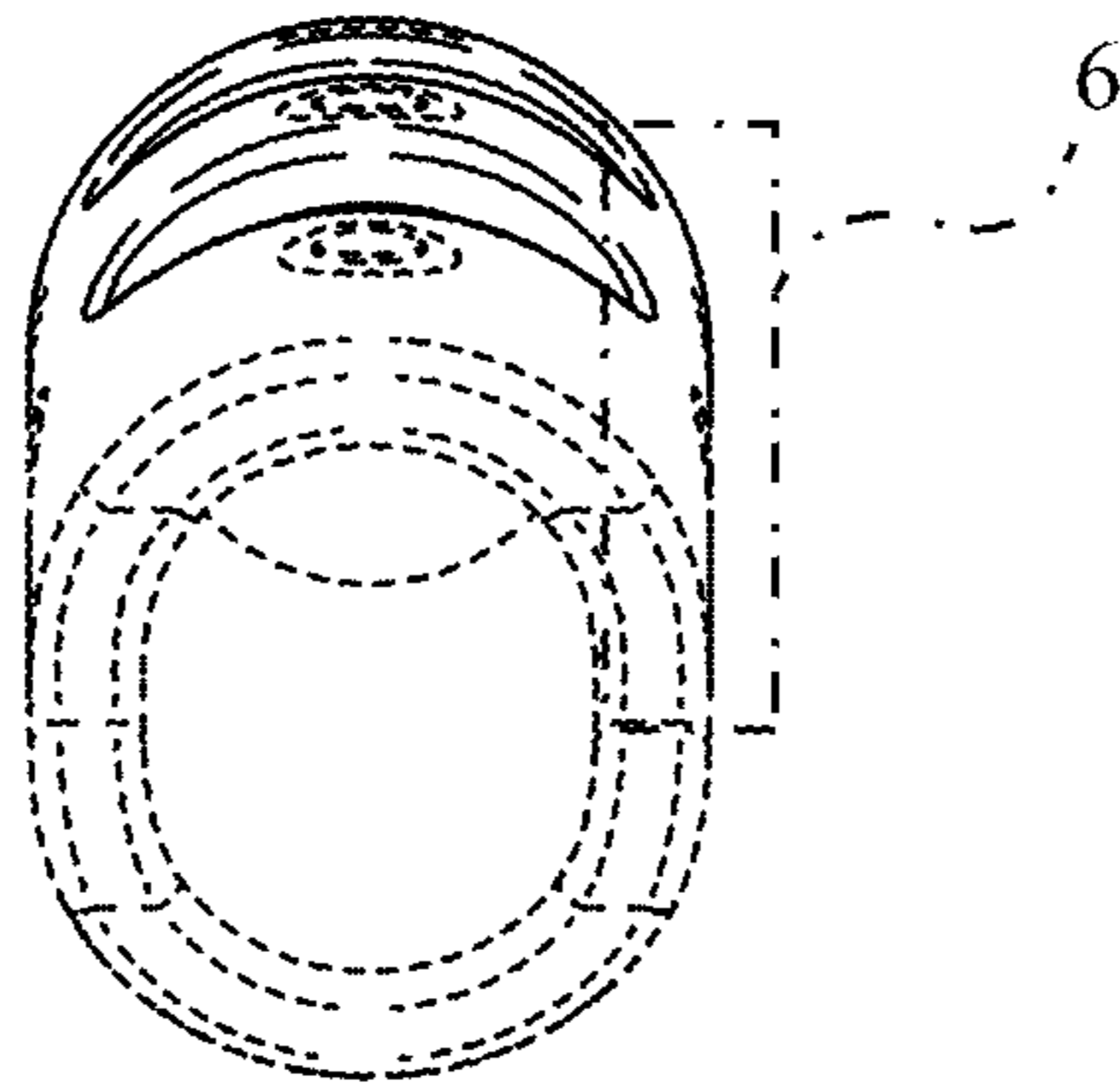


FIG. 5

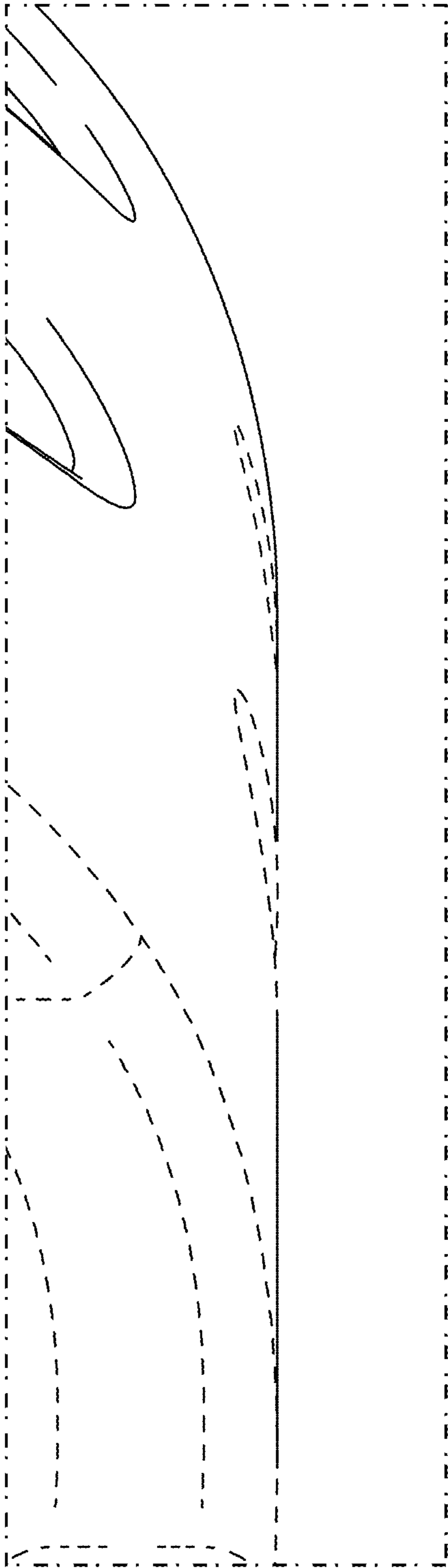


FIG. 6