



US00D968862S

(12) **United States Design Patent** (10) **Patent No.:** **US D968,862 S**
Yang (45) **Date of Patent:** **** Nov. 8, 2022**

(54) **REMOVABLE BASE FOR FURNITURE AND APPLIANCES**

(71) Applicant: **Yifan Yang**, Zhejiang (CN)

(72) Inventor: **Yifan Yang**, Zhejiang (CN)

(**) Term: **15 Years**

(21) Appl. No.: **29/844,425**

(22) Filed: **Jun. 29, 2022**

(51) **LOC (13) Cl.** **06-06**

(52) **U.S. Cl.**
USPC **D6/708**

(58) **Field of Classification Search**
USPC D6/449, 480, 485, 495, 503, 382-384,
D6/397, 491, 555, 511, 477-479, 509,
D6/708, 708.2, 708.23, 691.4, 708.21,
D6/708.24, 716.7, 716.8; D25/65;
108/51.3, 57.16, 57.17, 57.18, 57.21;
248/188, 188.1, 188.2, 188.4, 346.01,
248/346.03, 346.06; 312/242, 140, 265.5,
312/265.6, 194, 195; 5/200.1, 236.1;
D13/101-107, 154
CPC A45B 17/00; A45B 23/00; A45B 3/00;
E04H 12/2238; A47F 5/00; A63B 63/08;
A47B 13/04; A47B 2013/024; A47B
2013/003; A47B 2013/026; A47B
2013/027

See application file for complete search history.

(56) **References Cited**

U.S. PATENT DOCUMENTS

D644,046 S *	8/2011	Cronk	D6/708
D776,967 S *	1/2017	Powell	D6/708
D783,330 S	4/2017	Hiyoshi et al.	
D807,671 S	1/2018	Caillouet	
D880,915 S *	4/2020	Oakley	D6/708
D885,814 S *	6/2020	Hay	D6/708
D901,224 S	11/2020	Yoo et al.	
D906,745 S *	1/2021	Bernhardt	D6/708

* cited by examiner

Primary Examiner — Abraham Bahta

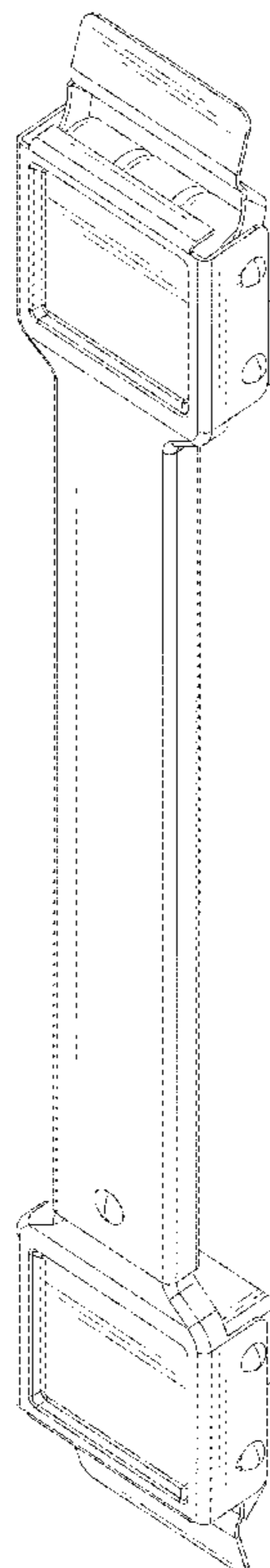
(57) **CLAIM**

The ornamental design for a removable base for furniture and appliances, as shown and described.

DESCRIPTION

FIG. 1 is a perspective view of a removable base for furniture and appliances showing my new design; FIG. 2 is a front elevational view thereof; FIG. 3 is a rear elevational view thereof; FIG. 4 is a left side elevational view thereof; FIG. 5 is a right side elevational view thereof; FIG. 6 is a top plan view thereof; FIG. 7 is a bottom plan view thereof; and, FIG. 8 is another perspective view thereof. The broken lines throughout the drawing figures depict portions of the removable base for furniture and appliances that form no part of the claimed design.

1 Claim, 8 Drawing Sheets



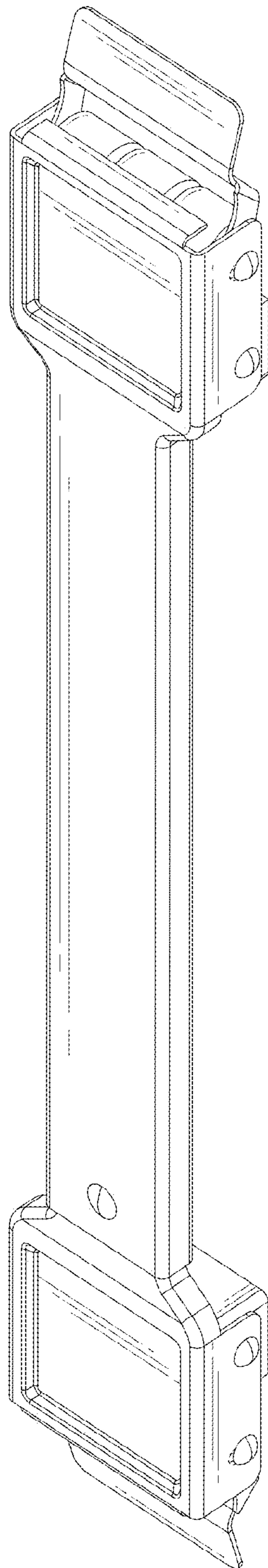


FIG.1

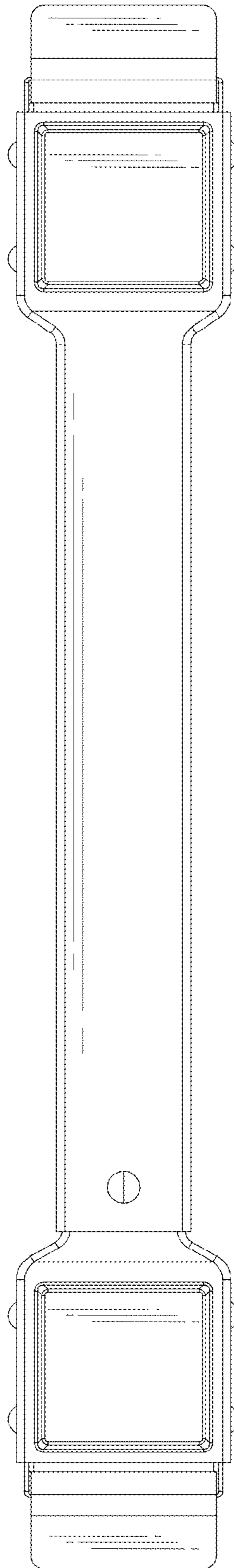


FIG.2

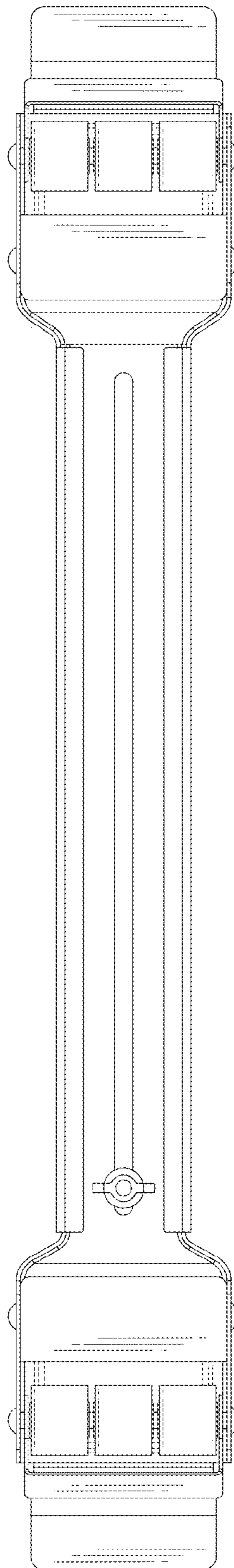


FIG.3




FIG.4




FIG.5

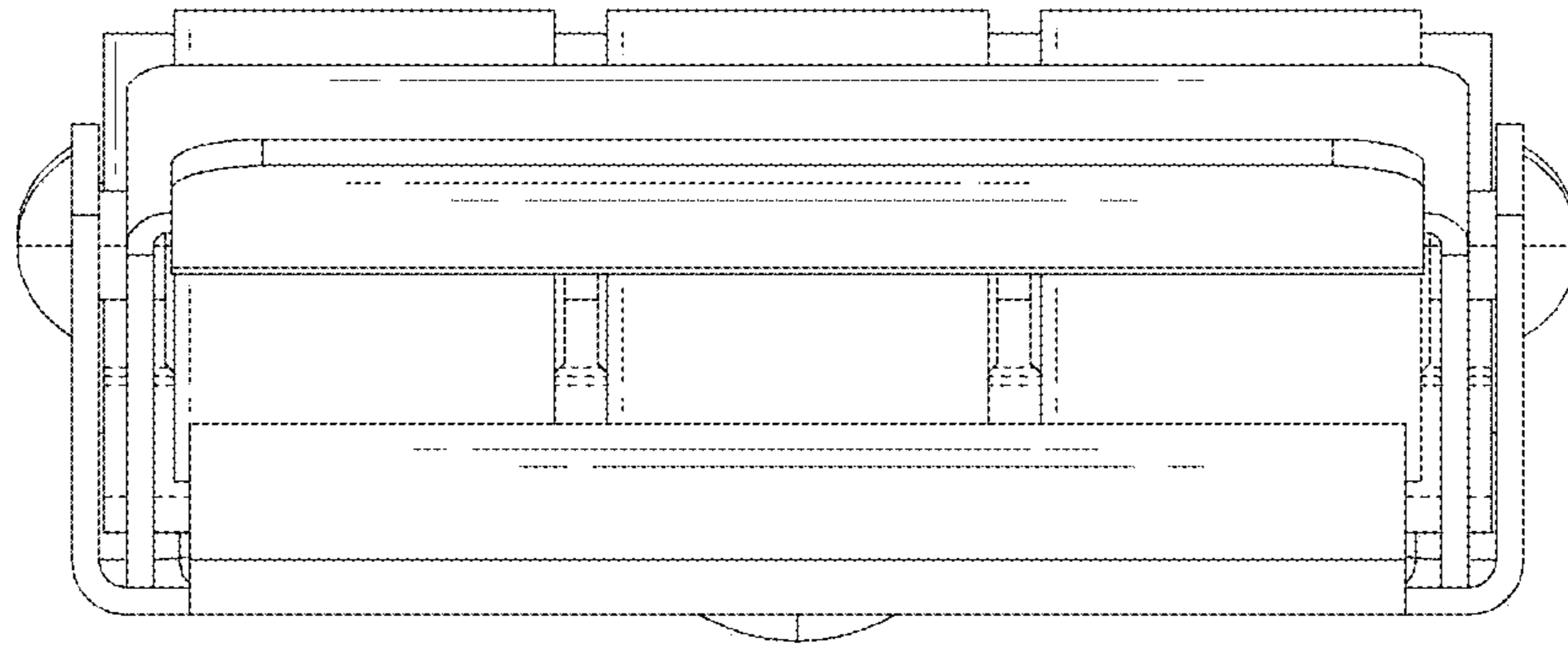


FIG.6

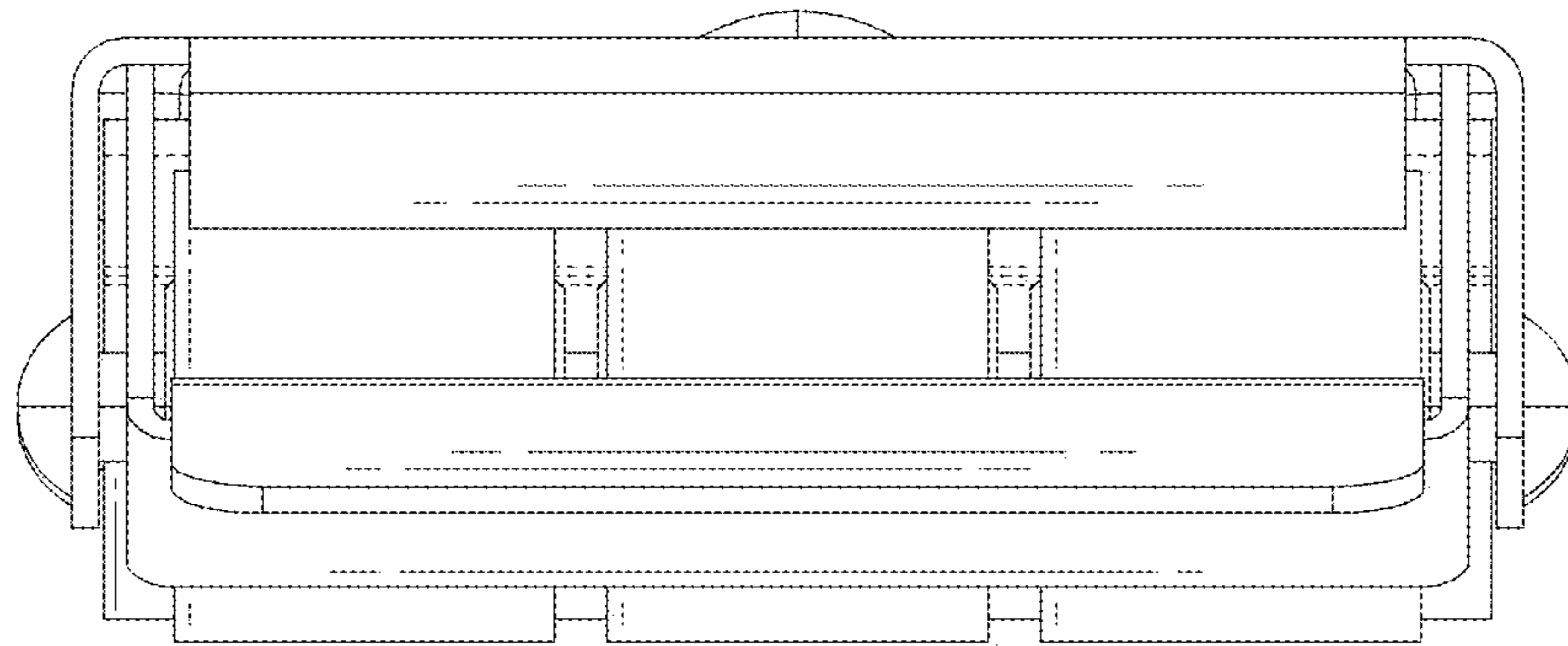


FIG. 7

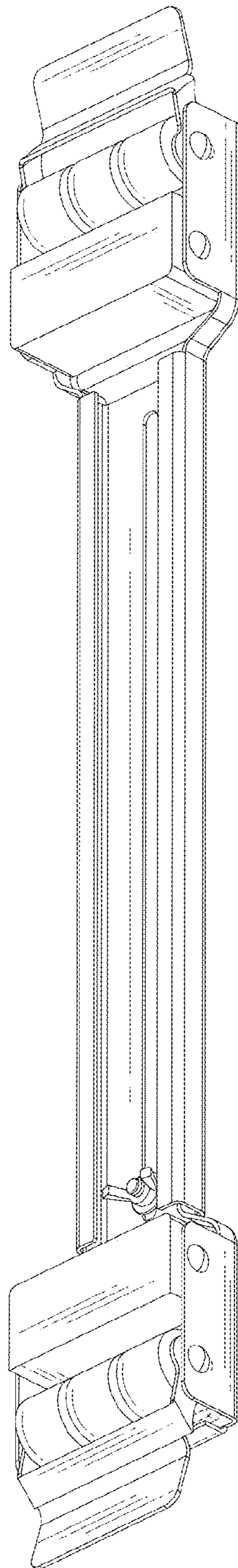


FIG. 8