

US00D968856S

(12) **United States Design Patent** (10) **Patent No.:** **US D968,856 S**
Mayers (45) **Date of Patent:** **** Nov. 8, 2022**

(54) **DISPLAY STAND**
(71) Applicant: **BERENSON CORP.**, Buffalo, NY (US)
(72) Inventor: **Kayla Mayers**, Buffalo, NY (US)
(73) Assignee: **BERENSON CORP.**, Buffalo, NY (US)
(**) Term: **15 Years**
(21) Appl. No.: **29/809,111**
(22) Filed: **Sep. 24, 2021**
(51) **LOC (13) Cl.** **06-04**
(52) **U.S. Cl.**
USPC **D6/672**
(58) **Field of Classification Search**
USPC D6/672, 675, 677, 677.1, 677.2, 677.3,
D6/677.4, 677.5, 681, 681.1, 681.2;
D20/10, 41, 42
CPC A47F 5/00; A47F 5/0018; A47F 5/0031;
A47F 5/0043; A47F 5/0081; A47F 5/01;
A47F 5/10; A47F 5/12; A47F 5/13; A47F
7/14
See application file for complete search history.

D284,822 S 7/1986 Walsh
5,009,335 A * 4/1991 Jonker A47F 7/145
D324,144 S 2/1992 Watrous
D347,129 S * 5/1994 Zinke D6/682.2
D356,907 S * 4/1995 Jernigan D6/682.6
D358,508 S * 5/1995 Levine D6/678.4
D369,043 S 4/1996 Parker
D384,235 S 9/1997 Dardashti
D388,121 S 12/1997 Gomez
D390,271 S 2/1998 Wolff
D396,065 S * 7/1998 Johnson D20/41
D396,597 S 8/1998 Hollinger
D414,069 S 9/1999 Fok
D419,350 S 1/2000 Baron
D427,475 S 7/2000 Hwang
D433,846 S * 11/2000 Chang D6/675.3
D459,398 S 6/2002 Stravitz
D459,932 S 7/2002 Ellwanger
D462,222 S 9/2002 Palmer
D463,191 S 9/2002 Palmer
(Continued)

Primary Examiner — Steven J Czyz
(74) Attorney, Agent, or Firm — Hodgson Russ LLP

(57) **CLAIM**

The ornamental design for a display stand, as shown and described.

(56) **References Cited**

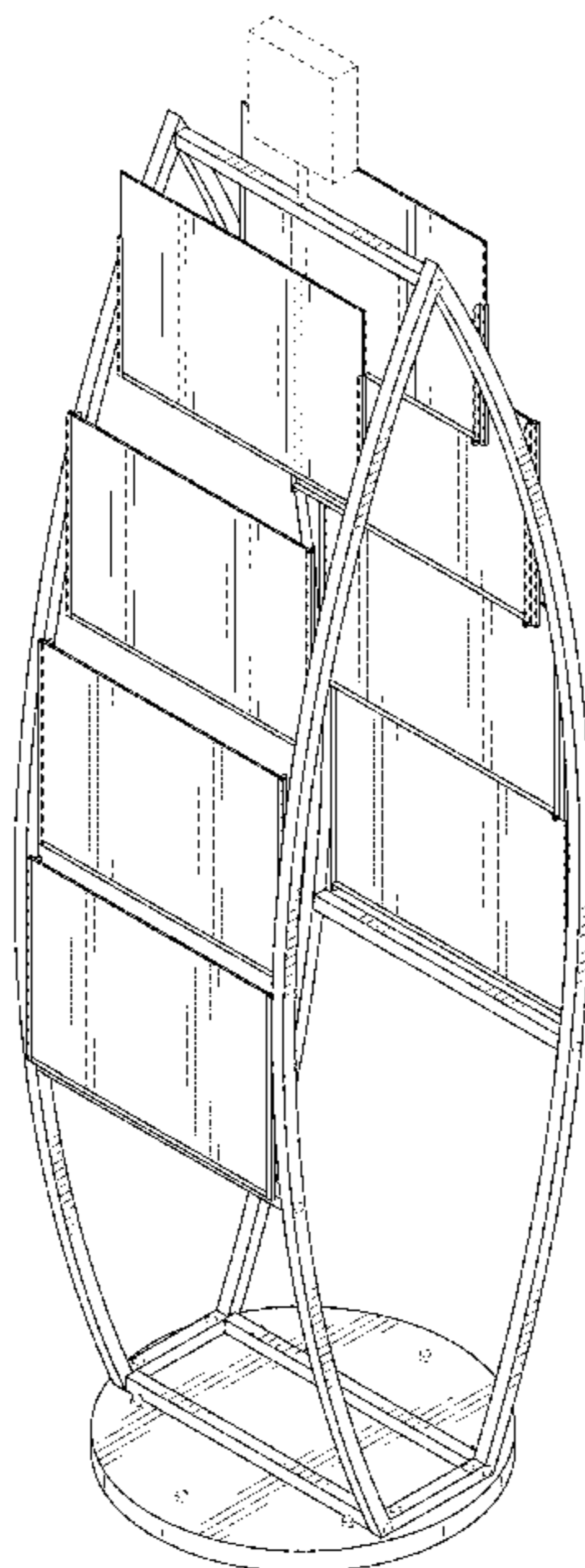
U.S. PATENT DOCUMENTS

1,746,778 A * 2/1930 Kilgore A47F 7/148
211/52
D139,895 S 1/1945 Schneider
D175,325 S 8/1955 Svesta
D182,664 S 4/1958 Hovlid
D220,147 S 3/1971 Atkinson
D241,136 S 8/1976 Rex
D252,299 S * 7/1979 Marshall D6/678.3
D258,334 S 2/1981 Bernat Fontlladosa
D266,637 S 10/1982 Edwards
D273,924 S 5/1984 Denhoff
D276,777 S * 12/1984 Evenson D19/91

DESCRIPTION

FIG. 1 is a perspective view of a display stand, showing my new design;
FIG. 2 is a front elevation view thereof;
FIG. 3 is a rear elevation view thereof;
FIG. 4 is a left side elevation view thereof;
FIG. 5 is a right side elevation view thereof; and,
FIG. 6 is a top plan view thereof.
The broken lines in the figures illustrate portions of the display stand that form no part of the claimed design.

1 Claim, 4 Drawing Sheets



(56)

References Cited

U.S. PATENT DOCUMENTS

D472,753 S 4/2003 Udonmahuntisuk
 D476,508 S * 7/2003 Chang D6/675.3
 D478,582 S * 8/2003 Becker D14/302
 D488,937 S 4/2004 Gillet
 D495,172 S * 8/2004 Brownfield D6/672
 D505,572 S * 5/2005 Chang D6/675.3
 D516,845 S 3/2006 Lenger
 D526,819 S 8/2006 Lee
 D532,219 S * 11/2006 Sandler D6/678.4
 D536,552 S 2/2007 Dickerson
 D537,655 S 3/2007 Hessell
 D543,730 S 6/2007 Bonaventura
 D560,402 S 1/2008 Lev
 D565,044 S * 3/2008 Witts D14/307
 D565,326 S 4/2008 Warne
 D573,369 S 7/2008 Sparkowski
 D578,804 S * 10/2008 Norman D6/675.1
 D608,115 S * 1/2010 Trinh D6/675.1
 D613,094 S * 4/2010 Wade D6/678.3
 D623,440 S 9/2010 Daniel
 D633,314 S 3/2011 Maier-Hunke
 D635,377 S * 4/2011 Rodgers A47F 7/148
 D635,800 S * 4/2011 Rodgers D6/675.3
 D635,800 S * 4/2011 Rodgers D6/681.2

D635,801 S 4/2011 Stubis
 D636,197 S * 4/2011 Lee D6/709.2
 D643,228 S * 8/2011 Strempack D6/682.2
 D645,905 S * 9/2011 Liang D19/90
 D645,906 S * 9/2011 Yi D19/90
 D650,013 S * 12/2011 Yi G09F 7/18
 D668,476 S * 10/2012 Carlshamre D6/683.1
 D679,329 S * 4/2013 Stravitz D19/90
 D713,877 S * 9/2014 Kuehn D19/90
 D716,080 S 10/2014 Bell
 D752,372 S * 3/2016 Huff D6/678.4
 D804,224 S * 12/2017 Robins D6/675.4
 D809,324 S * 2/2018 Robins D6/675.4
 D825,234 S * 8/2018 He D6/675.4
 D842,005 S 3/2019 Tsai
 D850,165 S 6/2019 Eads
 D878,832 S * 3/2020 Cohen D6/677
 D906,025 S * 12/2020 Bell D6/675.1
 D924,222 S * 7/2021 Lee D14/307
 D945,802 S * 3/2022 Bell D6/675.1
 2011/0278245 A1 * 11/2011 Noble Colin A47F 5/0087
 2019/0343301 A1 11/2019 Frost
 2020/0245783 A1 * 8/2020 Smithson H05K 5/0017
 2022/0139272 A1 * 5/2022 Santarelli G09F 7/18
 40/606.01

* cited by examiner




FIG. 1

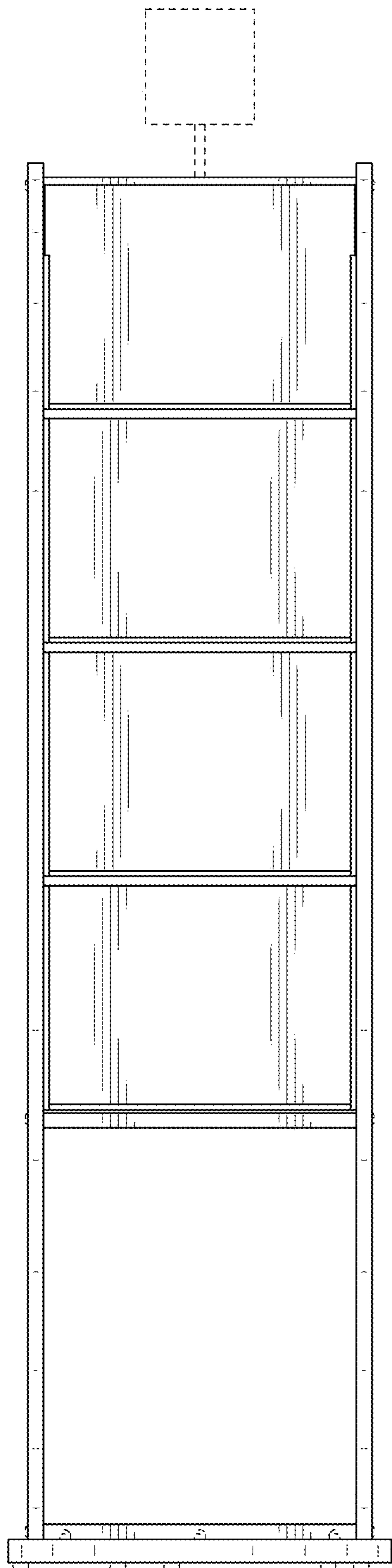


FIG. 2

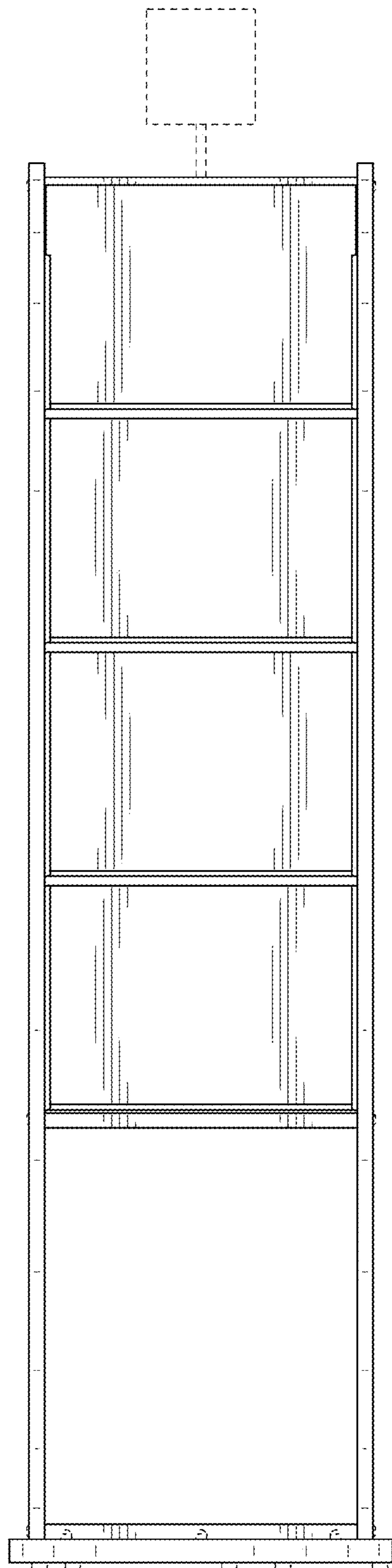


FIG. 3

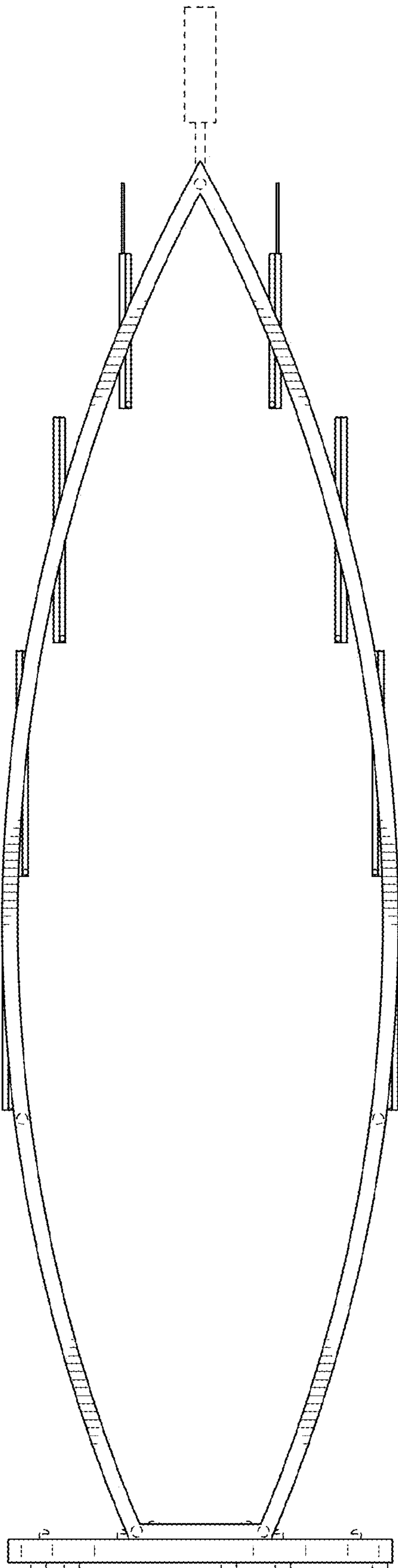


FIG. 4

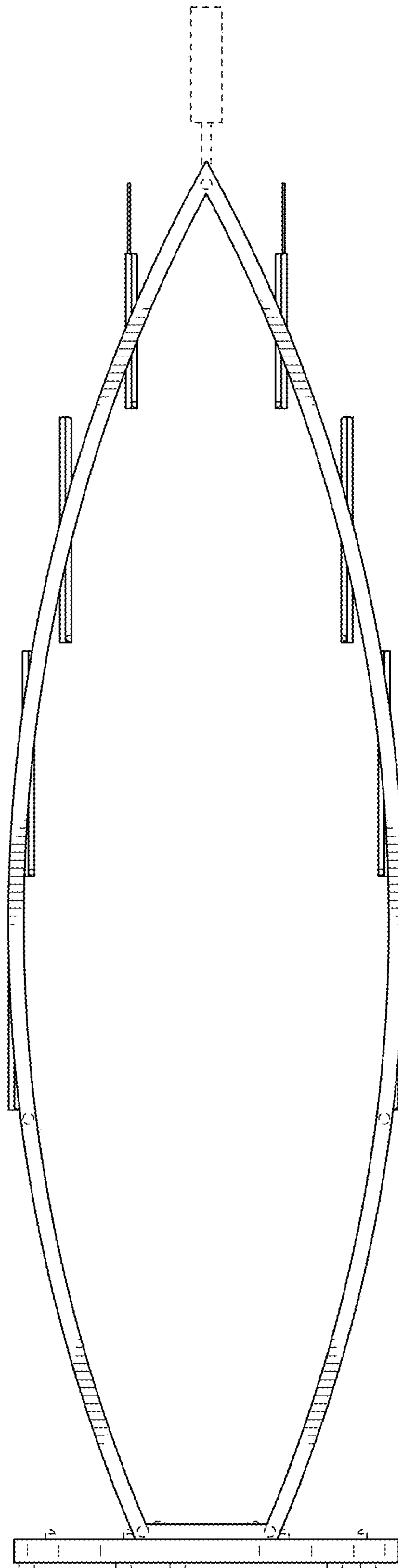


FIG. 5

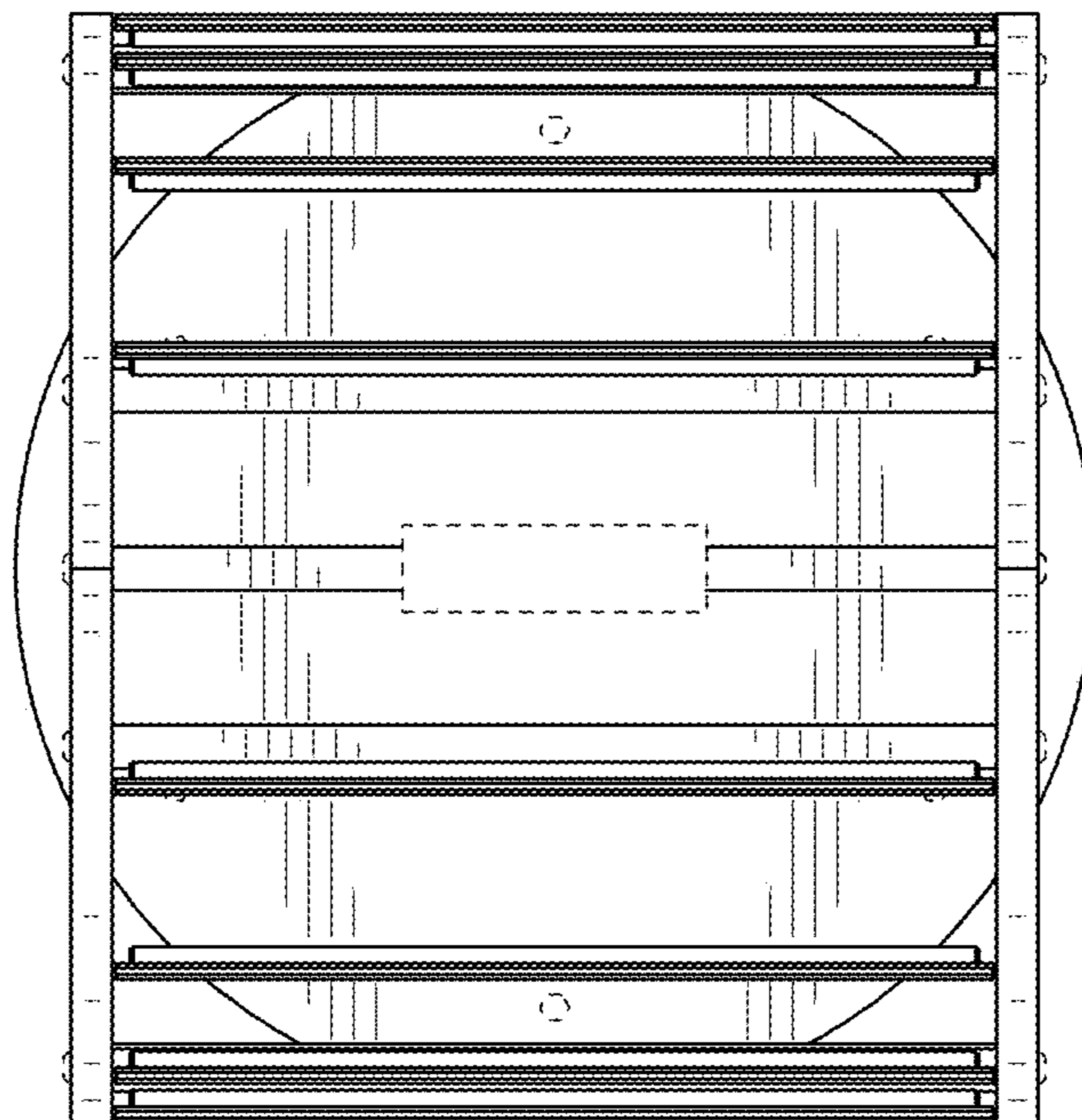


FIG. 6