

US00D968848S

(12) **United States Design Patent** (10) **Patent No.:** **US D968,848 S**  
**Morrison et al.** (45) **Date of Patent:** **\*\* Nov. 8, 2022**

(54) **MATTRESS COVER**  
(71) Applicant: **Sealy Technology, LLC**, Trinity, NC (US)  
(72) Inventors: **Leigh Fleming Morrison**, Greensboro, NC (US); **Brent P. Pfister**, Lexington, KY (US); **Adrienne Bowen Johnston**, Greensboro, NC (US); **Jillian Leigh Brownell**, Winston Salem, NC (US)

D690,134 S 9/2013 Nielsen et al.  
D690,538 S 10/2013 Nielsen et al.  
D701,712 S 4/2014 Nielsen et al.  
D720,158 S \* 12/2014 Harmening ..... D6/606  
D728,276 S \* 5/2015 Jensen ..... D6/606  
D746,082 S \* 12/2015 Harmening ..... D6/605  
D762,079 S \* 7/2016 Oberwelz ..... D6/606  
9,997,089 B2 \* 6/2018 Jensen ..... G09F 3/02  
D833,778 S \* 11/2018 Desodt ..... D6/606  
D862,122 S 10/2019 Morrison et al.  
D862,123 S 10/2019 Morrison et al.

(Continued)

(73) Assignee: **SEALY TECHNOLOGY, LLC**, Trinity, NC (US)

*Primary Examiner* — Jennifer L Rempfer  
(74) *Attorney, Agent, or Firm* — Stites & Harbison, PLLC; Terry L. Wright

(\*\*) Term: **15 Years**

(21) Appl. No.: **29/746,765**

(57) **CLAIM**

(22) Filed: **Aug. 17, 2020**

The ornamental design for a mattress cover, as shown and described.

(51) **LOC (13) Cl.** ..... **06-13**

(52) **U.S. Cl.**  
USPC ..... **D6/595; D6/605**

**DESCRIPTION**

(58) **Field of Classification Search**  
USPC ..... D6/582–583, 587–592, 595–609, D6/617–622; D21/803–809; D24/183  
CPC ..... A47G 9/00; A47G 2009/001; A47G 2009/002; A47G 2009/003; A47G 9/10; A47G 9/1009; A47G 2009/1018; A47G 9/1045; A47G 9/1081; A47G 9/109; A47G 2009/005; A47G 2009/006; A47G 9/02; A47G 9/0207; A47G 9/0215; A47G 9/0223; A47G 9/023; A47G 9/0238; A47G 9/0246; A47G 9/0253; A47G 9/0261; A47G 2009/0269; A47G 11/002; A47G 21/165

See application file for complete search history.

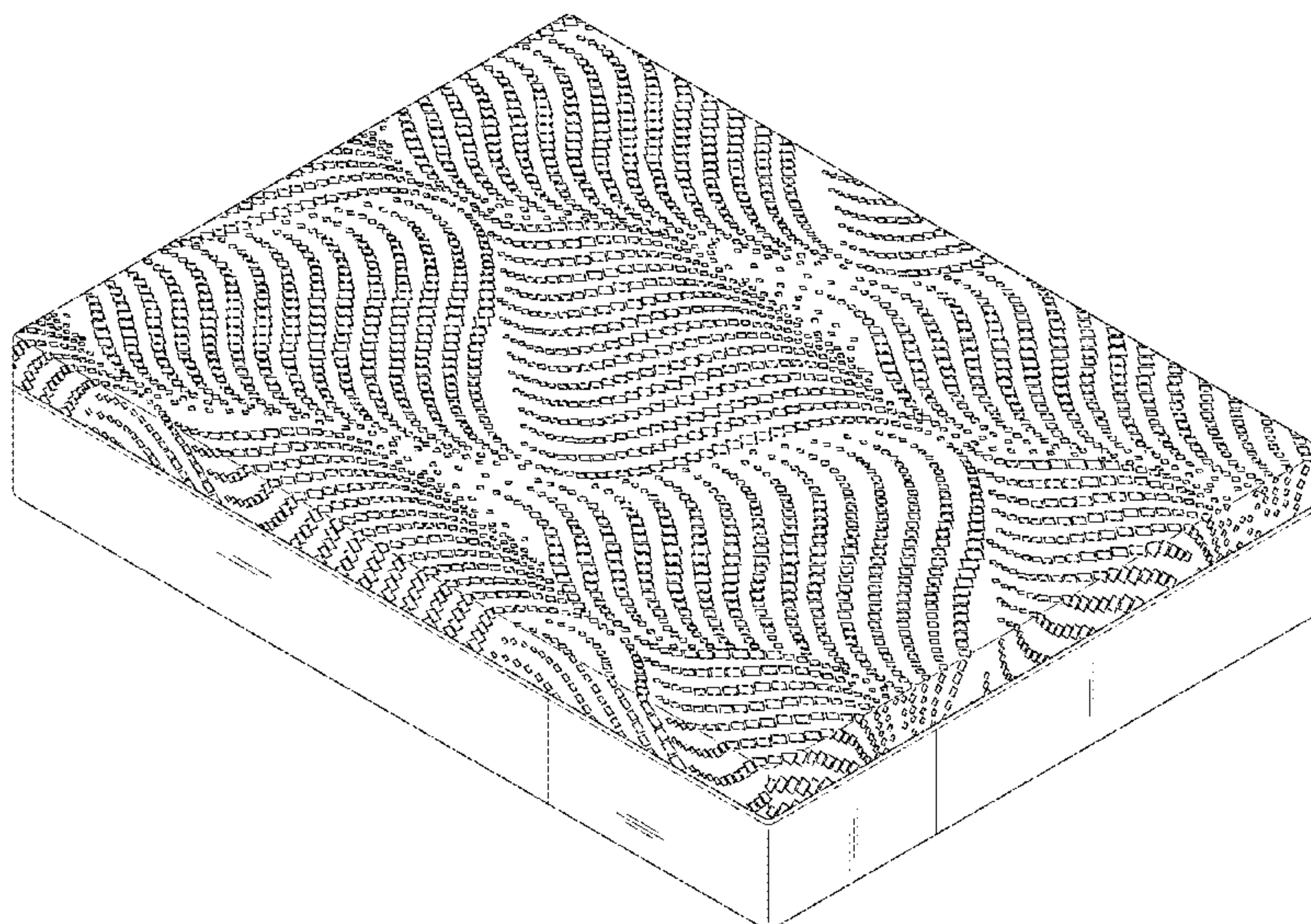
FIG. 1 is an upper perspective view of a mattress cover design;  
FIG. 2 is a top view of the design of FIG. 1;  
FIG. 3 is a first side view of the design of FIG. 1;  
FIG. 4 is a second side view of the design of FIG. 1;  
FIG. 5 is a first end view of the design of FIG. 1;  
FIG. 6 is a second end view of the design of FIG. 1;  
FIG. 7 is an upper perspective view of a second mattress cover design;  
FIG. 8 is a top view of the design of FIG. 7;  
FIG. 9 is a first side view of the design of FIG. 7;  
FIG. 10 is a second side view of the design of FIG. 7;  
FIG. 11 is a first end view of the design of FIG. 7; and,  
FIG. 12 is a second end view of the design of FIG. 7.  
The broken lines shown in the drawings are included for the purpose of illustrating the unclaimed boundary and unclaimed portions of the mattress cover, pattern or border. The broken lines form no part of the claimed design.

(56) **References Cited**

**U.S. PATENT DOCUMENTS**

D525,437 S \* 7/2006 Leisch ..... D5/53  
D636,607 S \* 4/2011 Withers ..... A47J 36/02  
D5/56

**1 Claim, 8 Drawing Sheets**



(56)

**References Cited**

U.S. PATENT DOCUMENTS

D864,615 S \* 10/2019 Morrison ..... D6/605  
D898,471 S \* 10/2020 Williams ..... D6/606  
2016/0051059 A1\* 2/2016 Jensen ..... A47C 21/026  
5/690  
2017/0238717 A1\* 8/2017 Jensen ..... A47C 27/001

\* cited by examiner



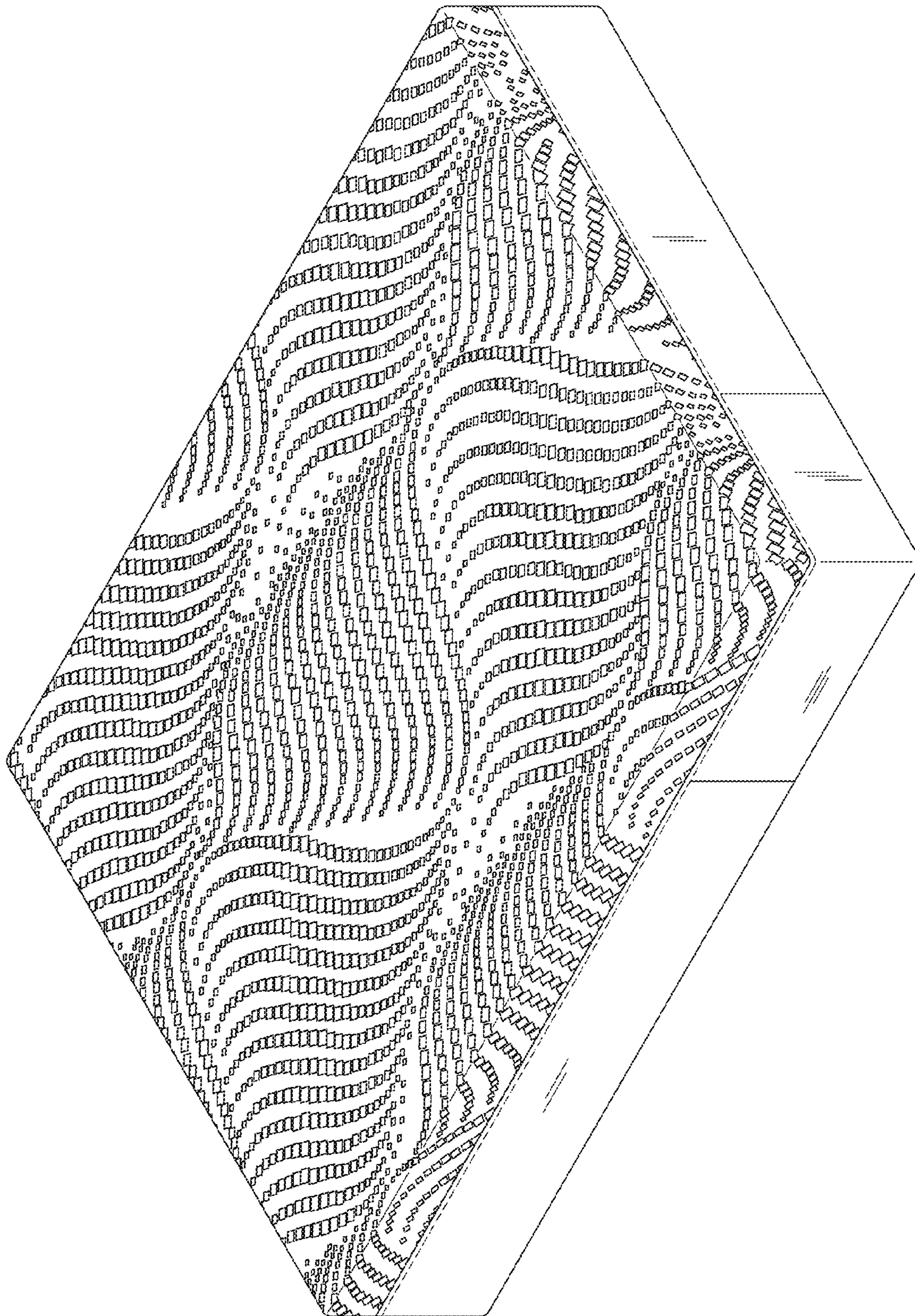


FIG. 1






FIG. 2



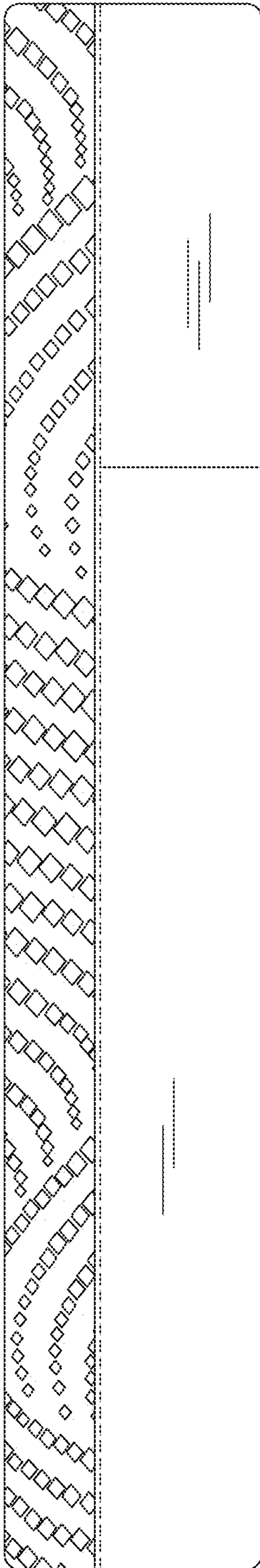


FIG. 3

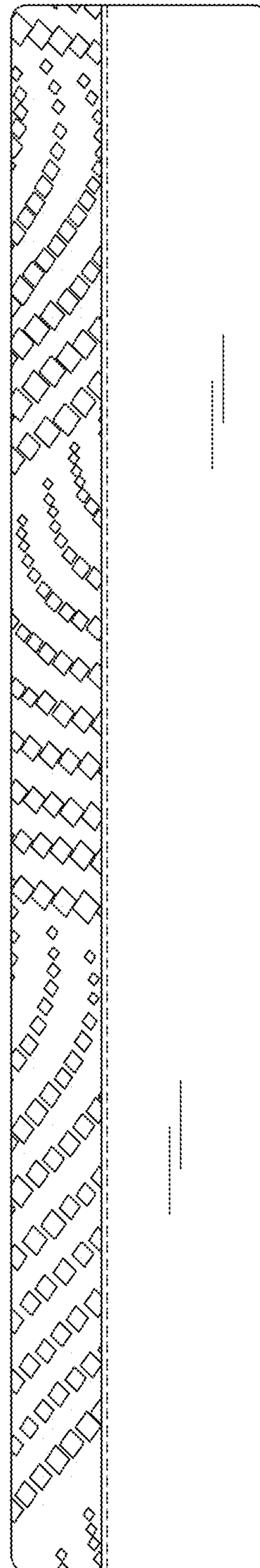


FIG. 4

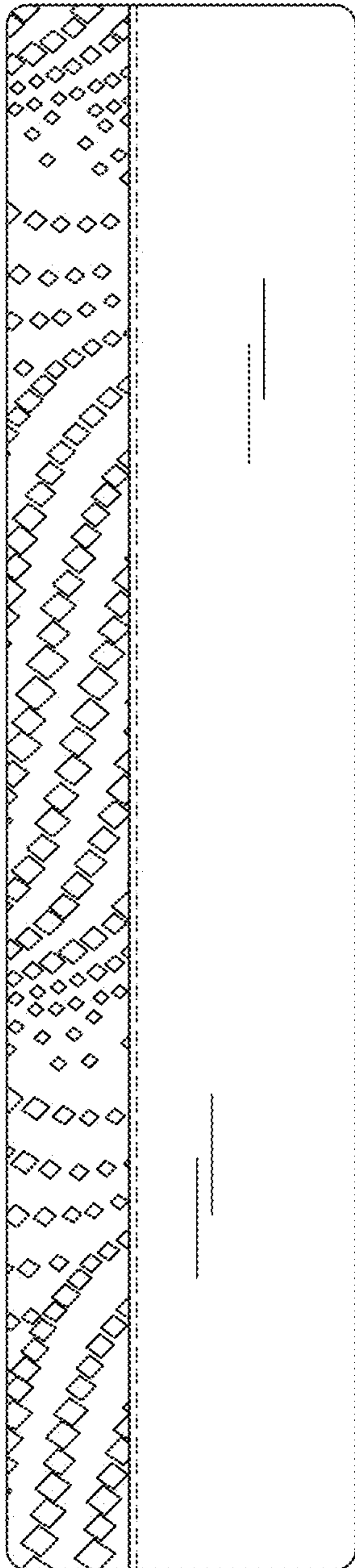


FIG. 5

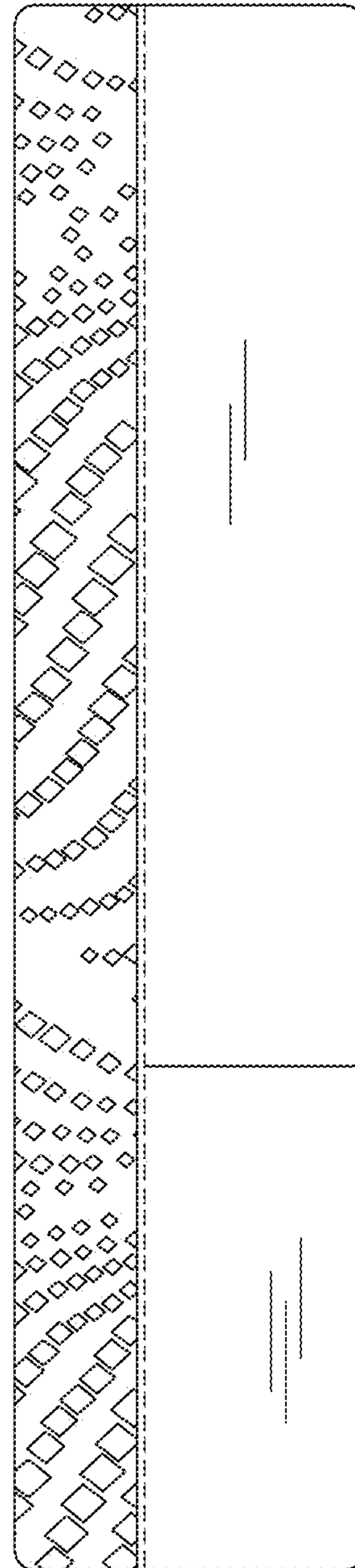


FIG. 6



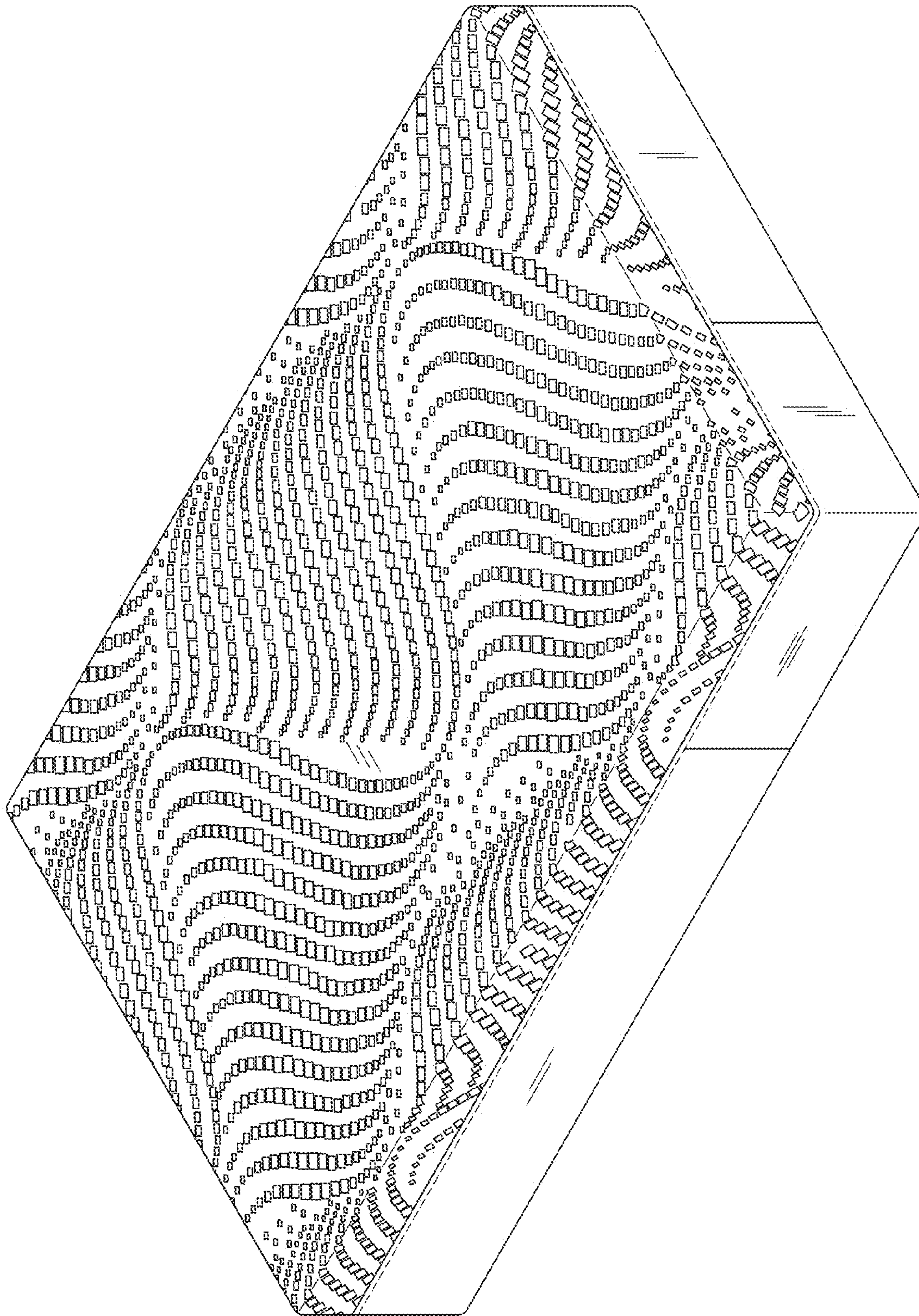


FIG. 7






FIG. 8



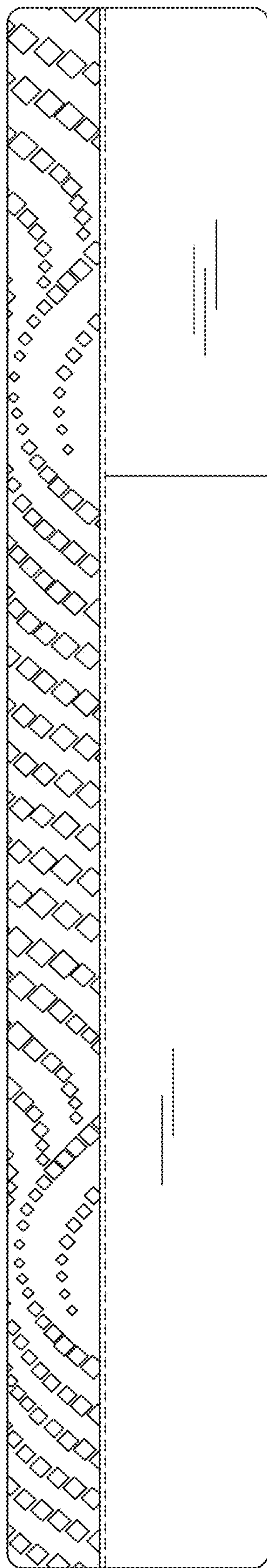


FIG. 9

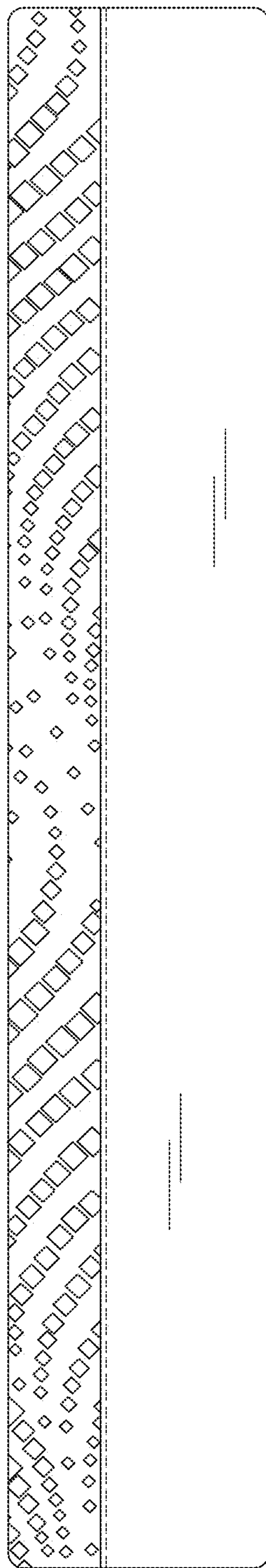


FIG. 10



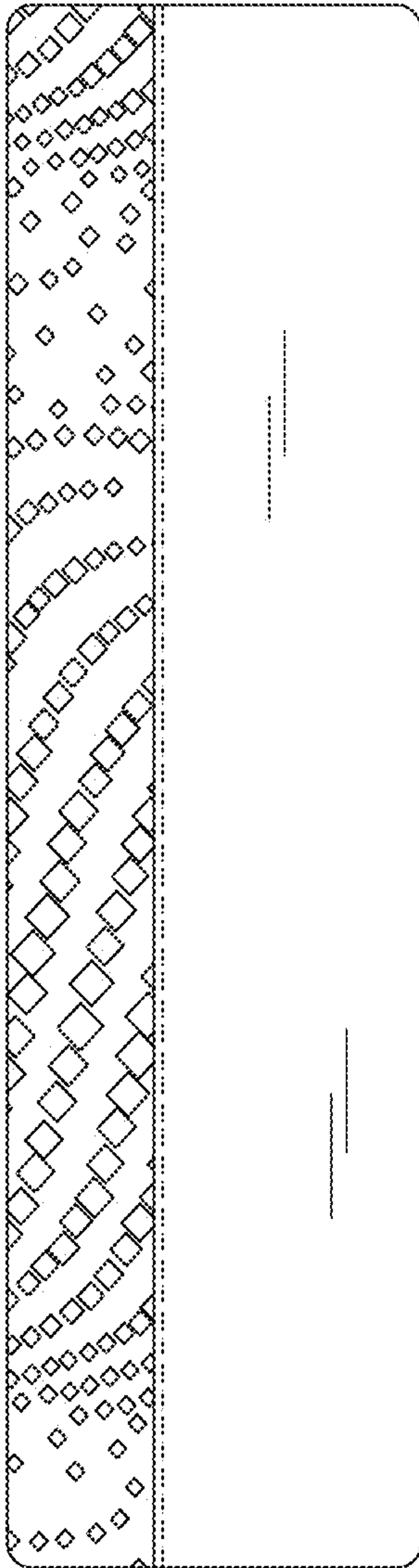


FIG. 11

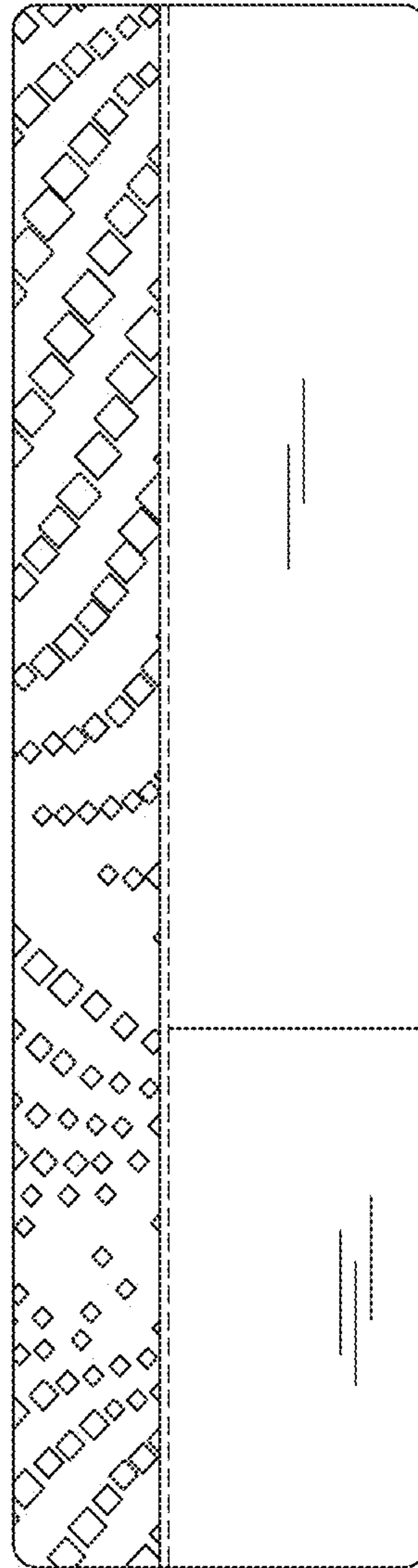


FIG. 12