



US00D968838S

(12) **United States Design Patent**
Huang

(10) **Patent No.:** **US D968,838 S**

(45) **Date of Patent:** **** Nov. 8, 2022**

(54) **FLOWER STAND**

(71) Applicant: **Liqing Huang**, Xianyou County (CN)

(72) Inventor: **Liqing Huang**, Xianyou County (CN)

(**) Term: **15 Years**

(21) Appl. No.: **29/837,140**

(22) Filed: **May 2, 2022**

(51) **LOC (13) Cl.** **06-06**

(52) **U.S. Cl.**

USPC **D6/403**; D6/405; D26/87; D26/88

(58) **Field of Classification Search**

USPC D6/382, 392, 552, 566, 567, 672,
D6/675-675.3, 675.5, 705, 707; D3/304,
D3/306; D11/143, 151, 152, 153;
D26/87, 88

CPC A47B 57/58; A47B 47/00; A47B 87/00
See application file for complete search history.

(56) **References Cited**

U.S. PATENT DOCUMENTS

3,820,201	A *	6/1974	Burckhardt	F21V 5/06 63/38
D340,674	S	10/1993	Carlson		
D367,375	S	2/1996	Vukelich, Sr.		
D403,101	S *	12/1998	Bayer	D26/85
D405,386	S	2/1999	Ross		
D523,169	S *	6/2006	Schuyler	D26/154
D568,530	S *	5/2008	Ly	D26/128
D574,545	S *	8/2008	Baldele	D26/88
D587,837	S *	3/2009	Schonbek	D26/128
D588,295	S *	3/2009	Schonbek	D26/128
D622,435	S *	8/2010	Recore	D26/128

D641,911	S *	7/2011	Gutting	D26/88
D683,886	S *	6/2013	Kim	D26/88
D717,202	S	11/2014	Thuma et al.		
D789,592	S *	6/2017	Hastings	D26/118
D843,047	S *	3/2019	Park	D26/88
D846,432	S	4/2019	Olofsson et al.		
D850,323	S	6/2019	Kaminski et al.		
D852,086	S	6/2019	Crosby		

* cited by examiner

Primary Examiner — S. Bryan Reinholdt, Jr.

(74) *Attorney, Agent, or Firm* — Xiaofang Zhong; Law Office of Xiaofang Zhong, PLLC

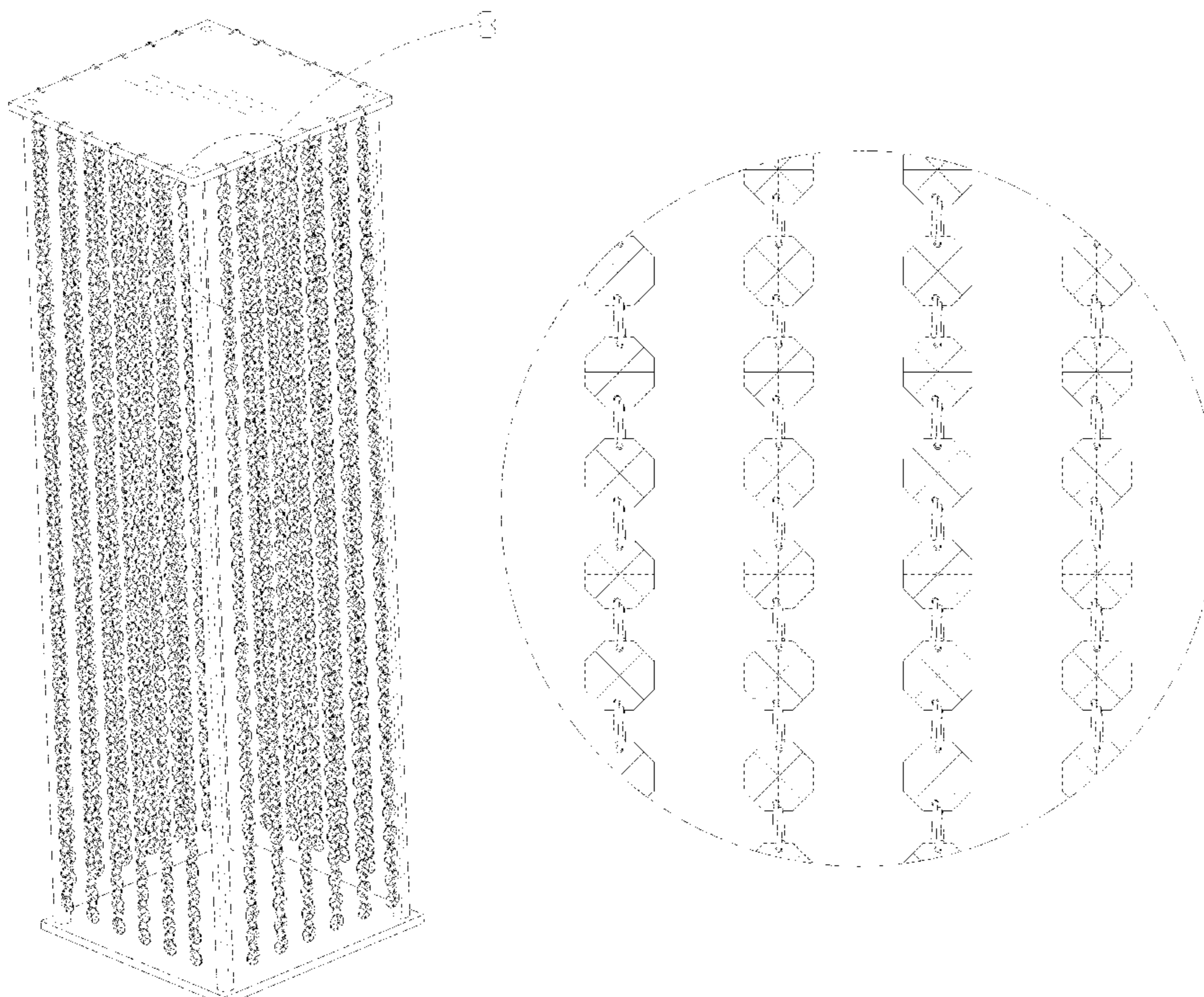
(57) **CLAIM**

The ornamental design for a flower stand, as shown and described.

DESCRIPTION

FIG. 1 is a perspective view of a flower stand showing my new design;
 FIG. 2 is a front elevational view thereof;
 FIG. 3 is a rear elevational view thereof;
 FIG. 4 is a left view thereof;
 FIG. 5 is a right view thereof;
 FIG. 6 is a top plan view thereof;
 FIG. 7 is a bottom plan view thereof;
 FIG. 8 is an enlarged view of portion 8 of FIG. 1 thereof; and,
 FIG. 9 is an enlarged view of portion 9 of FIG. 2 thereof.
 The dot-dash-dot broken lines depict the boundaries of the detail enlargements that form no part of the claimed design.

1 Claim, 9 Drawing Sheets






FIG. 1




FIG. 2




FIG. 3




FIG. 4




FIG 5




FIG.6




FIG. 7




FIG. 8

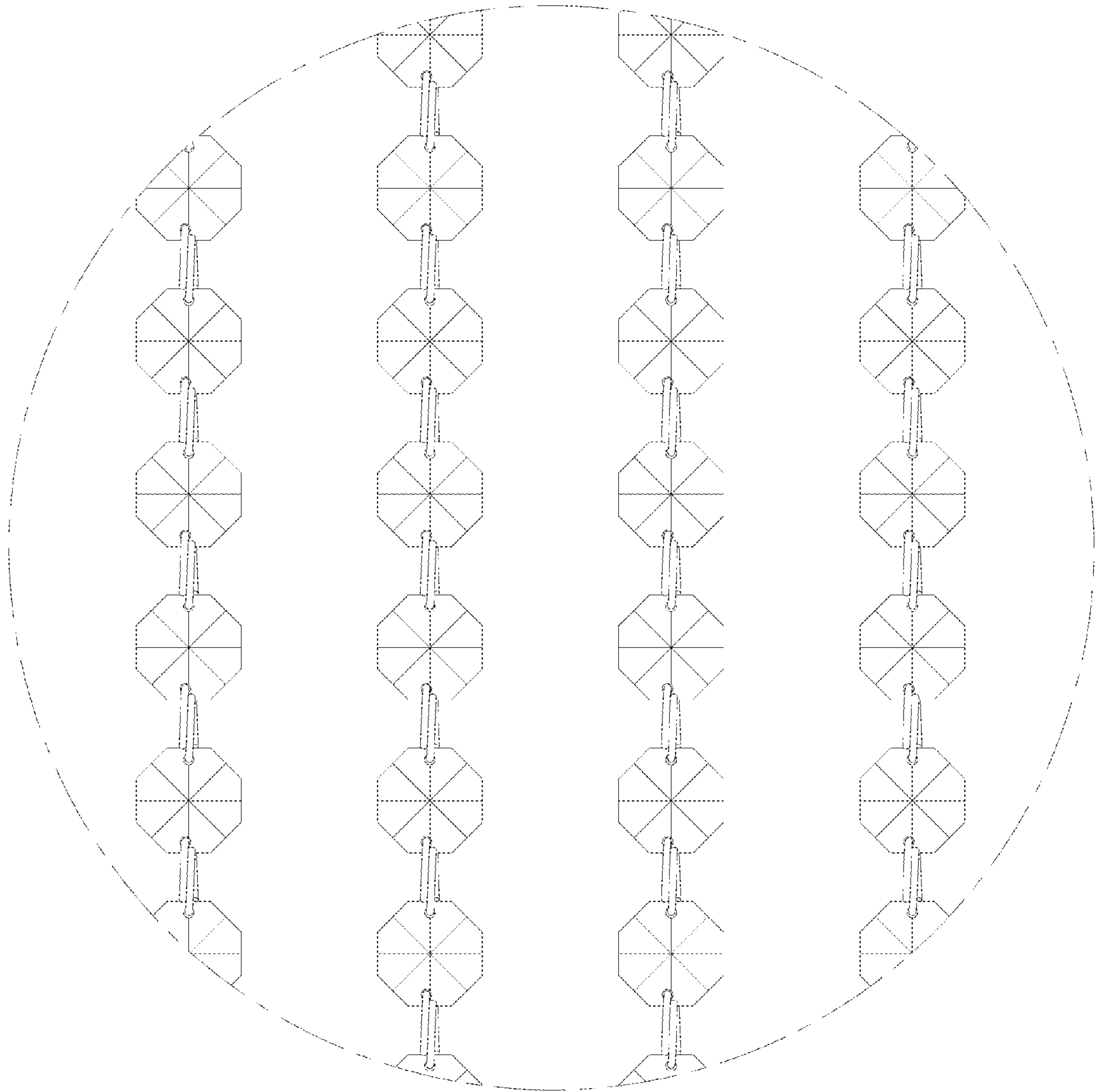


FIG. 9