



US00D968825S

(12) **United States Design Patent**  
**Harding**

(10) **Patent No.:** **US D968,825 S**

(45) **Date of Patent:** **\*\* Nov. 8, 2022**

(54) **GARMENT HANGER**

(71) Applicant: **Mainetti (UK) Ltd**, Roxburghshire  
(GB)

(72) Inventor: **Matthew Kendal Harding**, Chester  
(GB)

(73) Assignee: **MAINETTI (UK) LTD**, Roxburghshire  
(GB)

(\*\*) Term: **15 Years**

(21) Appl. No.: **29/797,635**

(22) Filed: **Jul. 1, 2021**

(30) **Foreign Application Priority Data**

Jan. 8, 2021 (GB) ..... 6112615

(51) **LOC (13) Cl.** ..... **06-08**

(52) **U.S. Cl.**  
USPC ..... **D6/318**

(58) **Field of Classification Search**  
USPC ..... D6/315-328  
CPC ..... A47G 25/26; A47G 25/28; A47G 25/30;  
A47G 25/32; A47G 25/34; A47G 25/36;  
A47G 25/38; A47G 25/442; A47G  
25/625; A47G 25/743; A47G 25/1407;  
A47G 25/1457; A47G 2025/1492; A47F  
7/18; A47F 7/19; A47F 7/22  
See application file for complete search history.

(56) **References Cited**

**U.S. PATENT DOCUMENTS**

5,071,045 A \* 12/1991 Hollis ..... A47G 25/34  
223/92  
D506,619 S \* 6/2005 Mainetti ..... D6/318

D507,418 S \* 7/2005 Mainetti ..... D6/318  
D601,355 S \* 10/2009 Jones ..... D6/318  
8,517,232 B1 \* 8/2013 Geltzer ..... A47G 25/4023  
223/94  
D759,391 S \* 6/2016 Jones ..... D6/318  
D819,984 S \* 6/2018 Muller ..... D6/319  
D839,002 S \* 1/2019 Jones ..... D6/318  
D846,893 S \* 4/2019 Clark ..... D6/318  
D932,200 S \* 10/2021 Jones ..... D6/318  
11,304,553 B2 \* 4/2022 Riedel ..... A47G 25/16  
2003/0141374 A1 \* 7/2003 Matkovich ..... B07C 5/3412  
235/487  
2015/0297011 A1 \* 10/2015 Jones ..... A47G 25/48  
223/85  
2018/0325299 A1 \* 11/2018 Clark ..... A47G 25/48

\* cited by examiner

*Primary Examiner* — Lauren R Calve

(74) *Attorney, Agent, or Firm* — The Belles Group, P.C.


(57) **CLAIM**

I claim the ornamental design for a garment hanger, as shown and described.

**DESCRIPTION**

FIG. 1 is a front perspective view of a garment hanger in accordance with the new design;  
FIG. 2 is a front view thereof;  
FIG. 3 is a rear view thereof;  
FIG. 4 is a left side view thereof;  
FIG. 5 is a right side view thereof;  
FIG. 6 is a top view thereof; and,  
FIG. 7 is a bottom view thereof.  
The claimed design is not limited to the gray color shown in the drawings.

**1 Claim, 5 Drawing Sheets**



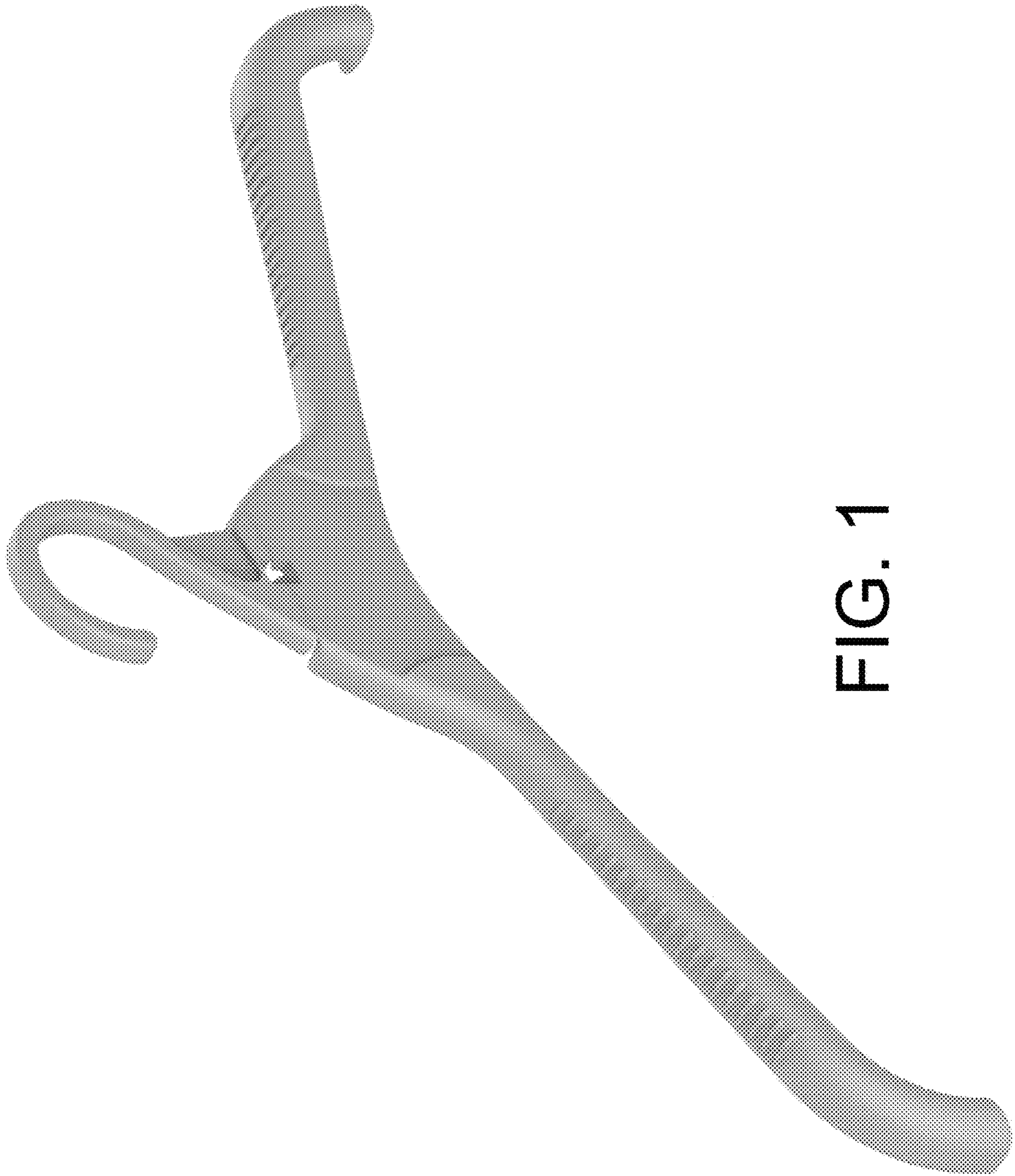


FIG. 1

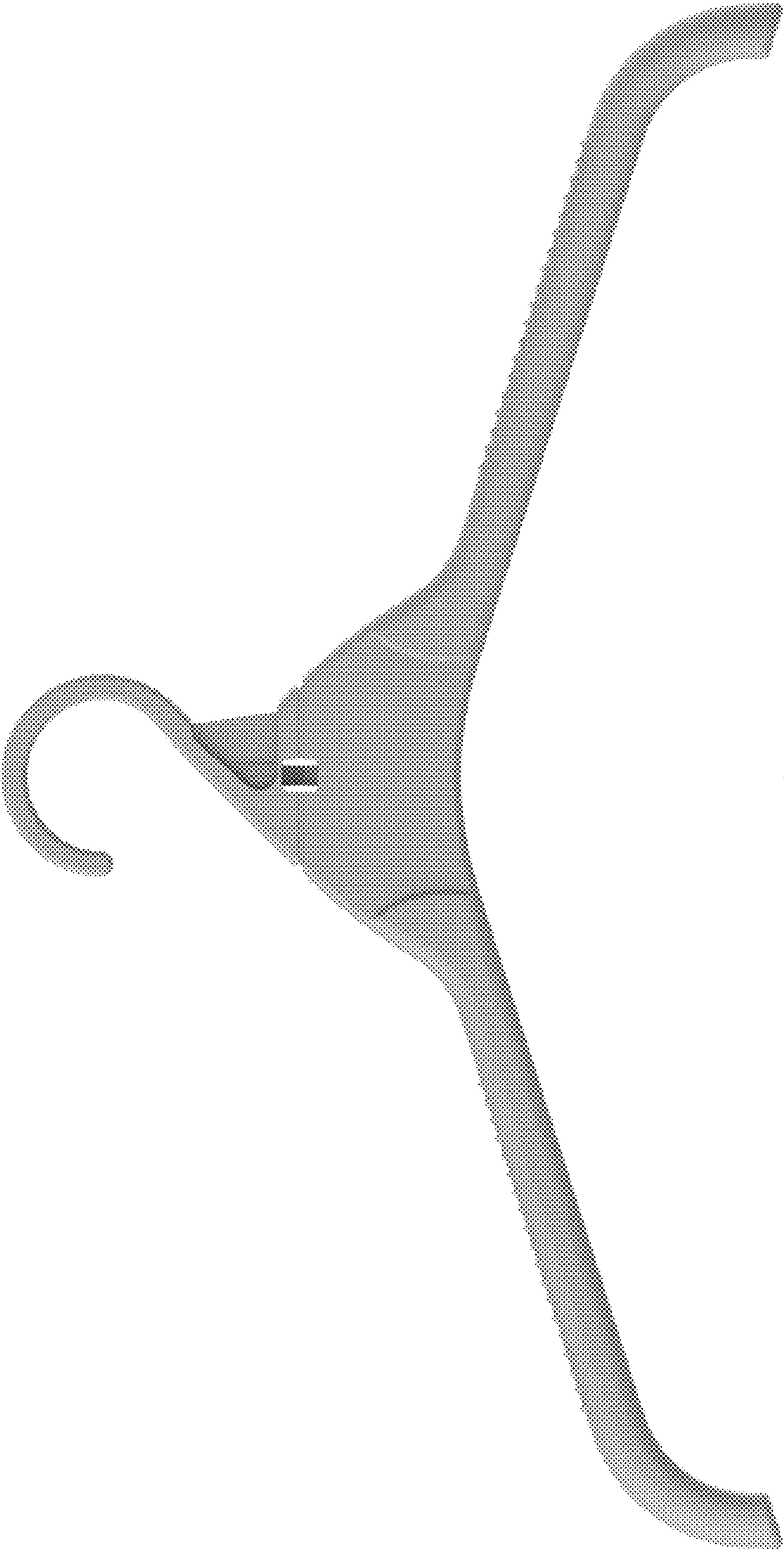


FIG. 2

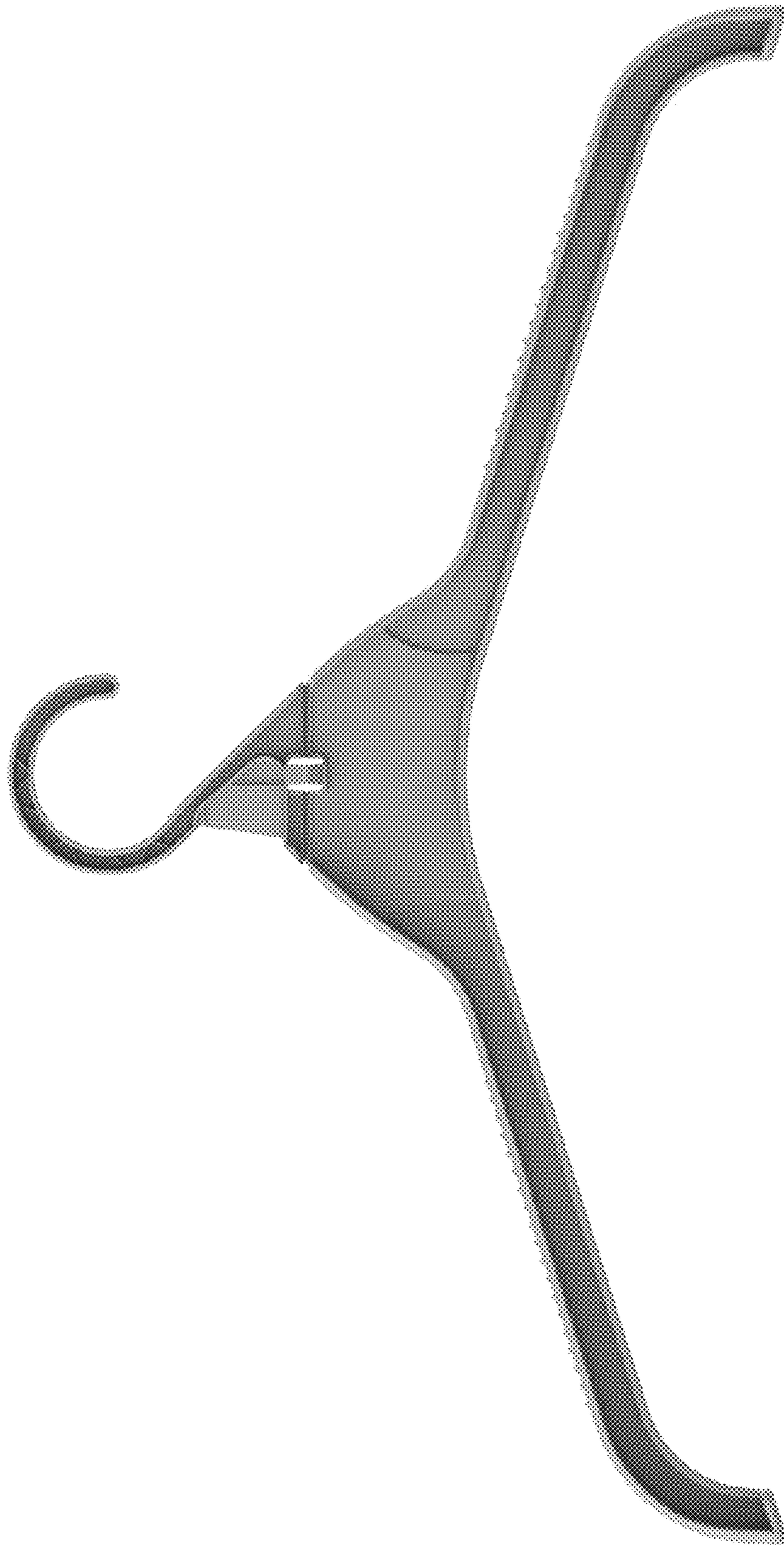


FIG. 3



FIG. 5



FIG. 4




FIG. 6




FIG. 7