



US00D968820S

(12) **United States Design Patent** (10) **Patent No.:** **US D968,820 S**
Xu (45) **Date of Patent:** **** Nov. 8, 2022**

(54) **MIRROR**

D936,373 S * 11/2021 Guo D6/300
D936,374 S * 11/2021 Guo D6/300
D936,375 S * 11/2021 Guo D6/309

(71) Applicant: **AN HUI MAO XIN HOUSEHOLD CRAFTS CO., LTD**, Suzhou (CN)

FOREIGN PATENT DOCUMENTS

(72) Inventor: **Yan Xu**, Yiwu (CN)

CN 307356302 * 5/2022

(**) Term: **15 Years**

* cited by examiner

(21) Appl. No.: **29/790,554**

Primary Examiner — Deanna L Pratt

(22) Filed: **Dec. 3, 2021**

(74) *Attorney, Agent, or Firm* — Zhihua Han

(51) **LOC (13) Cl.** **06-07**

(57) **CLAIM**

(52) **U.S. Cl.**
USPC **D6/300**

The ornamental design for a mirror, as shown and described.

(58) **Field of Classification Search**
USPC D6/300–314
CPC .. A47G 1/00; A47G 2001/002; F21V 33/004;
A45D 42/10
See application file for complete search history.

DESCRIPTION

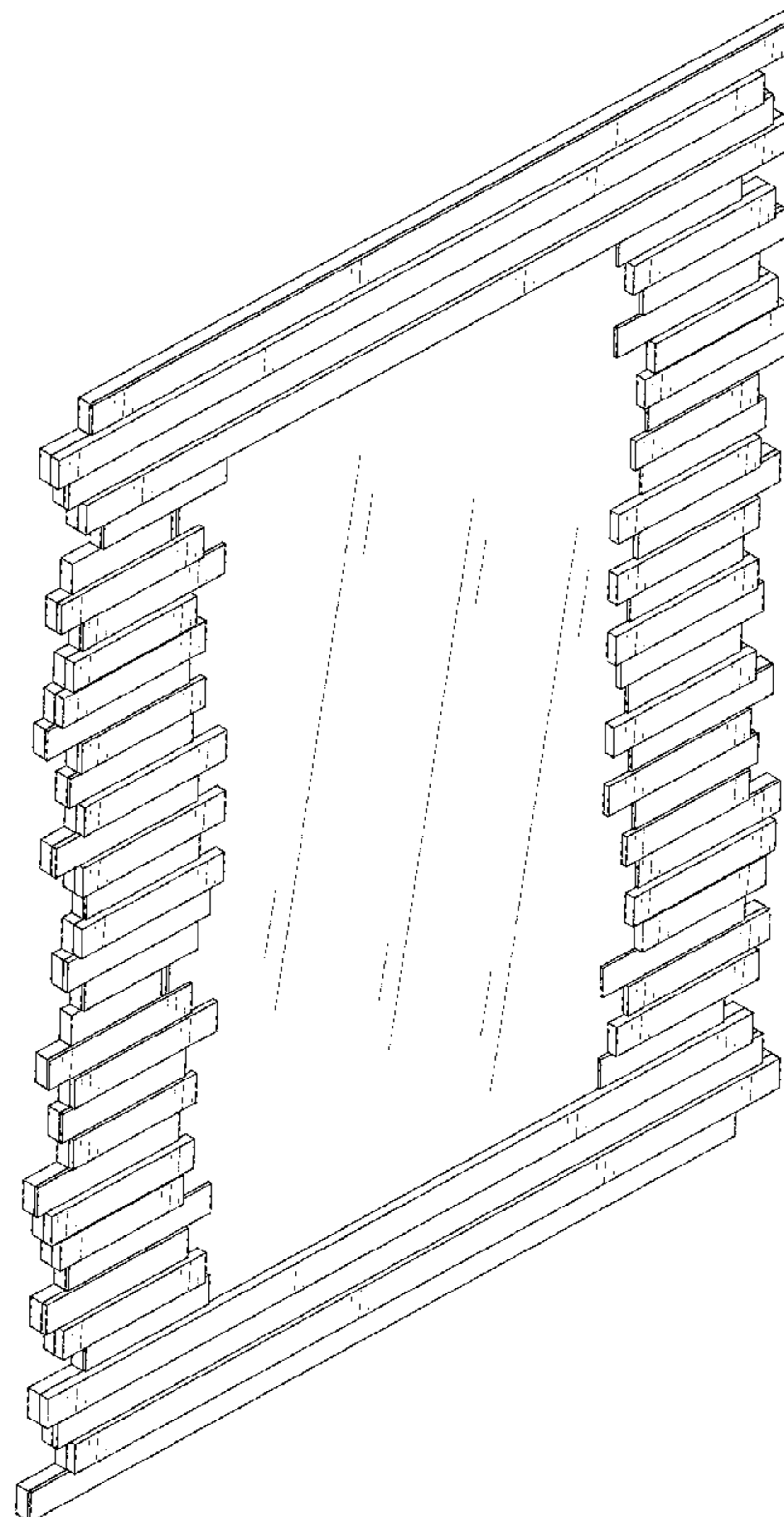
(56) **References Cited**

U.S. PATENT DOCUMENTS

D345,654 S * 4/1994 Bisconti D6/300
D364,507 S * 11/1995 Schwartz D6/300
D409,843 S * 5/1999 Chevallier D6/300
D415,356 S * 10/1999 Trombly D6/300
D728,247 S 5/2015 Hoff et al.
D728,248 S 5/2015 Medley et al.
D754,979 S 5/2016 Starck
D884,365 S * 5/2020 Guo D6/300
D930,998 S * 9/2021 Guo D6/300

FIG. 1 is a first perspective view of a mirror showing my new design;
FIG. 2 is a second perspective view thereof;
FIG. 3 is a front view thereof;
FIG. 4 is a back view thereof;
FIG. 5 is a left side view thereof;
FIG. 6 is a right side view thereof;
FIG. 7 is a top view thereof; and,
FIG. 8 is a bottom view thereof.
The broken lines shown in the drawings depict portions of the mirror in which the design is embodied that form no part of the claimed design.

1 Claim, 8 Drawing Sheets



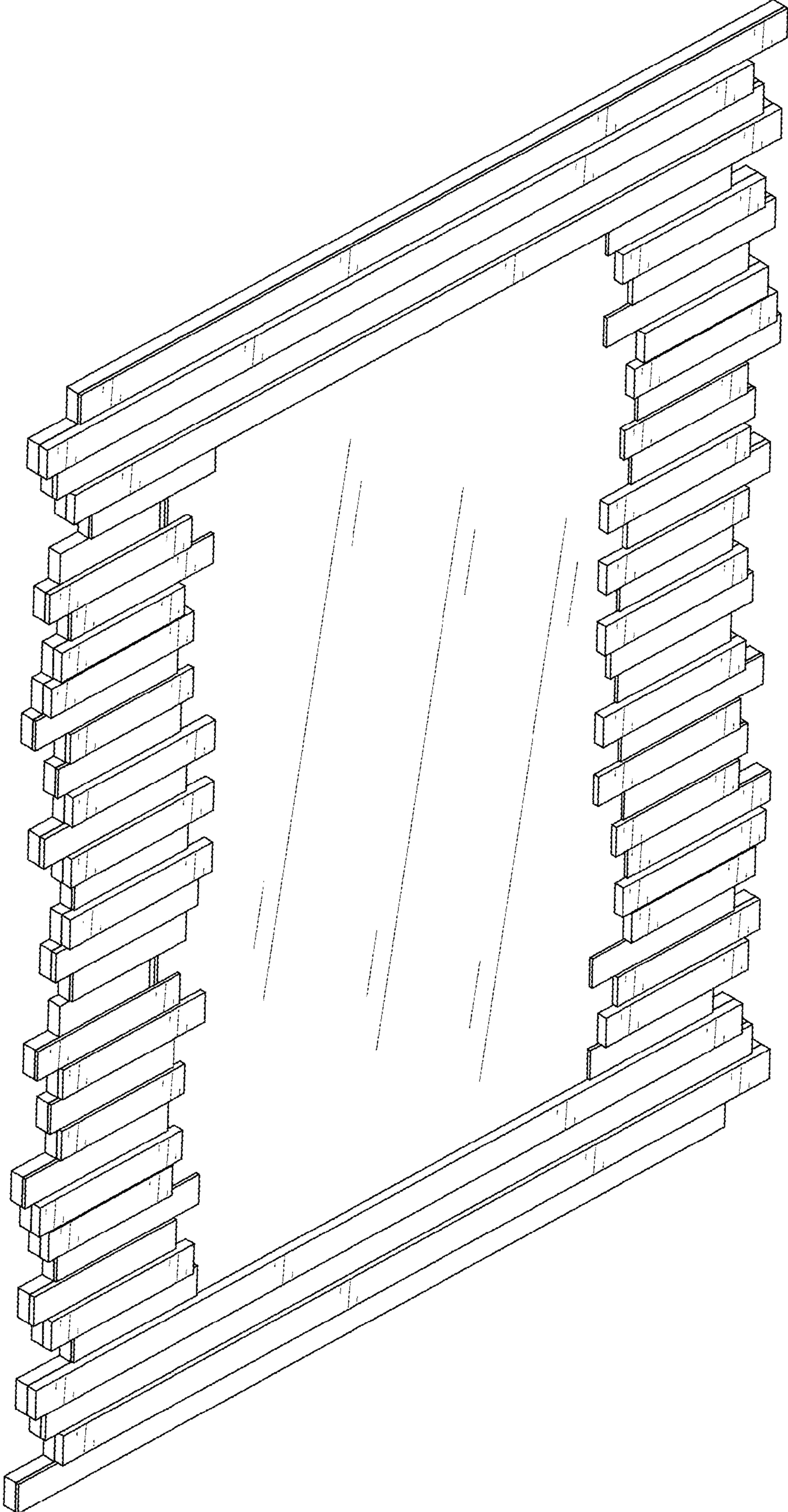


FIG. 1

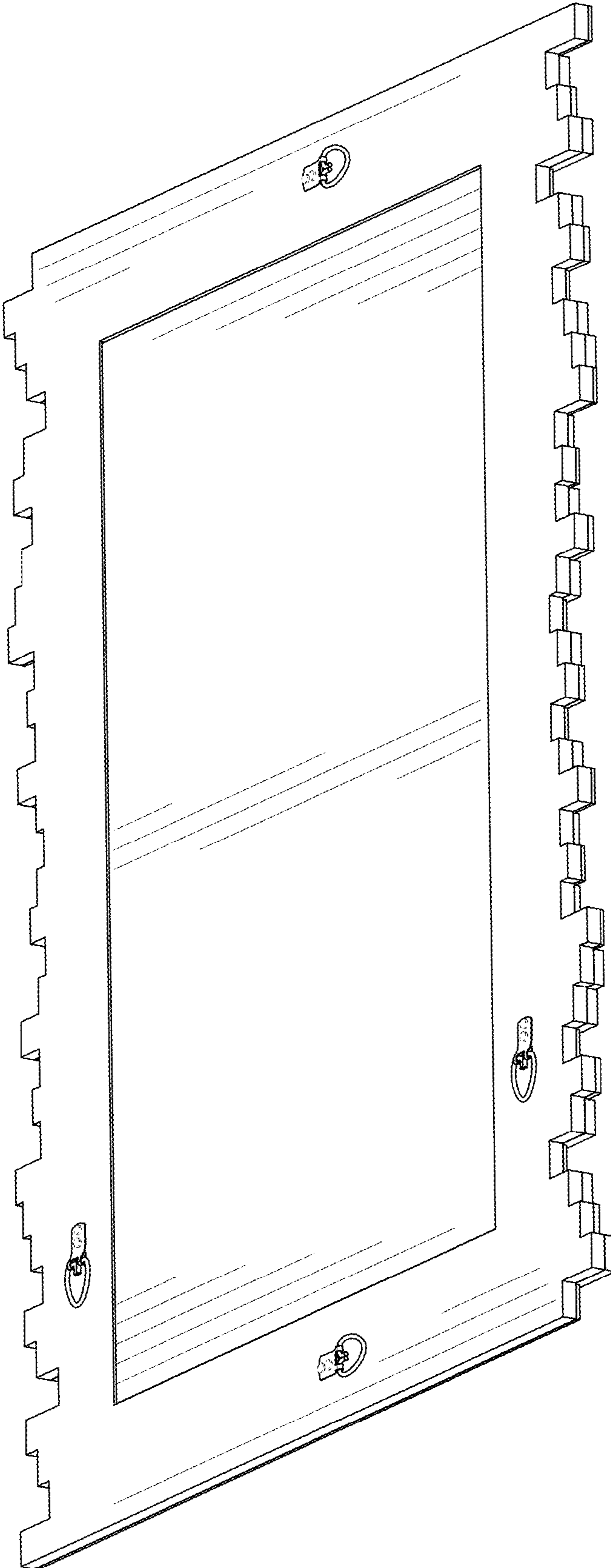


FIG. 2

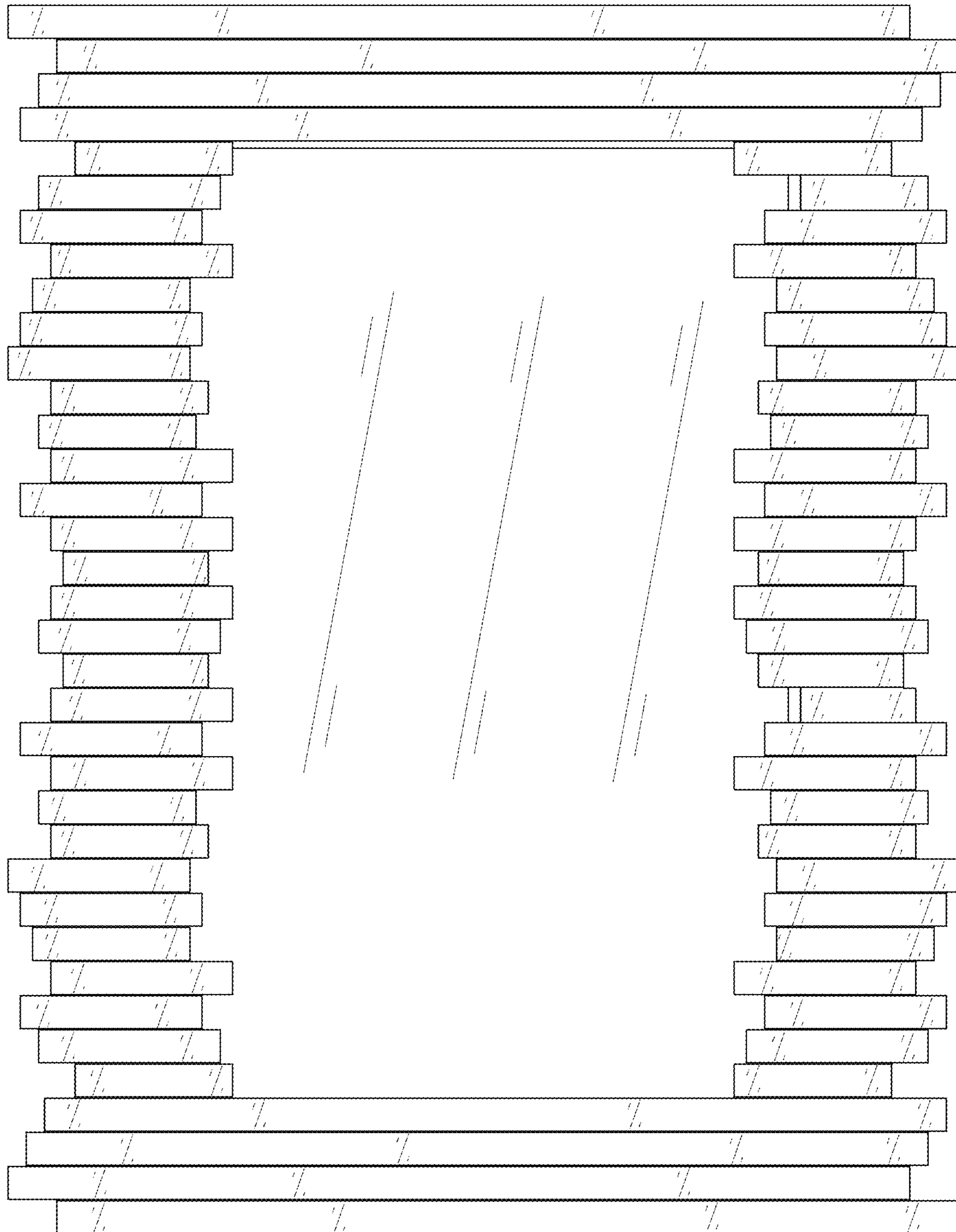


FIG. 3




FIG. 4

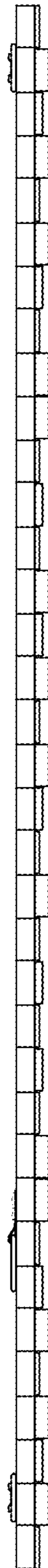


FIG. 5

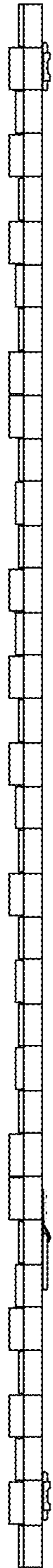


FIG. 6




FIG. 7




FIG. 8