

US00D968810S

(12) **United States Design Patent**
Ji et al.

(10) **Patent No.:** **US D968,810 S**
(45) **Date of Patent:** **** Nov. 8, 2022**

(54) **ELECTRIC TOOTHBRUSH**

FOREIGN PATENT DOCUMENTS

(71) Applicant: **Thumbs Up Innovations Technology Co., Ltd.**, Zhuhai (CN)

CN 304739820 * 7/2018
GB 9008127385-0001 * 8/2020

(72) Inventors: **Yiying Ji**, Zhuhai (CN); **Yubin Li**, Zhuhai (CN); **Yuqiang Zhao**, Zhuhai (CN); **Xiu Zou**, Zhuhai (CN); **Zhidong Wang**, Zhuhai (CN); **Jiacheng Huang**, Zhuhai (CN); **Lilin Xu**, Zhuhai (CN)

OTHER PUBLICATIONS

Fairywill FW P80 electric toothbrush by Thumbs Up Innovations Technology Co., Ltd. [on-line]. [Original publication date unknown.] [Retrieved from the Internet Jul. 2, 2022.] URL: <https://www.alibaba.com/product-detail/Fairywill-FW-P80-Fairy-Will-Oral_1600260793543.html?spm=a2700.shop_plgr.41413.1457b37c116PAuAK> (Year: 2022).
Video of Fairywill FW P80 electric toothbrush by Thumbs Up Innovations Technology Co., Ltd. [on-line]. [Original publication date unknown.] [Retrieved from the Internet Jul. 2, 2022.] URL: <https://www.alibaba.com/product-detail/Fairywill-FW-P80-Fairy-Will-Oral_1600260793543.html?spm=a2700.shop_plgr.41413.1457b37c116PAuAK> (Year: 2022).*

(73) Assignee: **Thumbs Up Innovations Technology Co., Ltd.**, Zhuhai (CN)

(**) Term: **15 Years**

(21) Appl. No.: **29/754,550**

(22) Filed: **Oct. 12, 2020**

(30) **Foreign Application Priority Data**

Jun. 16, 2020 (CN) 202030307384.8

(51) **LOC (13) Cl.** **28-03**

(52) **U.S. Cl.**
USPC **D4/101**

(58) **Field of Classification Search**
USPC D4/101, 104, 105, 106, 107, 108, 109, D4/110, 111, 112, 113
CPC A46B 9/04; A46B 2200/1066
See application file for complete search history.

* cited by examiner

Primary Examiner — Karen E Eldridge Powers
(74) *Attorney, Agent, or Firm* — ScienBiziP, P.C.

(57) **CLAIM**

The ornamental design for an electric toothbrush, as shown and described.

DESCRIPTION

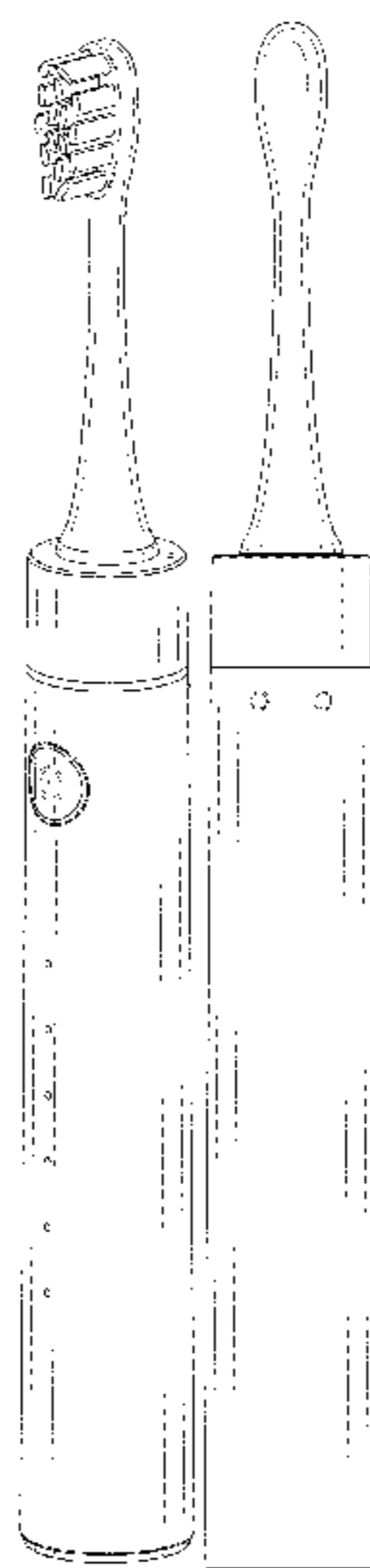
FIG. 1 is a front, top and right side perspective view of an electric toothbrush, showing my design; FIG. 2 is a front elevation view thereof. FIG. 3 is a rear elevation view thereof. FIG. 4 is a left side elevation thereof. FIG. 5 is a right side elevation thereof. FIG. 6 is a top plan view thereof; and, FIG. 7 is a bottom plan view thereof. The broken lines illustrate portions of the electric toothbrush that form no part of the claimed design.

(56) **References Cited**

U.S. PATENT DOCUMENTS

D696,024 S	*	12/2013	Shigeno	D4/101
D780,456 S	*	3/2017	Shigeno	D4/101
D861,351 S	*	10/2019	Albay	D4/101
D864,575 S	*	10/2019	Meng	D4/101
D919,301 S	*	5/2021	Zhao	D4/101
D930,364 S	*	9/2021	Qiu	D4/101
D947,539 S	*	4/2022	Zhao	D4/101
D951,650 S	*	5/2022	Peng	D4/101
2016/0095681 A1	*	4/2016	Weinstein	A61C 19/066 15/22.1

1 Claim, 6 Drawing Sheets



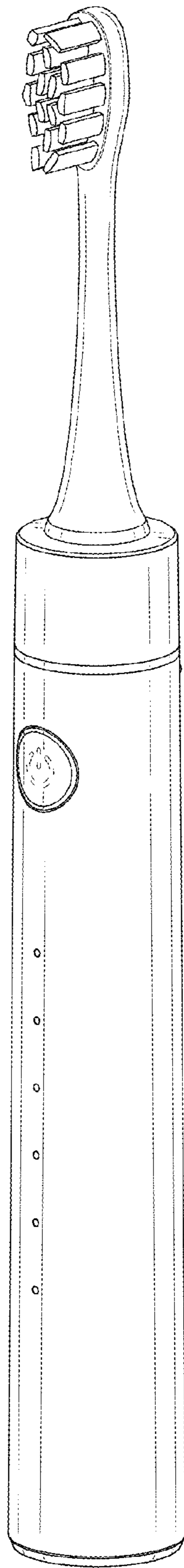


FIG. 1

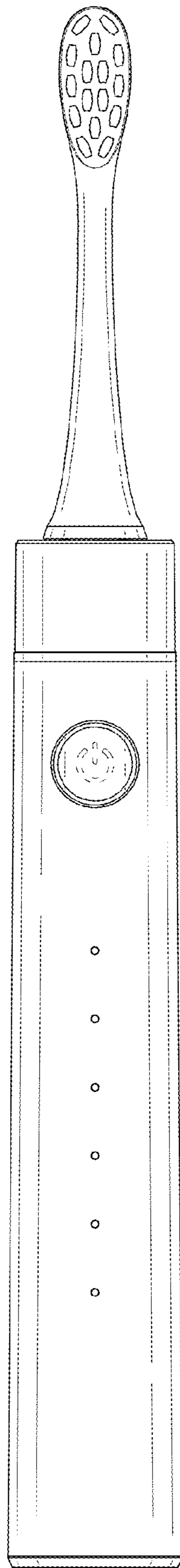


FIG. 2

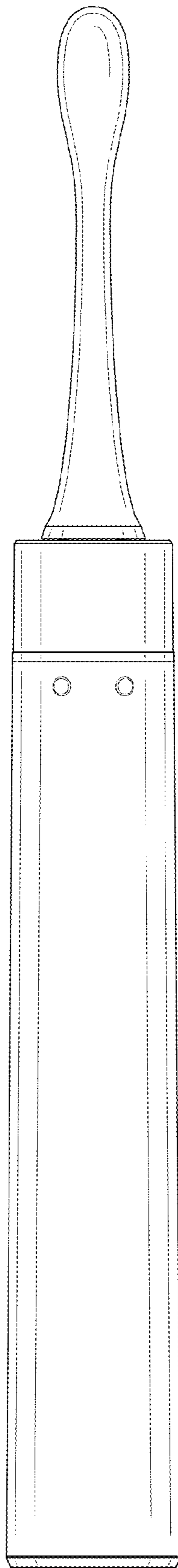


FIG. 3




FIG.4




FIG. 5

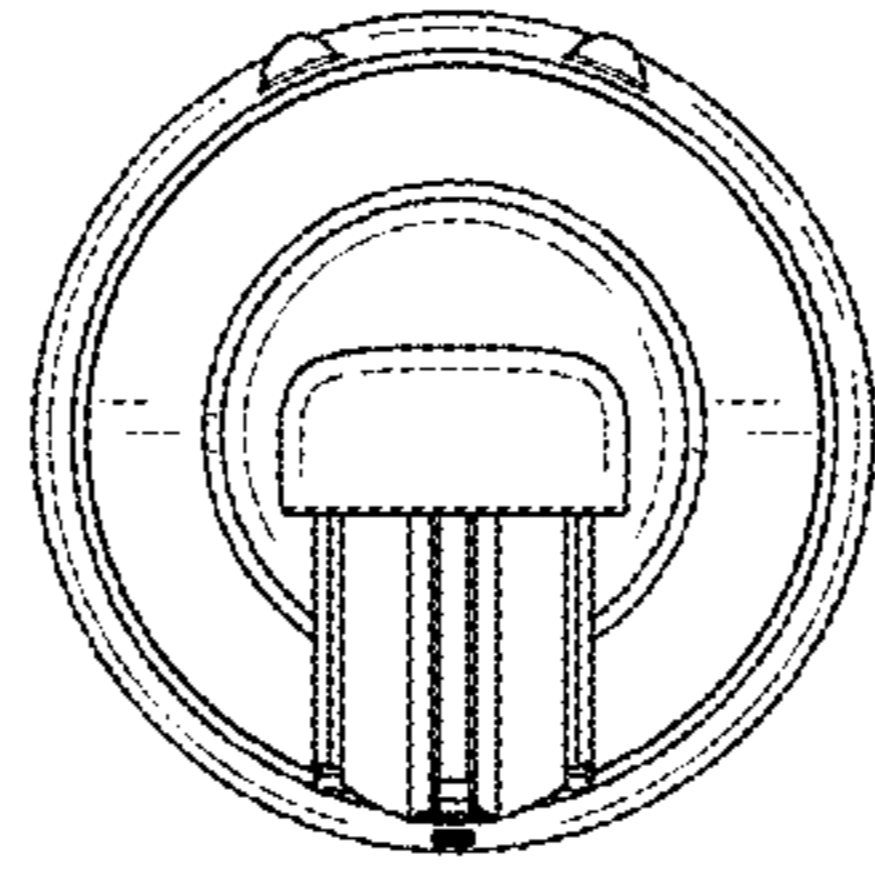


FIG. 6

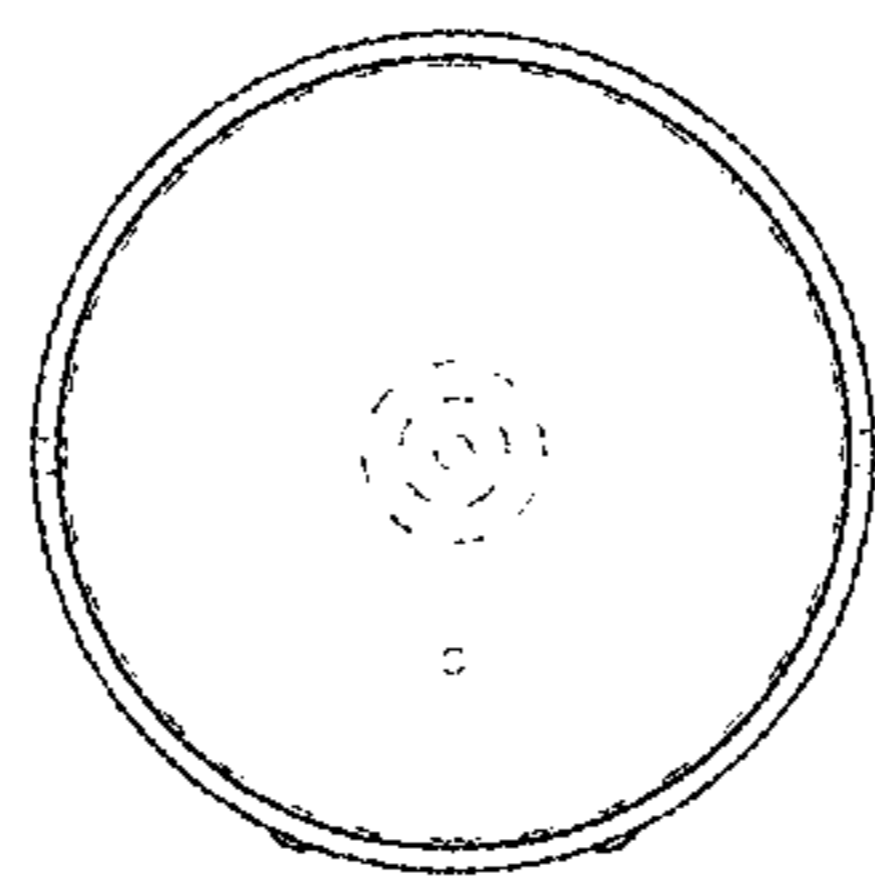


FIG. 7