



US00D968755S

(12) **United States Design Patent** (10) **Patent No.:** **US D968,755 S**
Xu (45) **Date of Patent:** **** Nov. 8, 2022**

(54) **MULTI WAY BEACH SARONG**

(71) Applicant: **Liuying Xu**, Ji'an (CN)

(72) Inventor: **Liuying Xu**, Ji'an (CN)

(**) Term: **15 Years**

(21) Appl. No.: **29/816,048**

(22) Filed: **Nov. 18, 2021**

(51) **LOC (13) Cl.** **02-02**

(52) **U.S. Cl.**
USPC **D2/728; D2/796**

(58) **Field of Classification Search**
USPC D6/608; D2/500-502, 724, 796, 823,
D2/826, 832, 851, 840, 860, 999, 728
(Continued)

(56) **References Cited**

U.S. PATENT DOCUMENTS

5,467,478 A * 11/1995 Slaughter A41B 15/00
63/15
5,983,393 A * 11/1999 Walton A41C 3/0007
2/69

(Continued)

OTHER PUBLICATIONS

1 World Sarongs Wood Engraved Sarong Tie, posted Jan. 12, 2010 [online], (retrieved Jul. 12, 2022). Retrieved from the internet, <https://www.amazon.com/World-Sarongs-Wood-Engraved-Sarong/dp/B01EXQRN92?th=1> (Year: 2010).*

(Continued)

Primary Examiner — Kevin K Rudzinski

Assistant Examiner — J. Thorn, Sr.

(74) *Attorney, Agent, or Firm* — ScienBiziP, P.C.

(57) **CLAIM**

The ornamental design for a multi way beach sarong, as shown and described.

DESCRIPTION

FIG. 1 is a front, right, and top perspective view of a multi way beach sarong, showing my design.

FIG. 2 is a front elevation view thereof.

FIG. 3 is a rear elevation view thereof.

FIG. 4 is a left side elevation view thereof.

FIG. 5 is a right side elevation view thereof.

FIG. 6 is a top plan view thereof.

FIG. 7 is a bottom plan view thereof.

FIG. 8 is a partial enlarged view of an area labeled 8 in FIG. 1 comprising a fixed ring.

FIG. 9 is a perspective view of the multi way beach sarong of the present disclosure shown in an environment of use thereof.

FIG. 10 is a perspective view of the multi way beach sarong of the present disclosure shown in an environment of use thereof.

FIG. 11 is a perspective view of the multi way beach sarong of the present disclosure shown in an environment of use thereof.

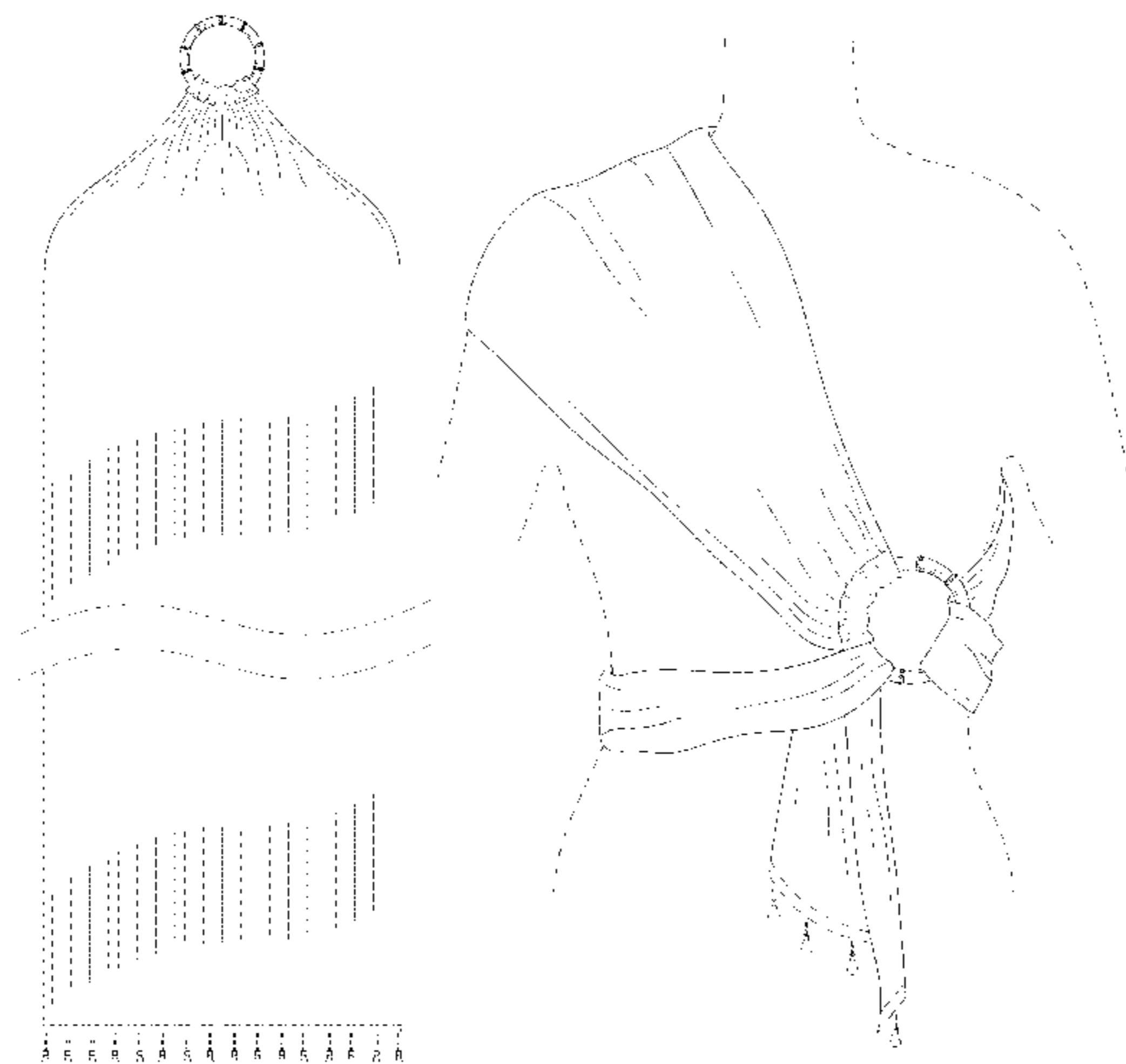
FIG. 12 is a perspective view of the multi way beach sarong of the present disclosure shown in an environment of use thereof.

FIG. 13 is a perspective view of the multi way beach sarong of the present disclosure shown in an environment of use thereof; and,

FIG. 14 is a perspective view of the multi way beach sarong of the present disclosure shown in an environment of use thereof.

The broken lines shown in the drawings depict portions of the multi way beach sarong that forms no part of the claimed invention. The broken lines shown in FIGS. 9-14 showing the human figure and mannequin depict environment and form no part of the claimed design. The line-dash line broken lines in the drawings represent the boundaries of the claim and form no part of the claimed design.

1 Claim, 14 Drawing Sheets



(58) **Field of Classification Search**

CPC A41D 13/04; A41D 1/14
See application file for complete search history.

(56) **References Cited**

U.S. PATENT DOCUMENTS

D431,892 S * 10/2000 Maratta D2/501
D432,758 S * 10/2000 Harris D2/826
D478,408 S * 8/2003 Nettles D2/861
D548,930 S * 8/2007 Gratkowski D2/796
D592,830 S * 5/2009 Whiteside D2/823
D707,062 S * 6/2014 Fraioli D3/233
D707,470 S * 6/2014 George D6/608
D886,407 S 6/2020 Kurtz et al.
D892,455 S 8/2020 Johnson
D906,015 S * 12/2020 Varrasso D6/608
D945,117 S * 3/2022 Moody D2/728
2022/0172638 A1 * 6/2022 Aharonson G10H 1/0016
2022/0180767 A1 * 6/2022 Aharonson G10L 25/90

OTHER PUBLICATIONS

Tie-Dye Pareo in Dreamsicle, reviewed Aug. 31, 2019 [online],
(retrieved Jul. 12, 2022). Retrieved from the internet, https://aloha-collection.com/products/tie-dye-pareo-dreamsicle?currency=USD&utm_medium=cpc&utm_source=google&utm_campaign=Google (Year: 2019).*

* cited by examiner

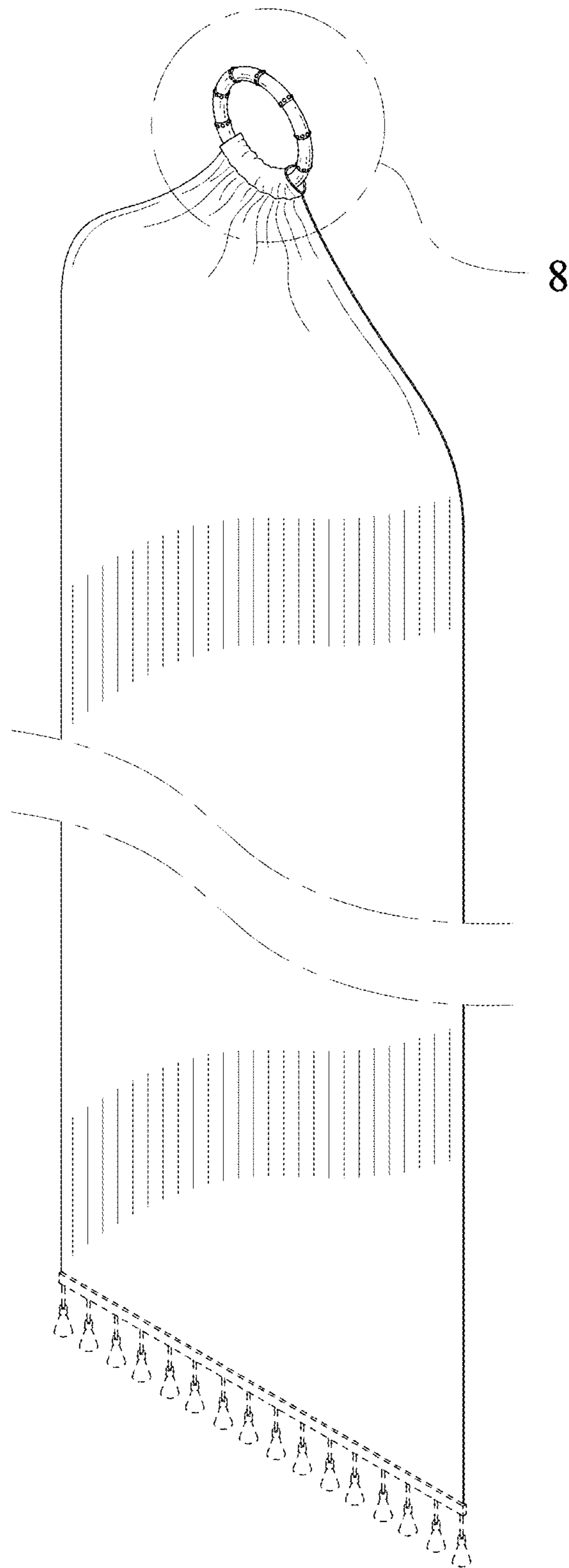


FIG. 1

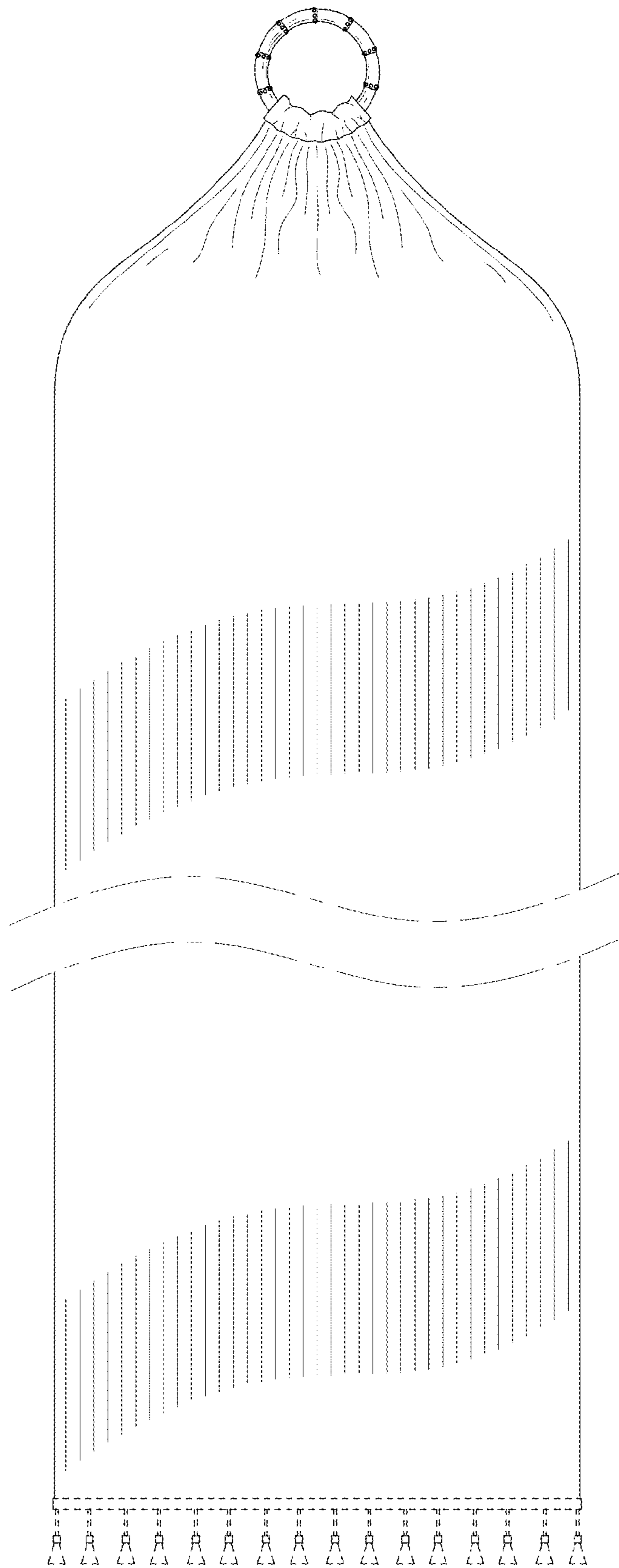


FIG. 2

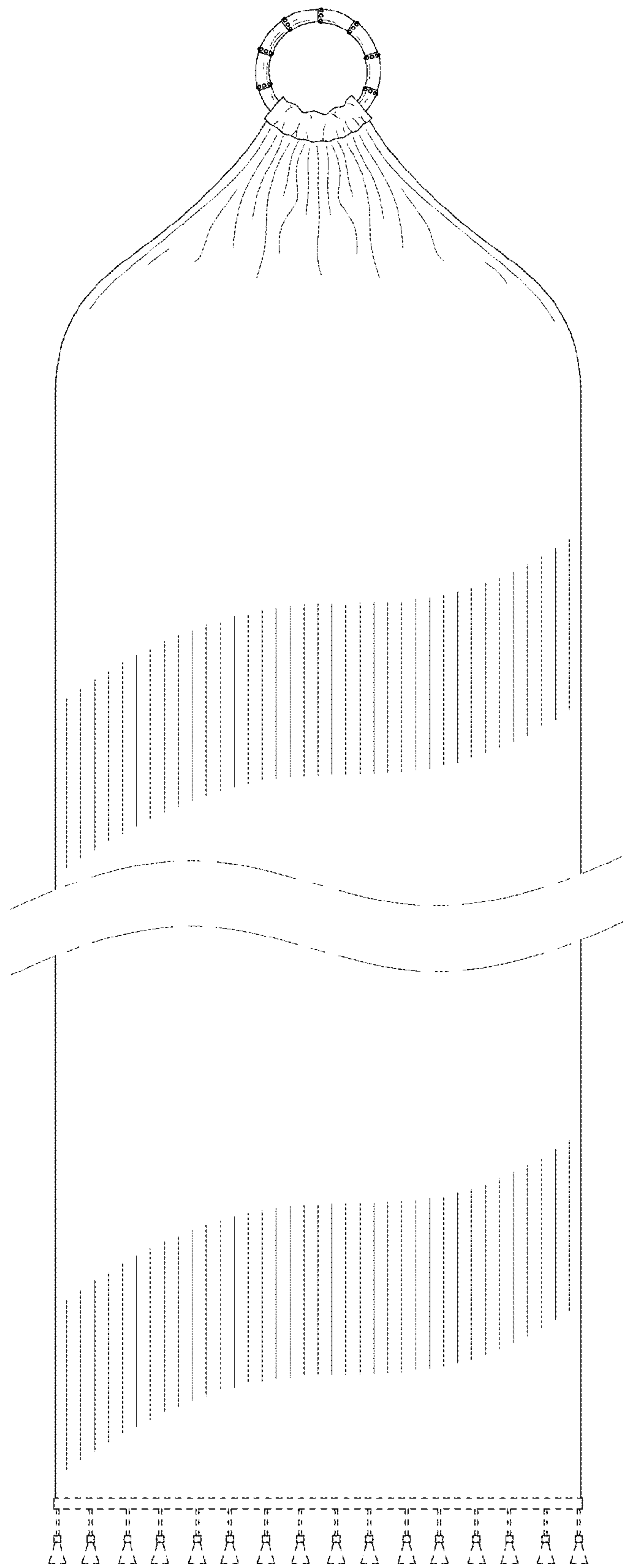


FIG. 3

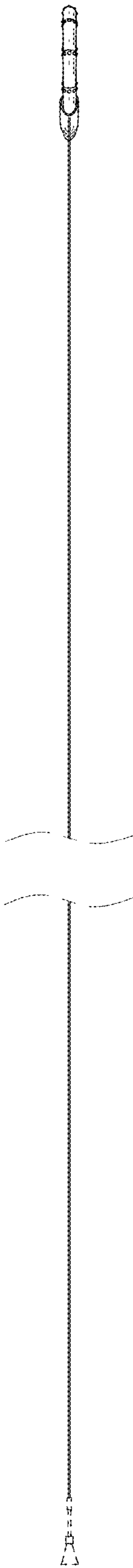


FIG. 4

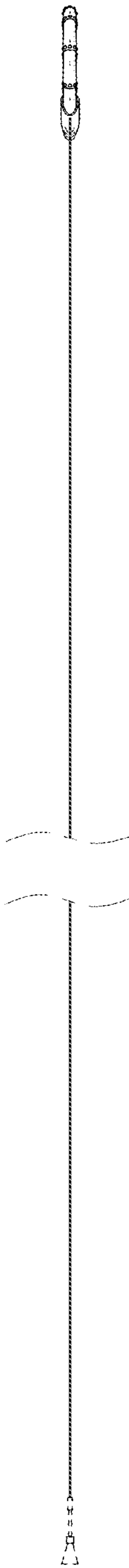


FIG. 5

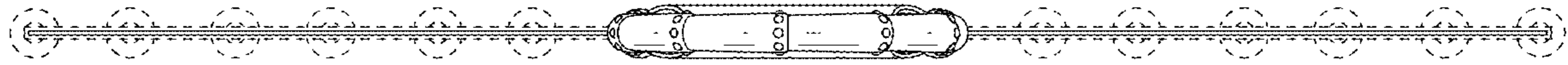


FIG. 6

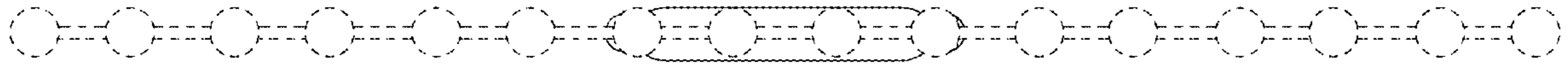


FIG. 7

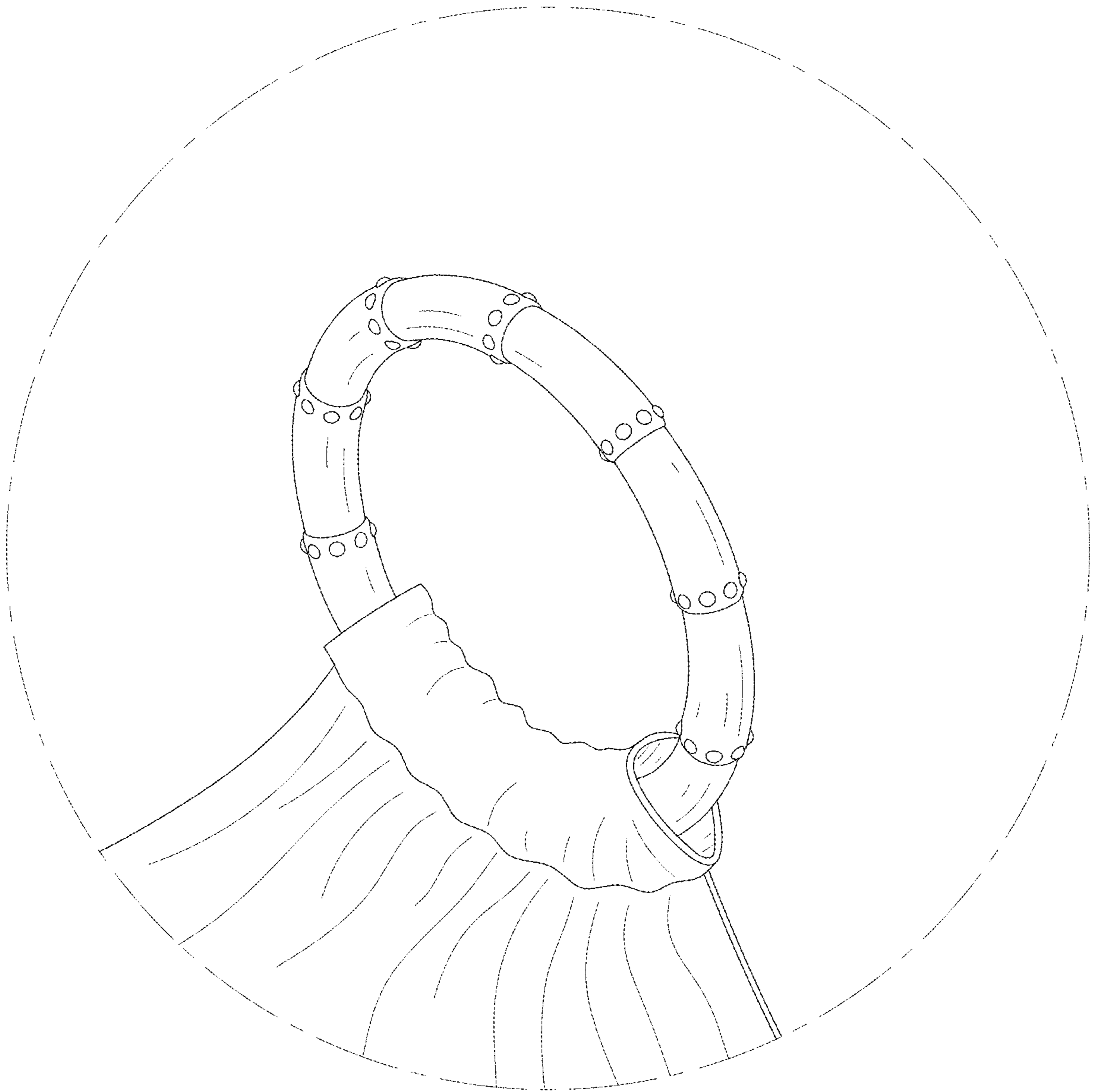


FIG. 8

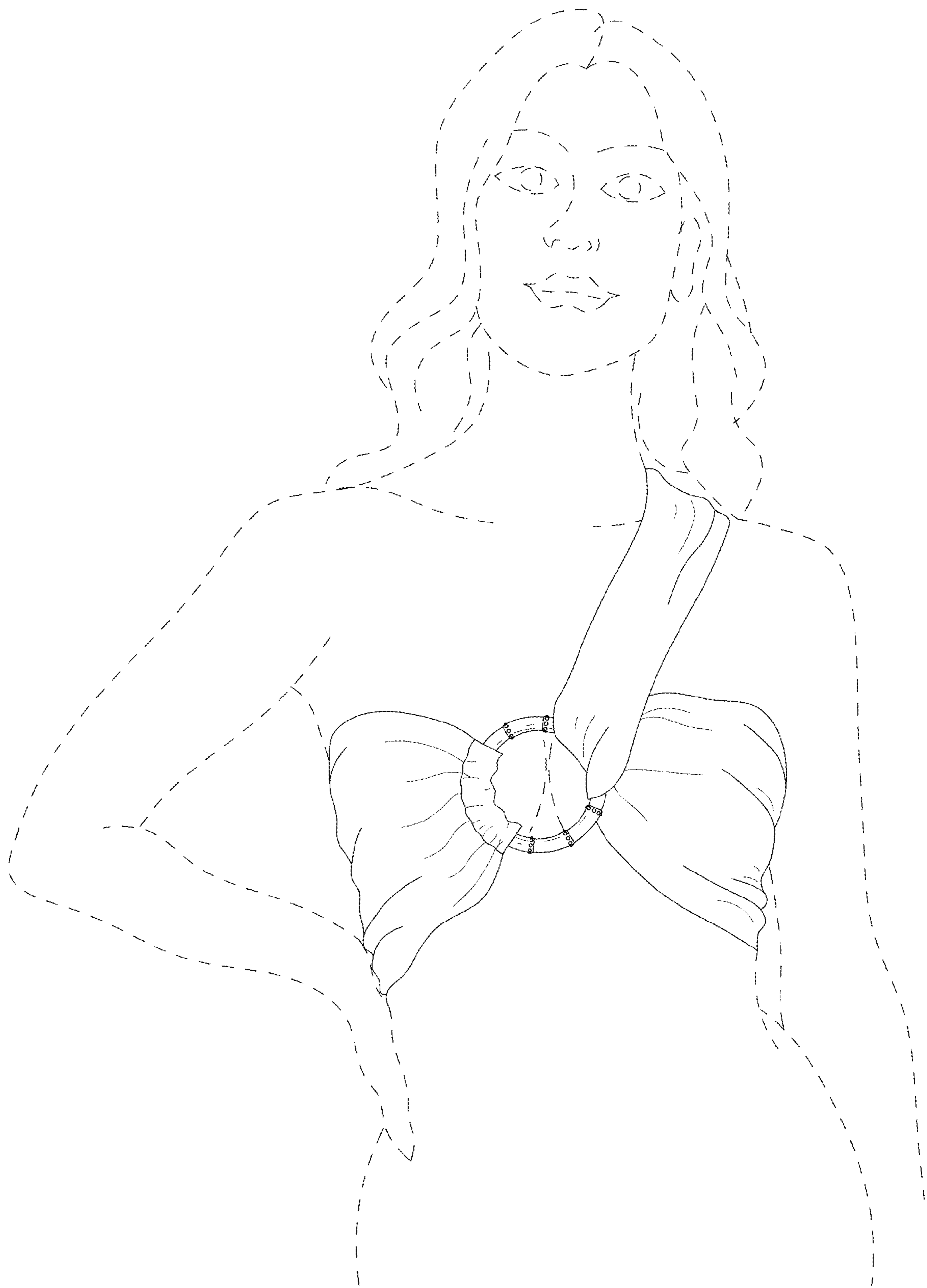


FIG. 9

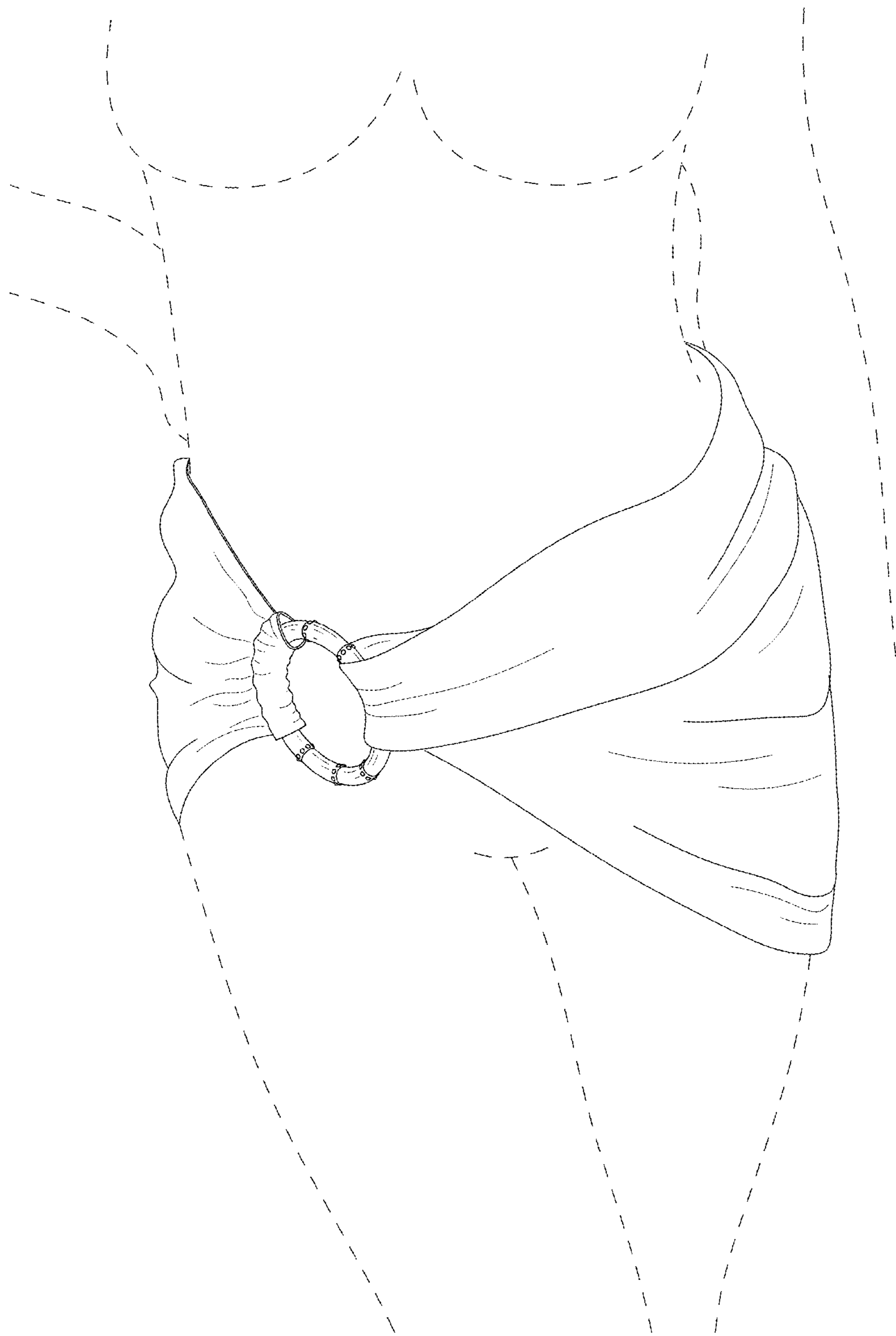


FIG. 10

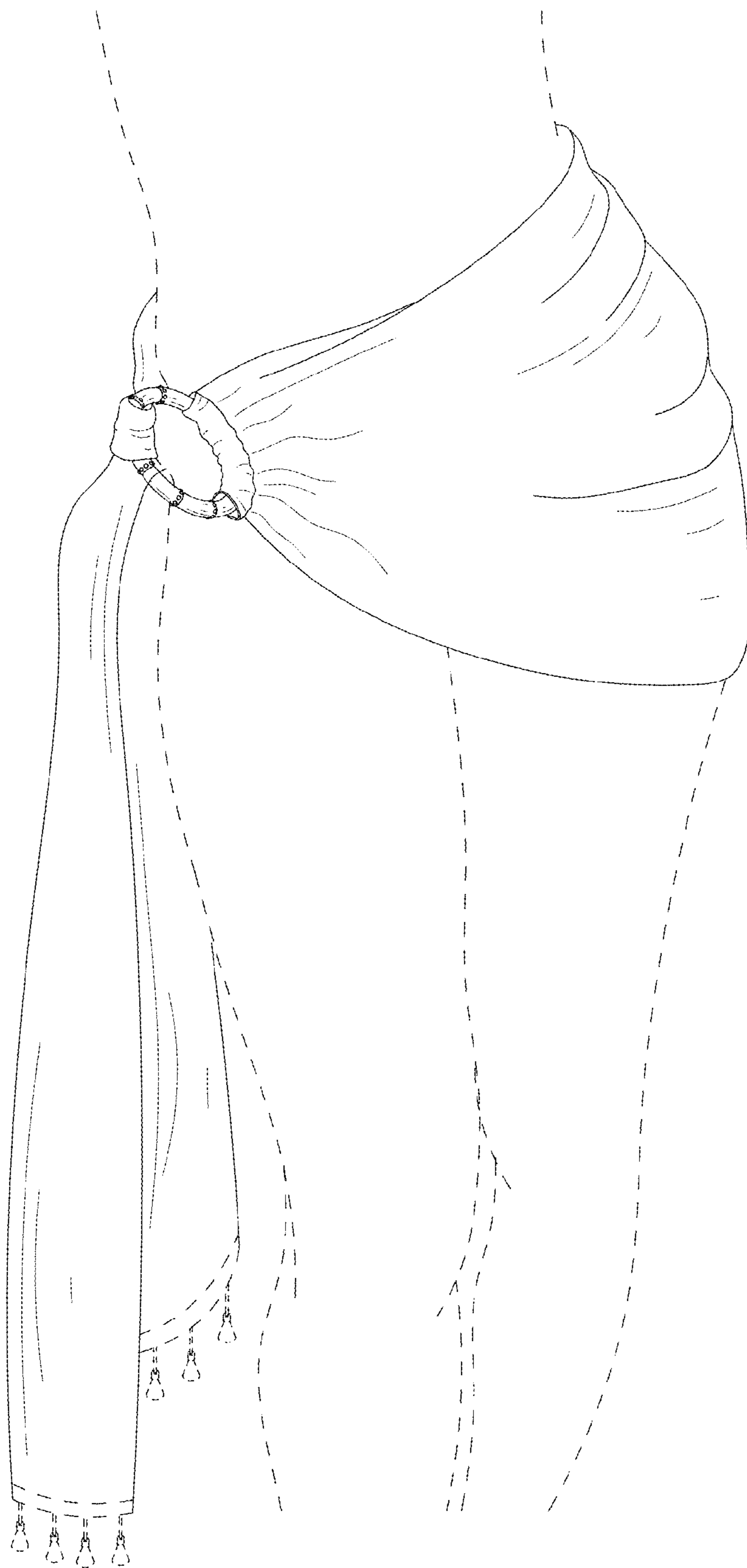


FIG. 11




FIG. 12




FIG. 13

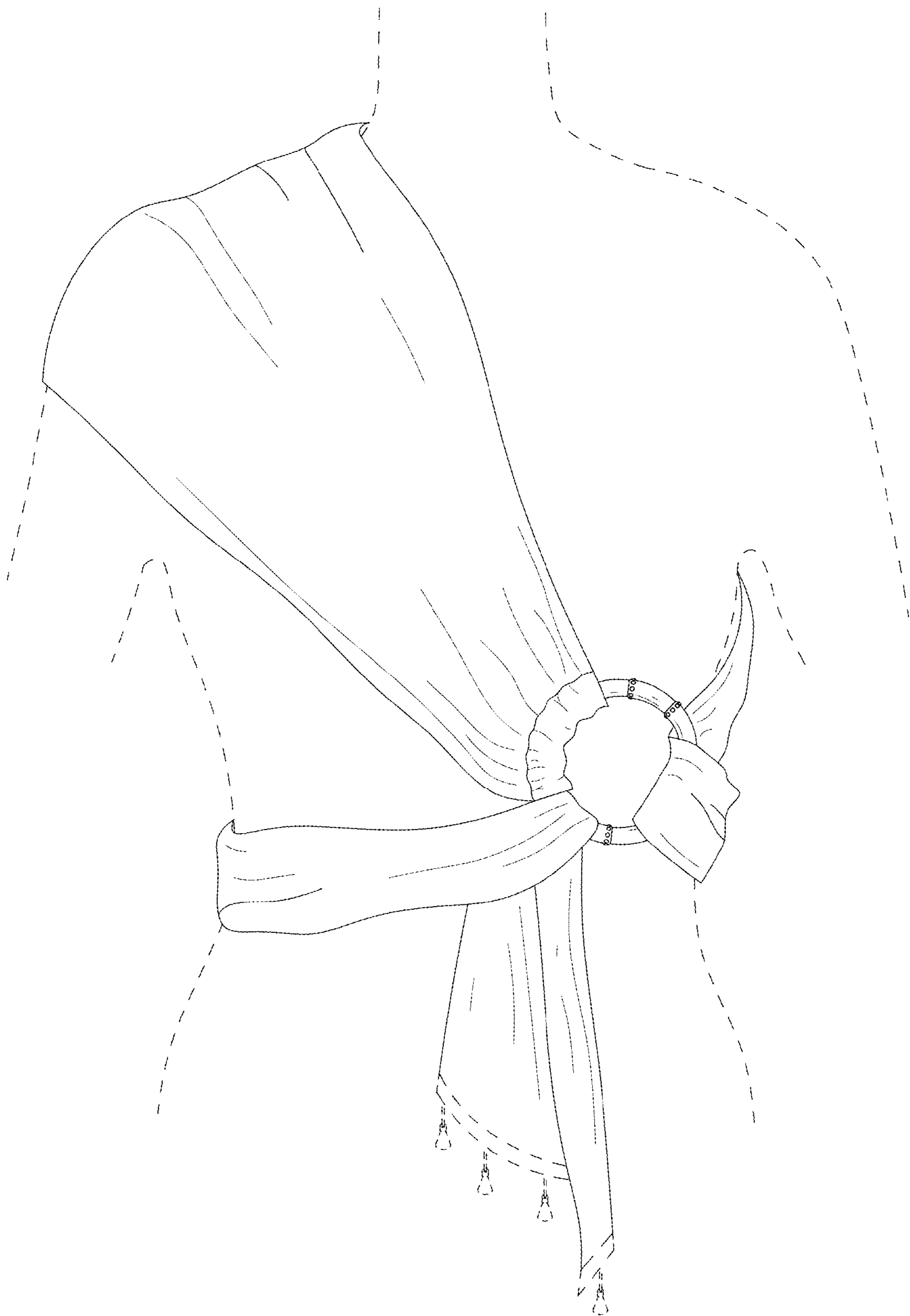


FIG. 14