



US00D968753S

(12) **United States Design Patent**
Klarberg et al.

(10) **Patent No.:** **US D968,753 S**

(45) **Date of Patent:** **** Nov. 8, 2022**

(54) **SLEEVED ARMBAND WITH POCKETS FOR MEDICAL NECESSITIES**

(71) Applicant: **REZQBAND, LLC**, Boca Raton, FL (US)

(72) Inventors: **Mollie Klarberg**, Fort Lauderdale, FL (US); **Douglas Laurance Klarberg**, Boca Raton, FL (US); **Murray Rosenbaum**, Boca Raton, FL (US)

(**) Term: **15 Years**

(21) Appl. No.: **29/773,920**

(22) Filed: **Mar. 12, 2021**

(51) **LOC (13) Cl.** **02-02**

(52) **U.S. Cl.**
USPC **D2/717**

(58) **Field of Classification Search**
USPC D2/610, 717, 724, 823, 826, 850, 858
CPC A41D 27/10
See application file for complete search history.

(56) **References Cited**

U.S. PATENT DOCUMENTS

711,976	A *	10/1902	Jones	A41D 13/04	2/51
1,501,066	A *	7/1924	Rutherford	A41F 3/02	2/48
1,632,873	A *	6/1927	Bliss	A41D 13/04	2/48
1,708,144	A *	4/1929	Martin	A41D 17/00	2/61
D80,474	S *	2/1930	Baker		2/48
D259,220	S *	5/1981	Small	D2/858	
D269,816	S *	7/1983	Meier	A41D 17/00	D24/190
4,856,112	A *	8/1989	Effie	A41D 13/08	D2/612
D393,138	S *	4/1998	Frey	D2/610	

D442,765	S *	5/2001	Newman	D2/610	
D632,874	S *	2/2011	Stephanis	D2/858	
9,149,073	B1 *	10/2015	Hirshberg	A41D 27/205	
D866,918	S *	11/2019	Wheeler	A41D 27/205	D2/610

(Continued)

Primary Examiner — Kevin K Rudzinski

Assistant Examiner — Amber J Rabie

(74) *Attorney, Agent, or Firm* — Roberts C. Kain; Scott D. Smiley

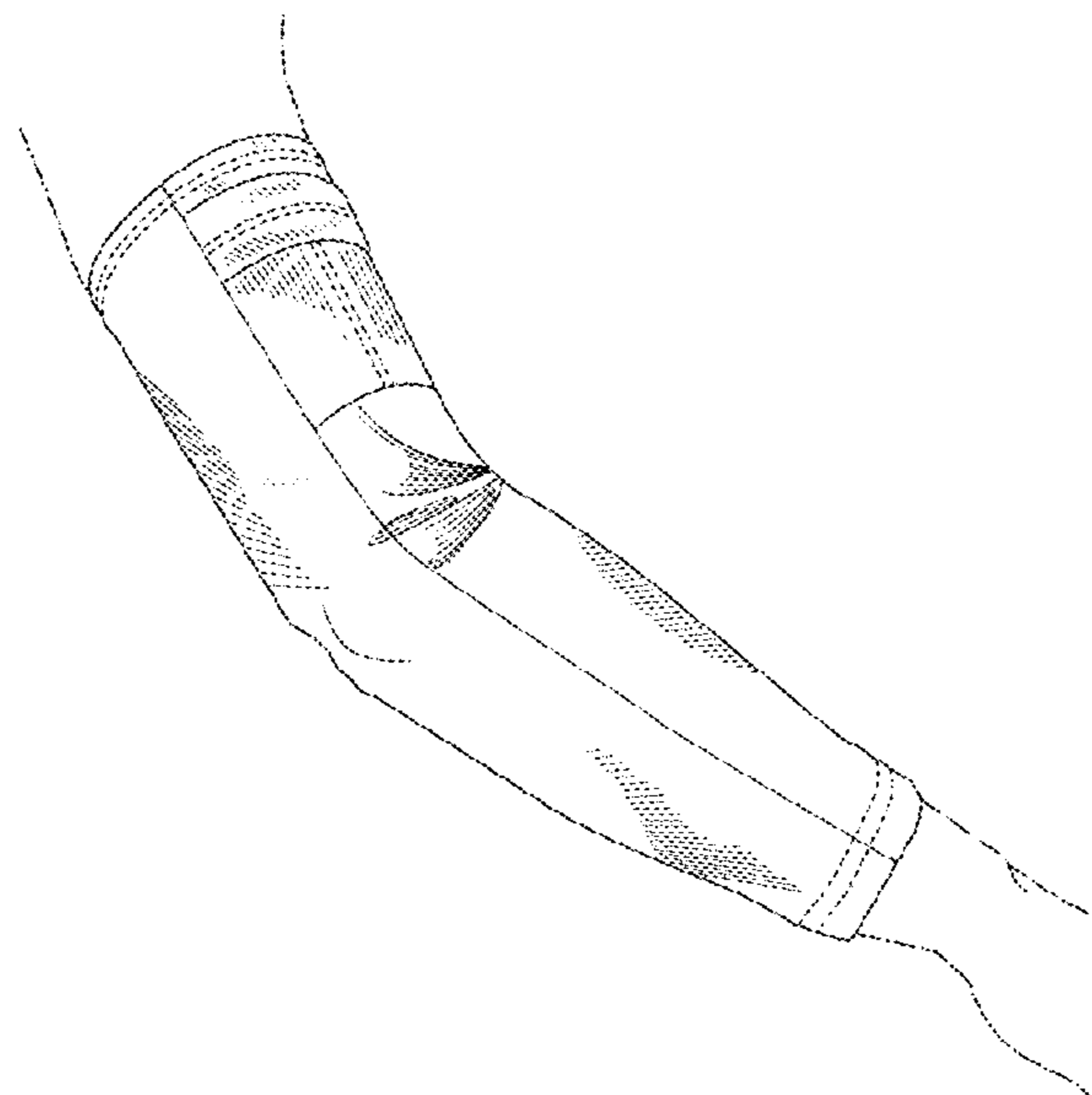
(57) **CLAIM**

The ornamental design for a sleeved armband with pockets for medical necessities, as shown and described.

DESCRIPTION

FIG. 1 a front view of a sleeved armband with pockets for medical necessities.
 FIG. 2 is rear view of the sleeved armband with pockets for medical necessities shown in FIG. 1.
 FIG. 3 is a right-side view of the sleeved armband with pockets for medical necessities shown in FIG. 1 (the left-side view being a mirror image of the right-side view).
 FIG. 4 is a top view of the sleeved armband with pockets for medical necessities shown in FIG. 1.
 FIG. 5 is a bottom view of the sleeved armband with pockets for medical necessities shown in FIG. 1.
 FIG. 6 is a perspective view of the sleeved armband with pockets for medical necessities shown in FIG. 1.
 FIG. 7 is an anterior view of a sleeved armband with pockets for medical necessities in use; and,
 FIG. 8 is a posterior view of the sleeved armband with pockets for medical necessities in use as shown in FIG. 7.
 The broken lines depict stitching on the sleeved armband with pockets for medical necessities which form no part of the claimed design. The dot-dash broken lines show an arm illustrating environment and form no part of the claimed design.

1 Claim, 7 Drawing Sheets



(56)

References Cited

U.S. PATENT DOCUMENTS

2011/0190677 A1* 8/2011 Stelter A61F 13/08
602/42

* cited by examiner

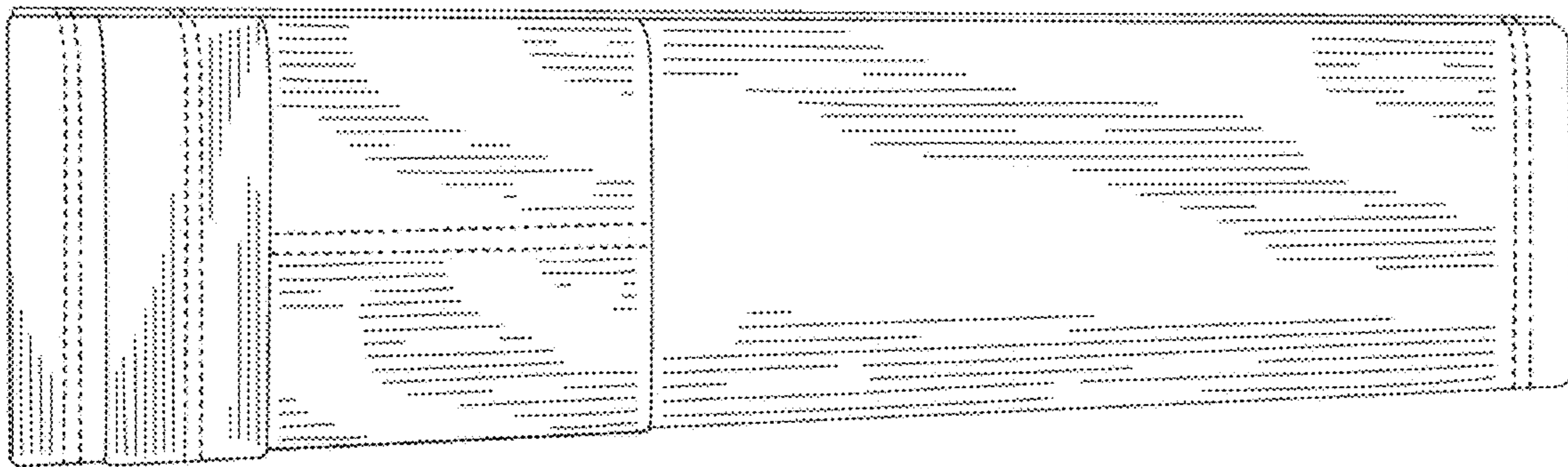


FIG. 1




FIG. 2




FIG. 3




FIG. 4




FIG. 5

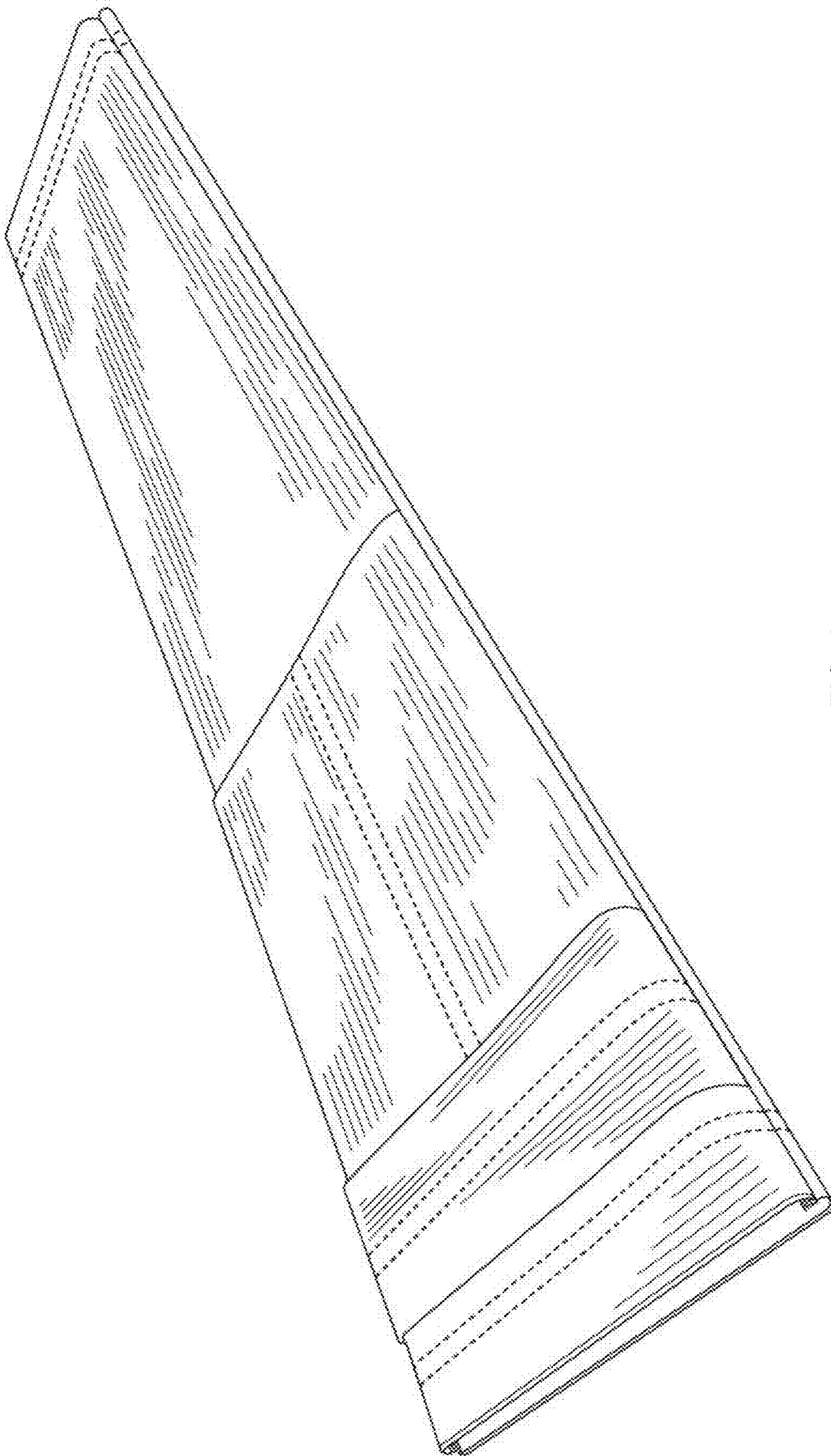


FIG. 6

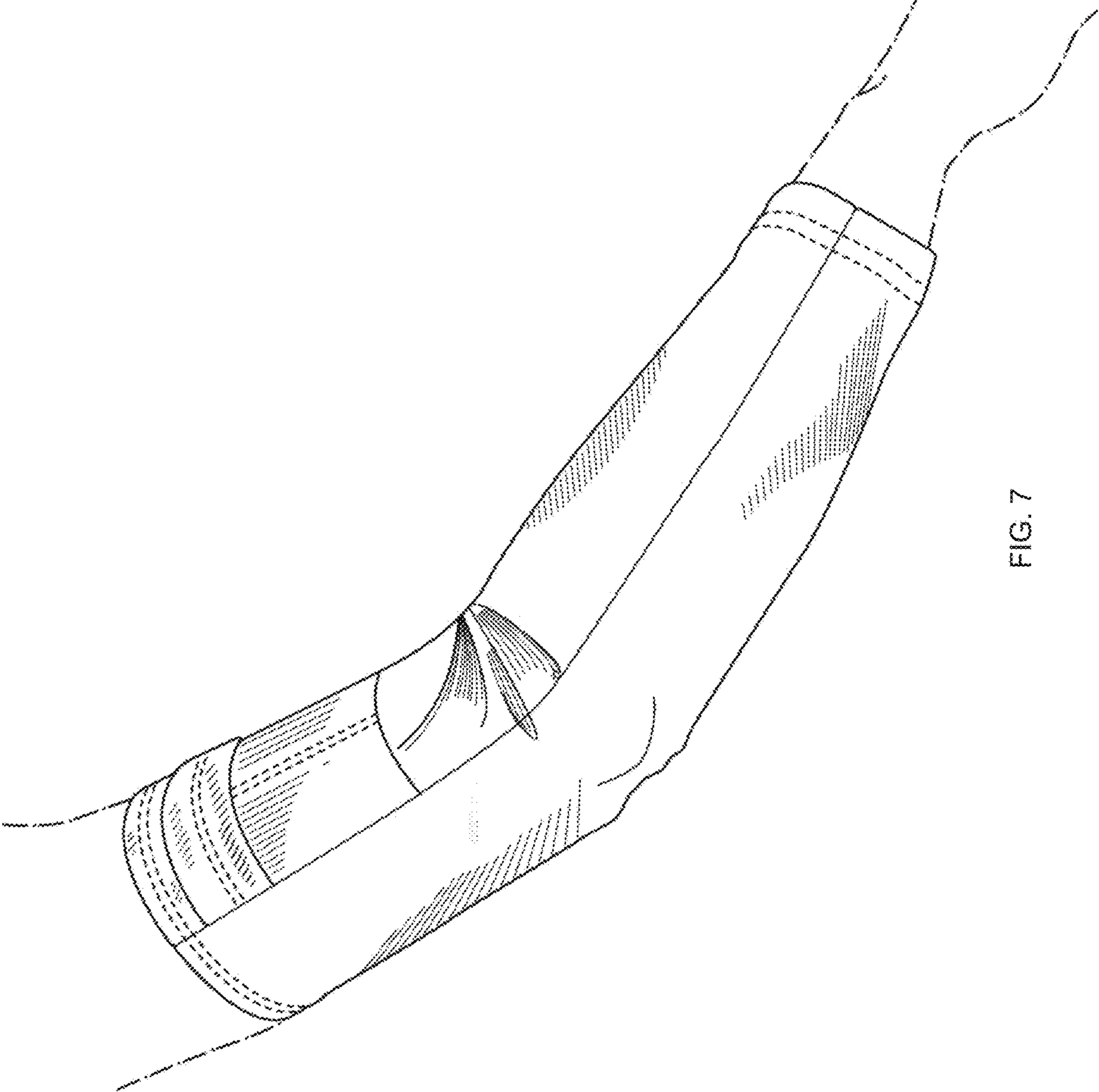


FIG. 7

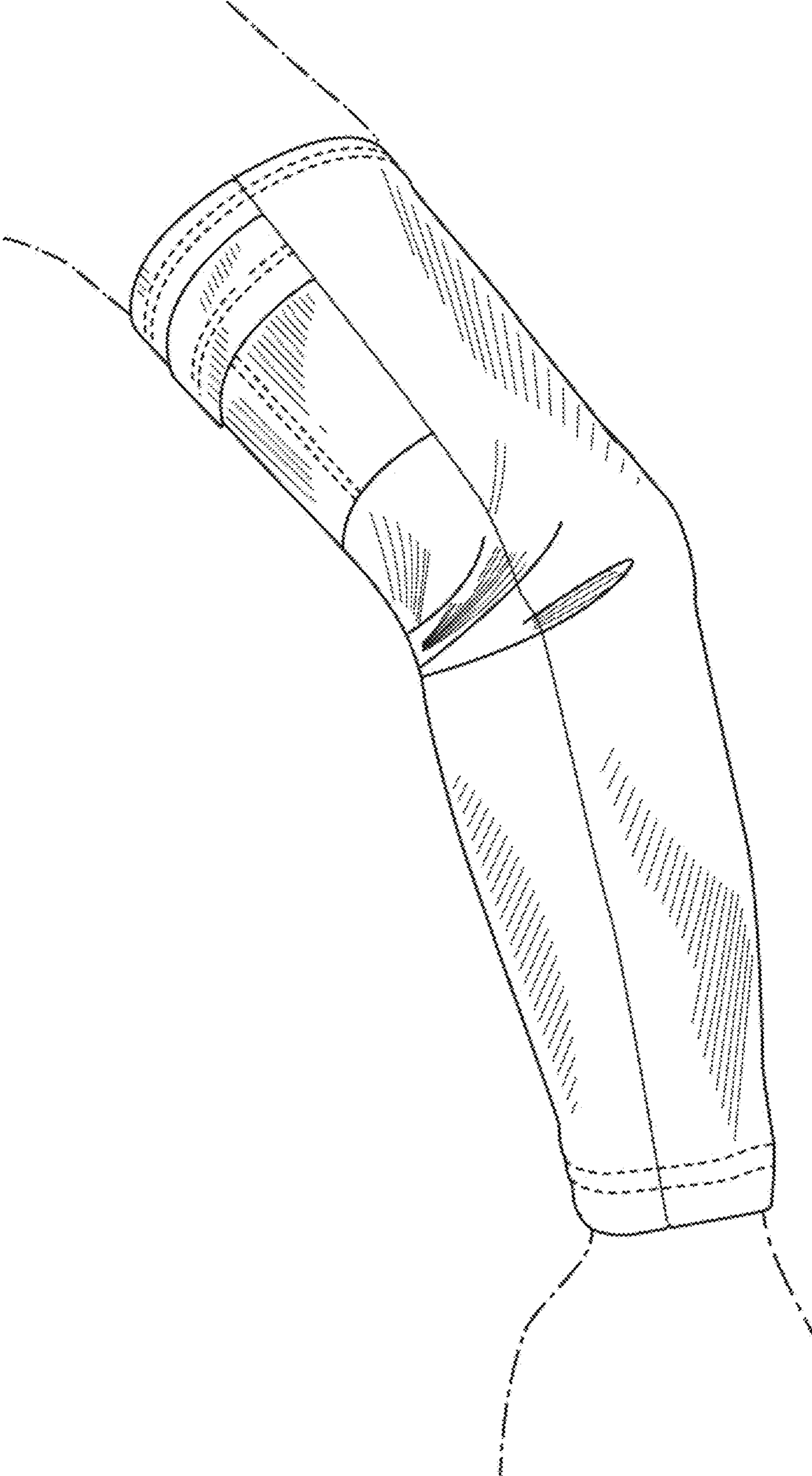


FIG. 8