



US00D968750S

(12) **United States Design Patent** (10) **Patent No.:** **US D968,750 S**  
**Holt** (45) **Date of Patent:** **\*\* Nov. 8, 2022**

(54) **SOCK DONNING ASSIST DEVICE**  
(71) Applicant: **Cecil Holt**, Douglas, GA (US)  
(72) Inventor: **Cecil Holt**, Douglas, GA (US)  
(\*\*) Term: **15 Years**  
(21) Appl. No.: **29/765,173**  
(22) Filed: **Jan. 6, 2021**  
(51) **LOC (13) Cl.** ..... **07-99**  
(52) **U.S. Cl.**  
USPC ..... **D2/641**  
(58) **Field of Classification Search**  
USPC ..... D2/641-643, 999; D3/200; D11/221;  
D28/91.2  
CPC ..... A47G 25/80; A47G 25/82; A47G 25/86;  
A47G 25/90; A47G 25/902; A47G  
25/905; A47G 25/907  
See application file for complete search history.

D548,427 S \* 8/2007 Holt ..... A47G 25/908  
D2/641  
7,395,951 B2 \* 7/2008 Clayman ..... A47G 25/905  
223/111  
D812,345 S \* 3/2018 Putman ..... D2/641  
2017/0156531 A1 \* 6/2017 Barker ..... A61F 13/08

**FOREIGN PATENT DOCUMENTS**

DE 102006061485 B3 \* 4/2008 ..... A47G 25/905

\* cited by examiner

*Primary Examiner* — Kevin K Rudzinski  
*Assistant Examiner* — Clare Ann Gannon  
(74) *Attorney, Agent, or Firm* — Brian D. Bellamy

(57) **CLAIM**

The ornamental design for a sock donning assist device, as shown.

(56) **References Cited**

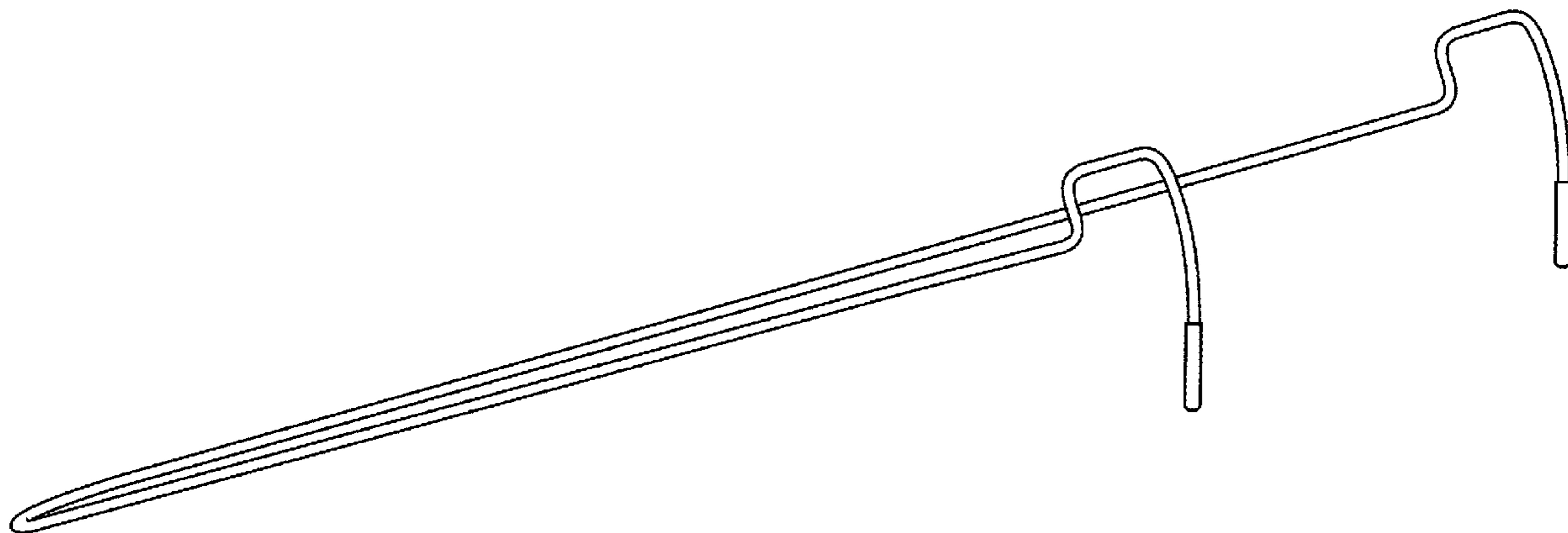
**U.S. PATENT DOCUMENTS**

D146,974 S \* 6/1947 Leitner ..... A61F 13/08  
D2/642  
3,860,156 A \* 1/1975 Lawrence ..... A47G 25/908  
223/111  
4,066,194 A 1/1978 Leland  
4,284,216 A 8/1981 Leland  
D365,913 S \* 1/1996 Ballard ..... D30/162  
5,732,447 A \* 3/1998 Nolen ..... A47G 25/92  
24/429  
D413,707 S \* 9/1999 Gaskins ..... D2/641

**DESCRIPTION**

FIG. 1 is a perspective view of a sock donning assist device showing my new design;  
FIG. 2 is a right side elevation view thereof;  
FIG. 3 is a left side elevation view thereof;  
FIG. 4 is a front elevation view thereof;  
FIG. 5 is a rear elevation view thereof;  
FIG. 6 is a top elevation view thereof; and,  
FIG. 7 is a bottom elevation view thereof.

**1 Claim, 5 Drawing Sheets**



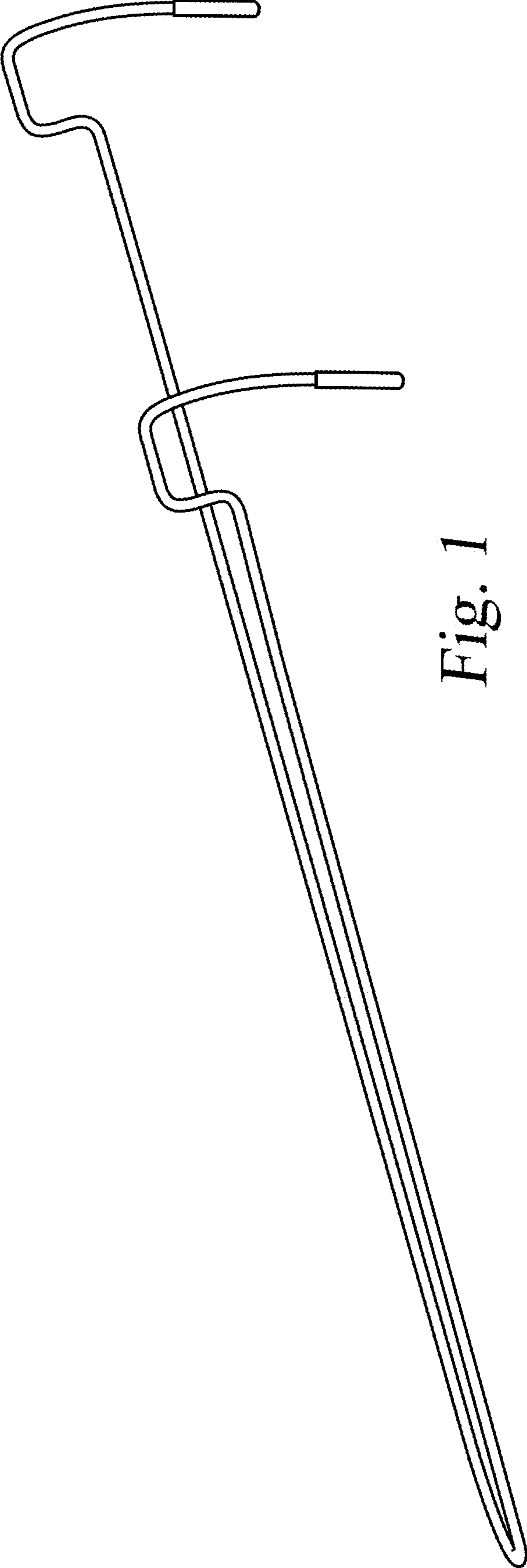


Fig. 1

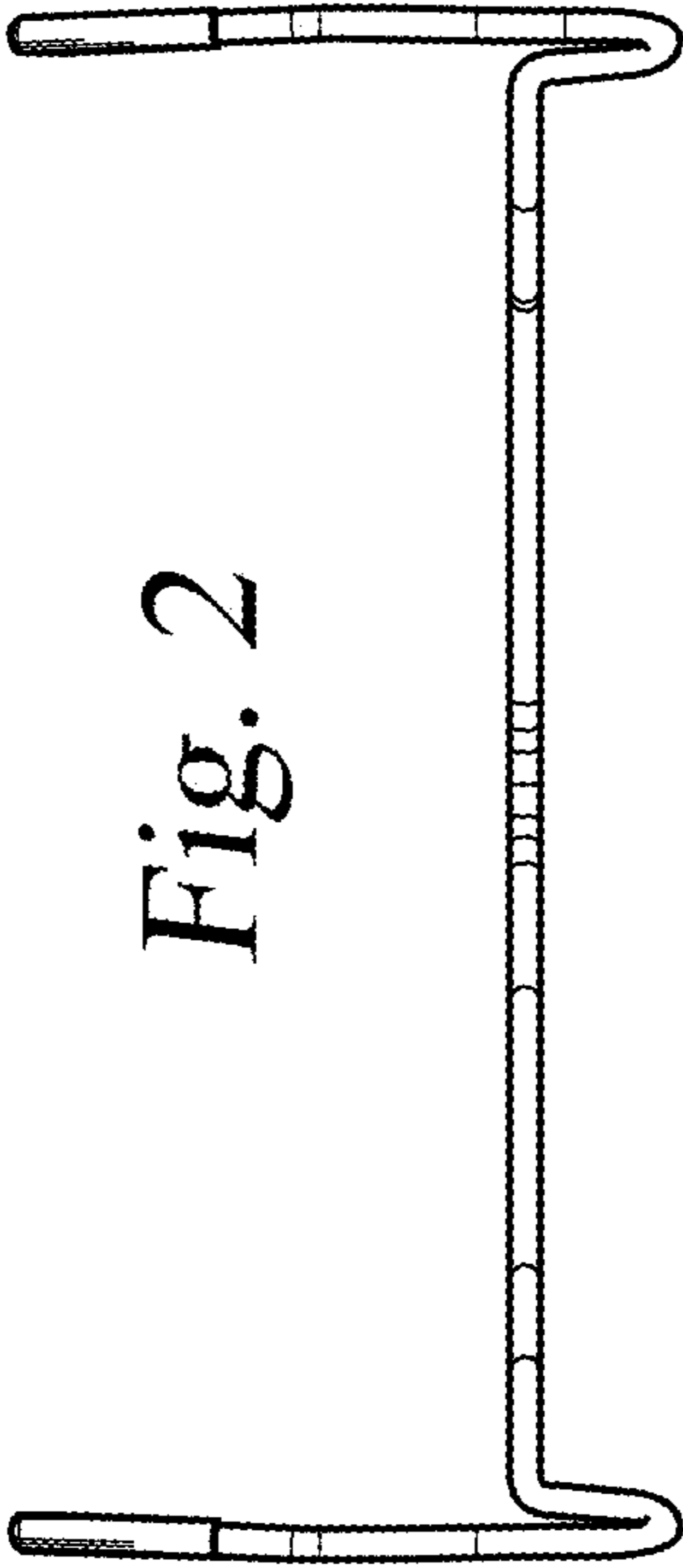


Fig. 2

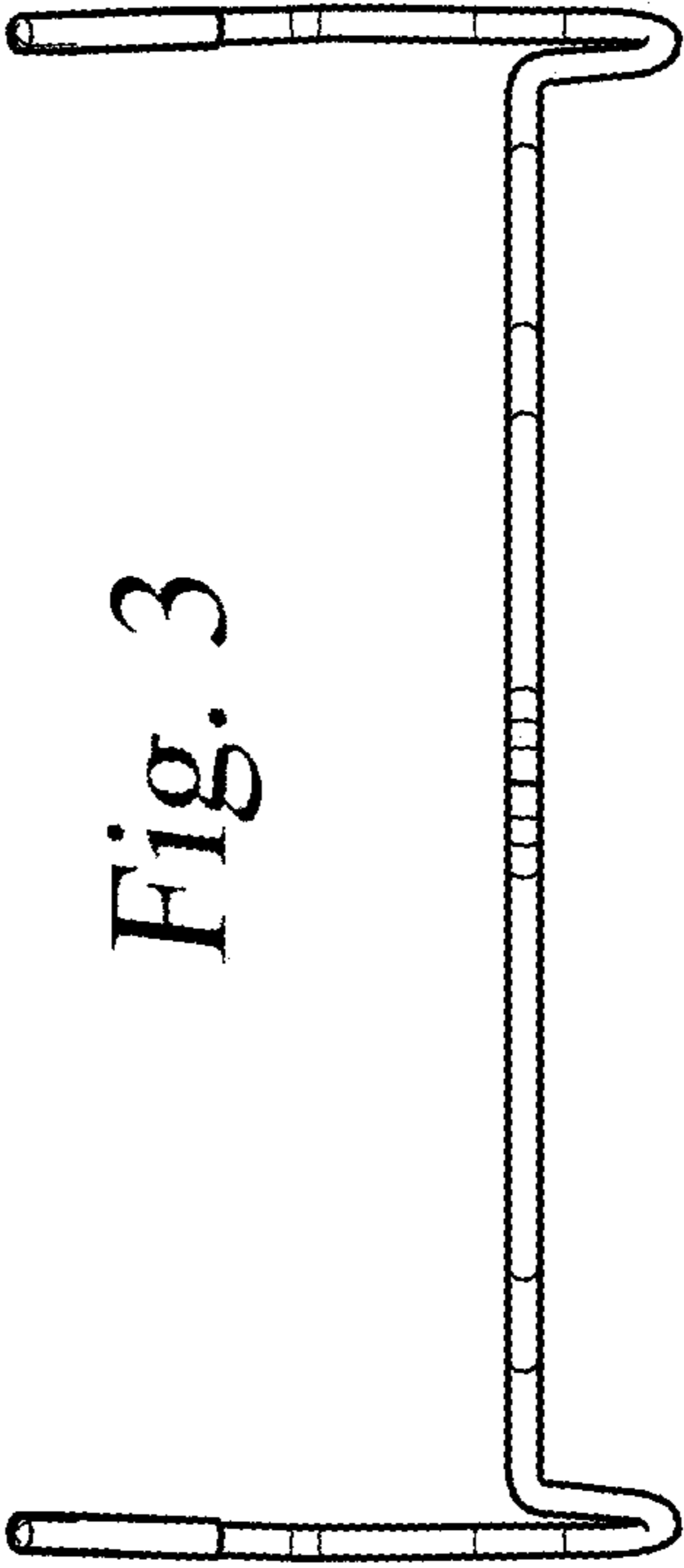


Fig. 3

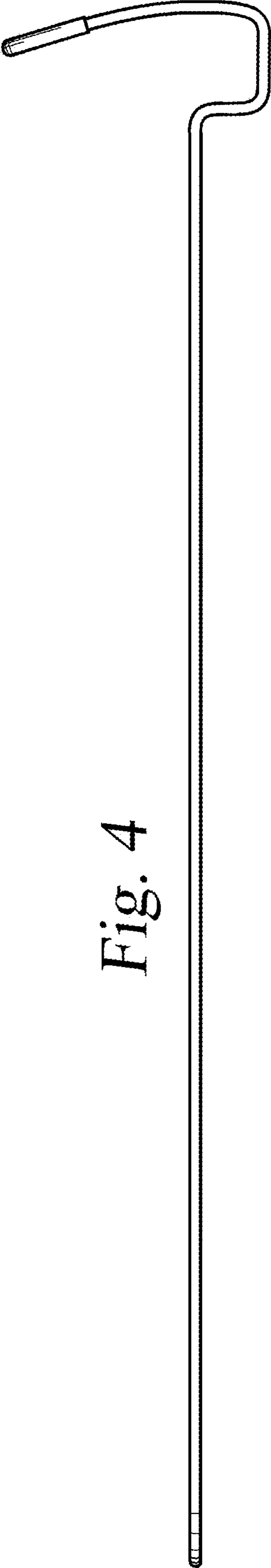


Fig. 4

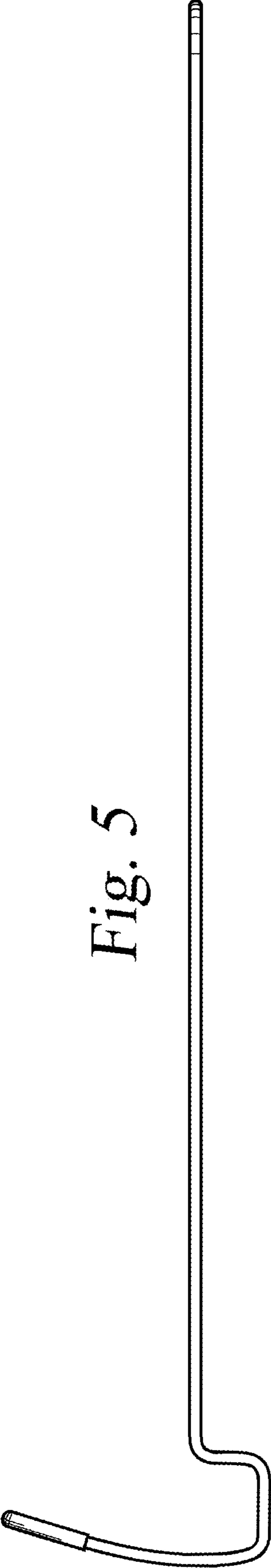


Fig. 5

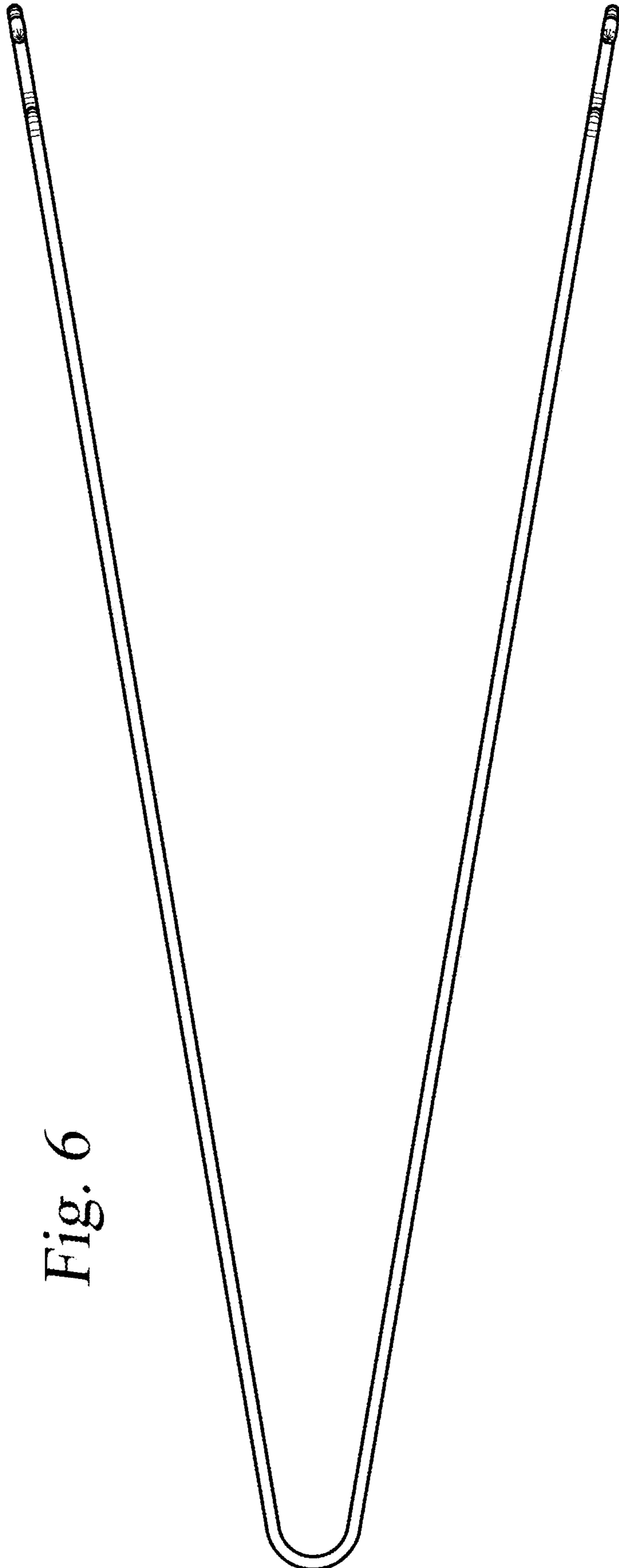


Fig. 6

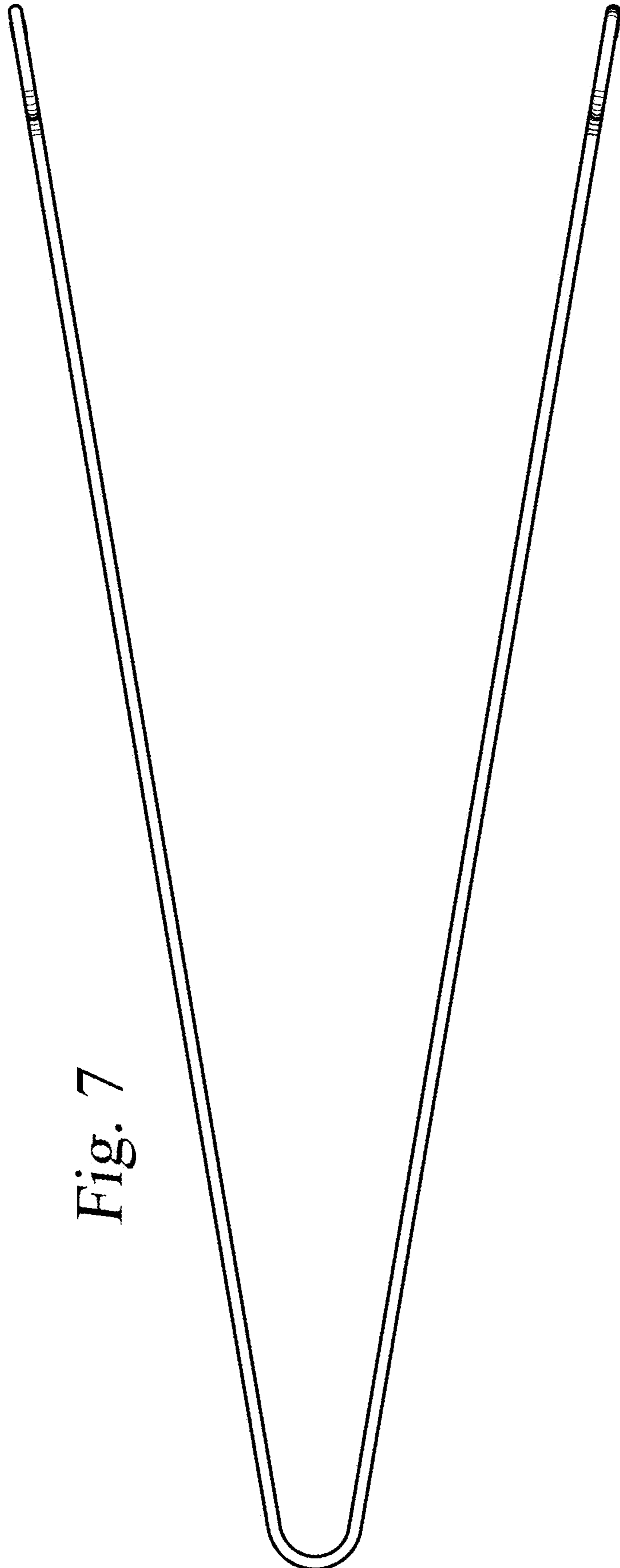


Fig. 7