



US00D968732S

(12) **United States Design Patent** (10) **Patent No.:** **US D968,732 S**
Goff (45) **Date of Patent:** **** Nov. 1, 2022**

(54) **FLOOR CLEANING IMPLEMENT**
(71) Applicant: **RPS Corporation**, Racine, WI (US)
(72) Inventor: **Sean K. Goff**, Breckenridge, CO (US)
(73) Assignee: **RPS Corporation**, Racine, WI (US)
(**) Term: **15 Years**
(21) Appl. No.: **29/706,156**
(22) Filed: **Sep. 18, 2019**
(51) **LOC (13) Cl.** **15-05**
(52) **U.S. Cl.**
USPC **D32/25**
CPC **B08B 1/04** (2013.01)
(58) **Field of Classification Search**
USPC D32/35, 39, 40, 44, 50, 52, 4, 15, 25;
D8/20, 61, 63, 70; D15/124-126, 132,
D15/138-140
CPC B08B 1/04; B08B 1/002; A46B 13/02;
A46B 13/008; B63B 59/08; B63B
2059/085; E04H 4/1618
See application file for complete search history.

D408,601 S 4/1999 Winter
D409,340 S 5/1999 Winter
D424,765 S 5/2000 Lund
D425,269 S 5/2000 Pihl
D427,395 S 6/2000 Pihl
6,134,740 A 10/2000 Torres et al.
D441,927 S * 5/2001 Creecy D32/25
6,457,202 B1 10/2002 Torres et al.
D480,185 S 9/2003 Morgan et al.
D480,186 S 9/2003 Morgan et al.
D530,462 S 10/2006 Davis et al.
D532,945 S 11/2006 Charmoille
D537,217 S 2/2007 Charmoille
D588,314 S 3/2009 Sajakorpi
D631,626 S 1/2011 Raddick
7,904,989 B1 3/2011 Chen
(Continued)

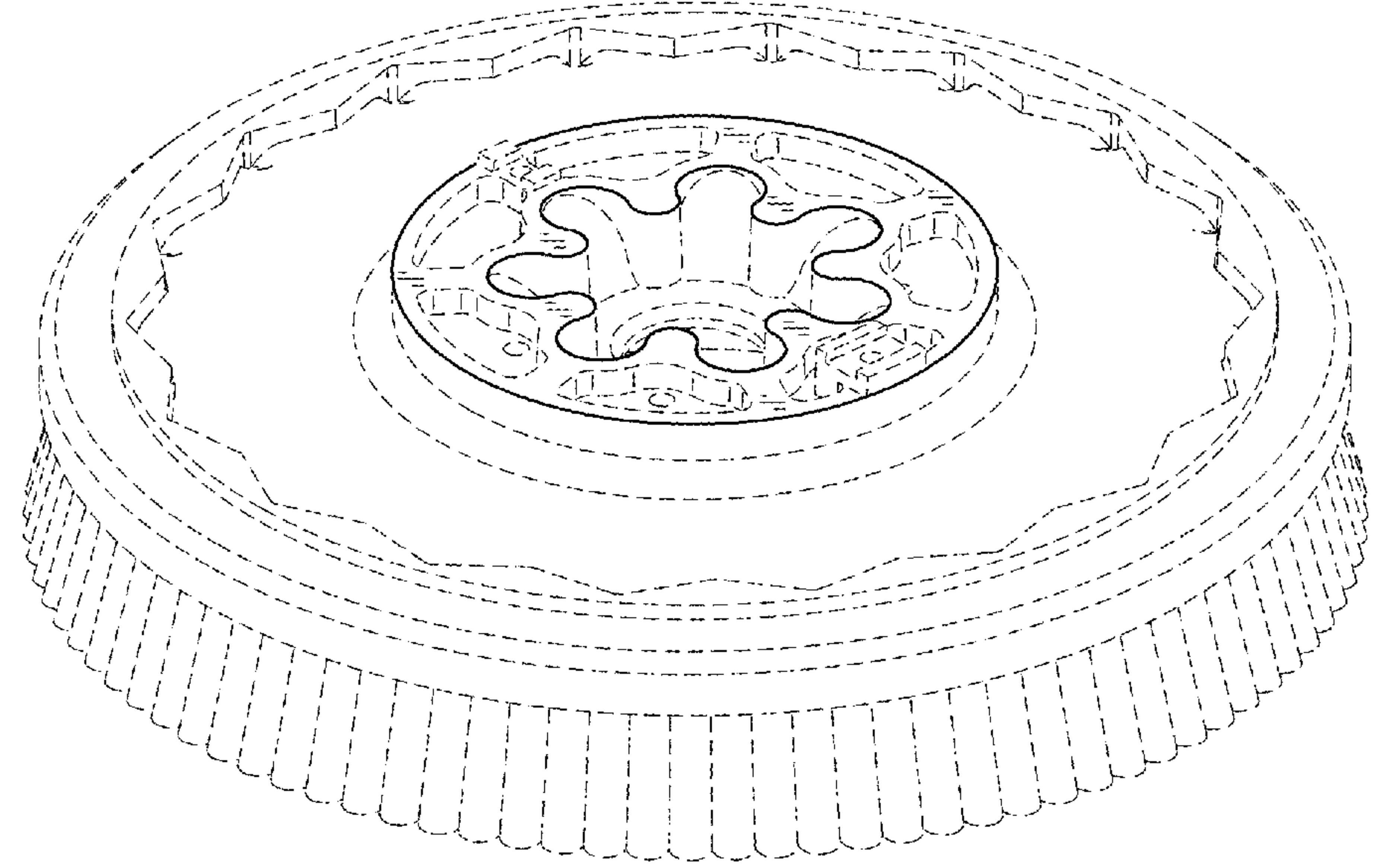
Primary Examiner — Richard E Chilcot
(74) *Attorney, Agent, or Firm* — Quarles & Brady LLP

(57) **CLAIM**
The ornamental design for a floor cleaning implement, as shown and described.

DESCRIPTION
FIG. 1 is a top, front, and left perspective view of a floor cleaning implement according to the design;
FIG. 2 is a left elevation view thereof;
FIG. 3 is a right elevation view thereof;
FIG. 4 is a front elevation view thereof;
FIG. 5 is a rear elevation view thereof;
FIG. 6 is a top plan view thereof;
FIG. 7 is a bottom plan view thereof;
FIG. 8 is a cross-sectional side view thereof taken through line 8-8 of FIG. 6; and,
FIG. 9 is a cross-sectional side view thereof taken through line 9-9 of FIG. 6.
The broken lines shown in the drawings are for the purpose of illustrating unclaimed portions of the floor cleaning implement and form no part of the claimed design.

1 Claim, 6 Drawing Sheets

(56) **References Cited**
U.S. PATENT DOCUMENTS
4,322,920 A 4/1982 Wells
4,866,804 A 9/1989 Masbruch
D307,231 S 4/1990 Ciaccio
5,052,419 A 10/1991 Olsen
5,058,229 A 10/1991 Plazanet
5,284,039 A 2/1994 Torgerson
5,421,053 A * 6/1995 Chodak A47L 11/4069
15/49.1
D369,447 S 4/1996 Mann
5,579,554 A * 12/1996 Plazanet A47L 11/164
451/353
D381,139 S 7/1997 Johnson
D391,697 S 3/1998 Knowlton et al.
D394,530 S 5/1998 Roeker



(56)

References Cited

U.S. PATENT DOCUMENTS

8,132,287 B2 3/2012 Ting
 D684,739 S 6/2013 Arnold
 D694,480 S 11/2013 Thomas
 D734,108 S 7/2015 Madden
 9,265,397 B2* 2/2016 Larson A47L 11/162
 D759,914 S* 6/2016 Goff D32/25
 D765,928 S* 9/2016 Goff D32/25
 9,695,606 B1* 7/2017 Allen, Jr. E04G 23/006
 D817,569 S* 5/2018 Baker A47L 11/00
 D32/25
 9,980,556 B2 5/2018 Goff
 D842,567 S* 3/2019 Koennecke D32/40
 D842,568 S* 3/2019 Koennecke D32/40
 D842,569 S* 3/2019 Koennecke D32/40
 D843,073 S* 3/2019 Lund D32/40
 D843,074 S* 3/2019 Koennecke D32/40
 D843,672 S* 3/2019 Hagen D32/40
 D843,673 S* 3/2019 Raithel D32/40
 D844,272 S* 3/2019 Anderson D32/40
 D854,768 S* 7/2019 Nie D32/40
 D859,767 S* 9/2019 Wiand D32/40

D873,517 S* 1/2020 Zu D32/40
 D917,118 S* 4/2021 Ye D32/25
 D938,118 S* 12/2021 Baker A47L 11/00
 D32/25
 D946,845 S* 3/2022 Cook D32/40
 2002/0104177 A1 8/2002 Wong et al.
 2003/0126729 A1* 7/2003 Pierce B24B 45/006
 29/90.01
 2005/0102784 A1 5/2005 Harris et al.
 2006/0021174 A1 2/2006 Lavender
 2006/0112508 A1 6/2006 Kuivikko et al.
 2008/0216259 A1 9/2008 Walz et al.
 2008/0313833 A1 12/2008 Shizawa
 2010/0125966 A1* 5/2010 Stein A47L 11/4036
 15/230
 2010/0319147 A1 12/2010 Geurkink
 2011/0009037 A1 1/2011 Suzuki
 2013/0232704 A1 9/2013 Zheng et al.
 2015/0216386 A1* 8/2015 Baker A47L 11/283
 15/49.1
 2017/0073050 A1* 3/2017 Smith B08B 1/04
 2018/0228332 A1* 8/2018 Goff A47L 11/283

* cited by examiner

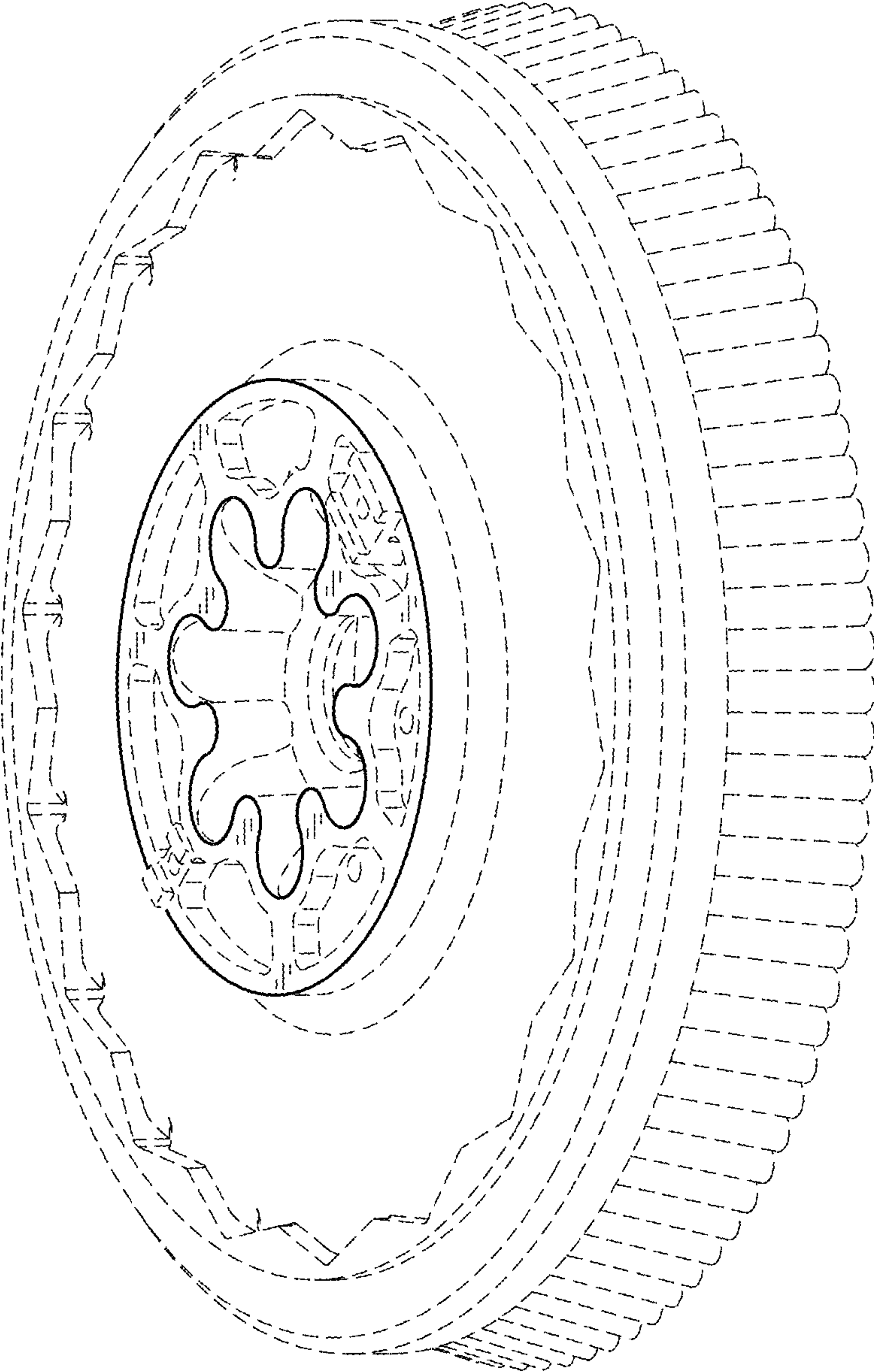


FIG. 1




FIG. 2

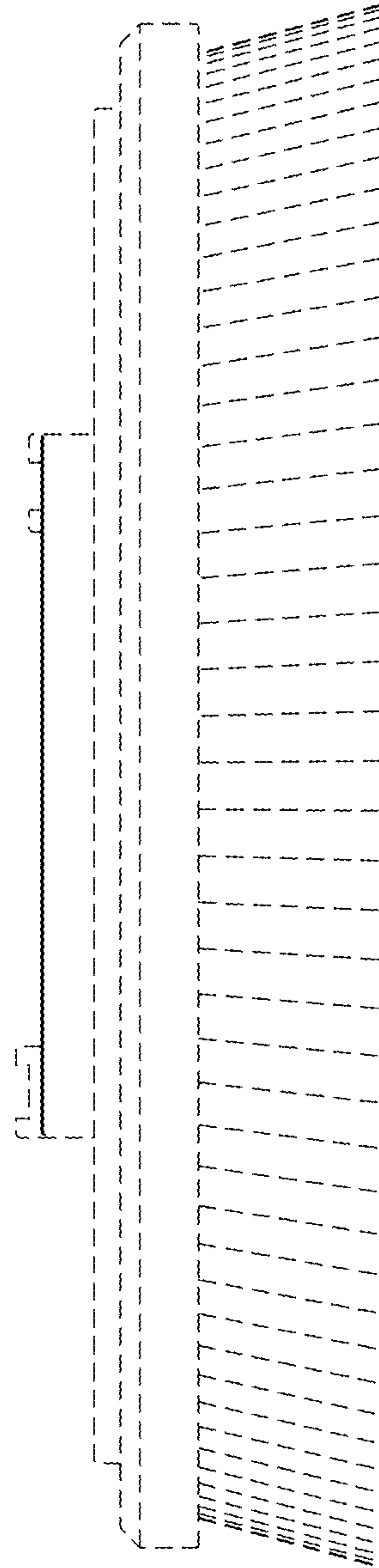


FIG. 3

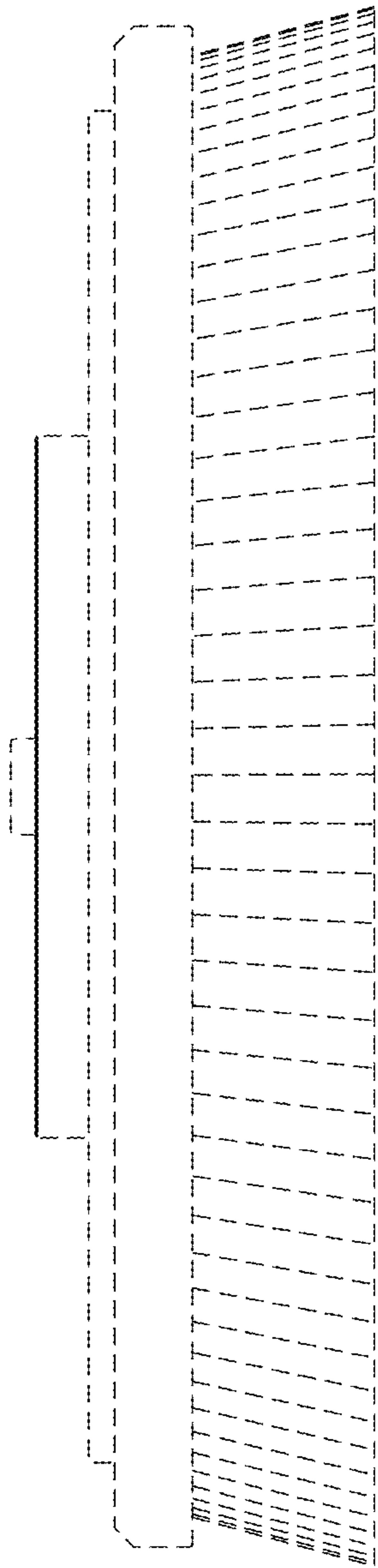


FIG. 4

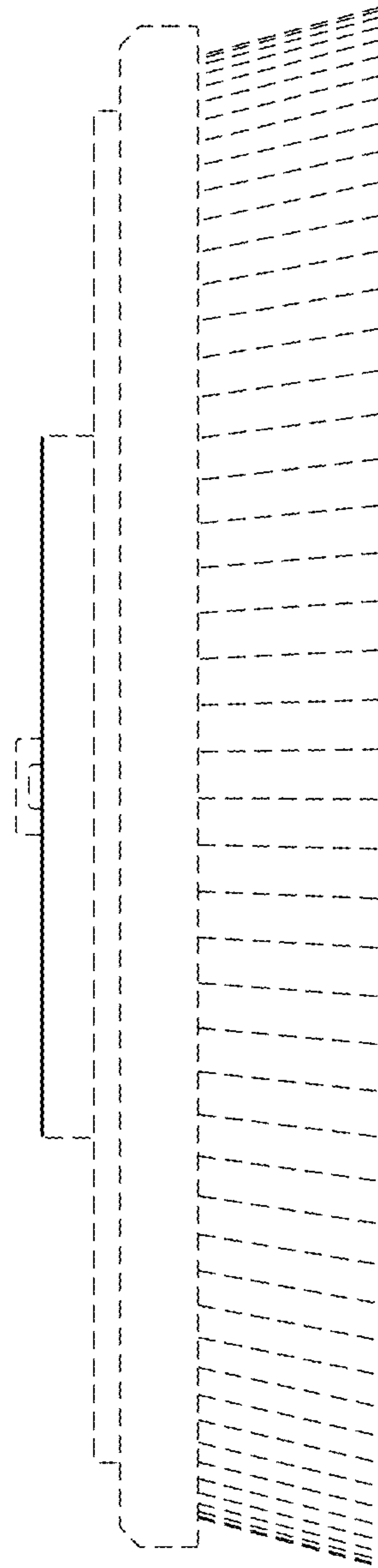


FIG. 5

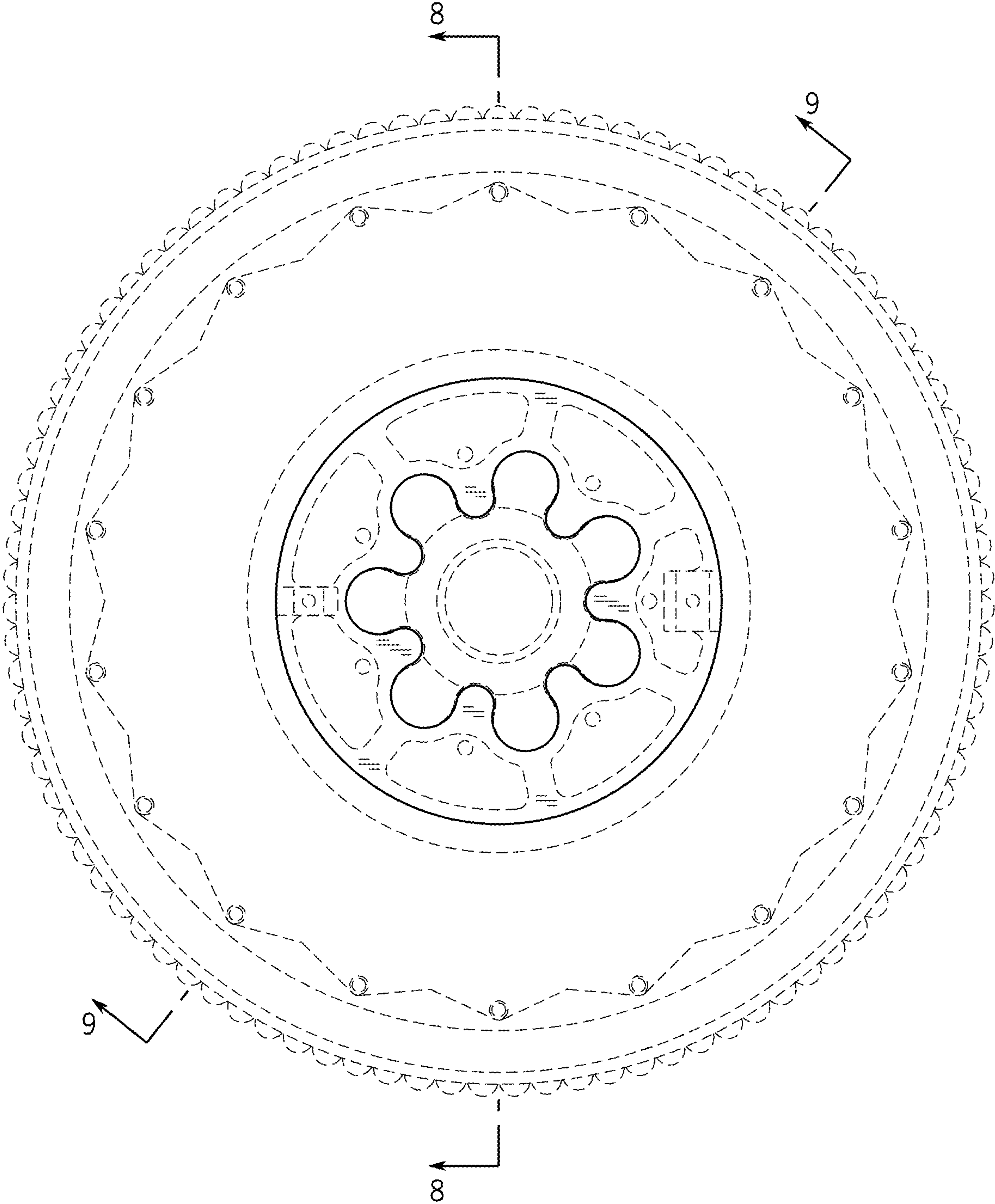


FIG. 6

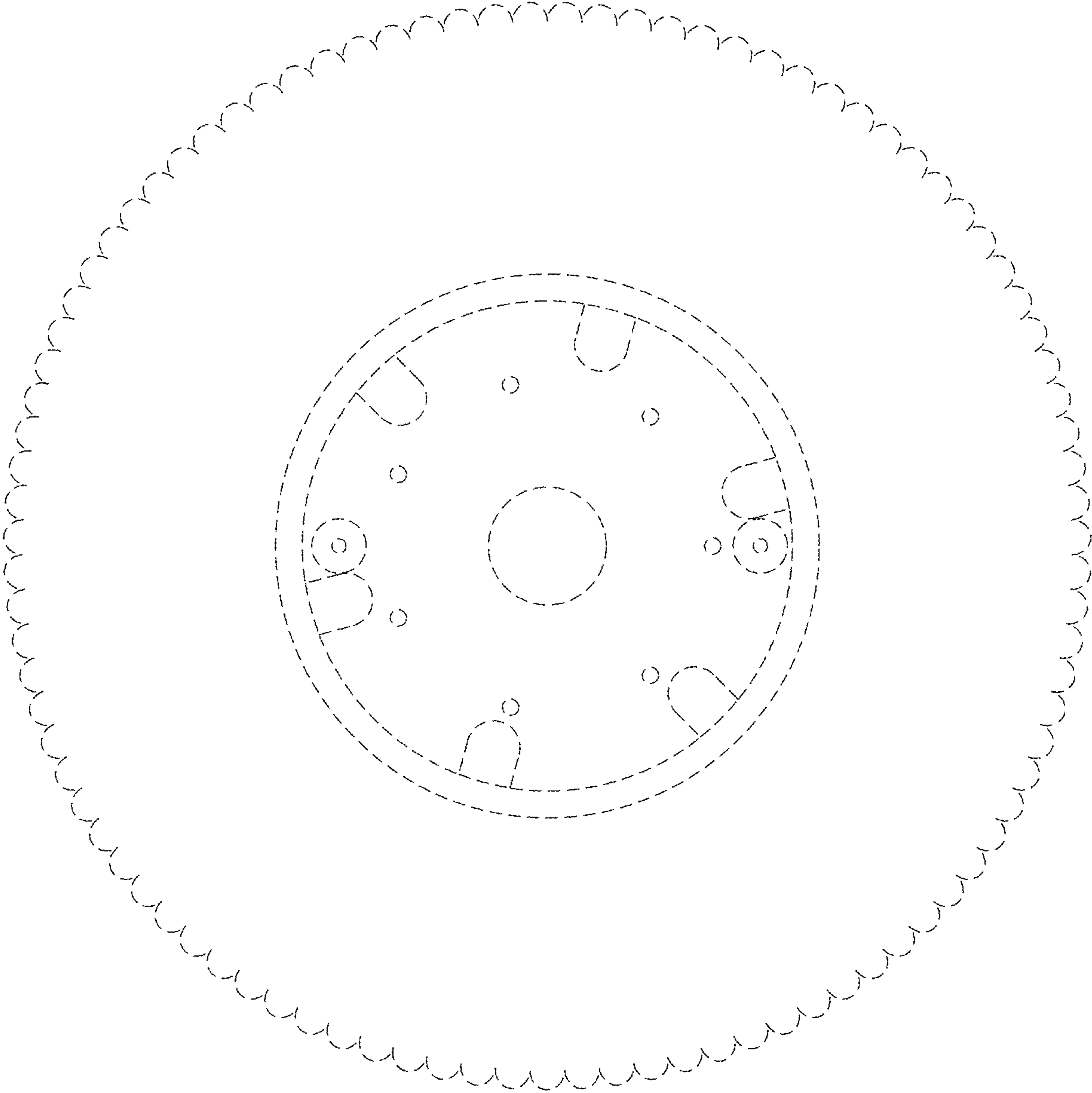


FIG. 7

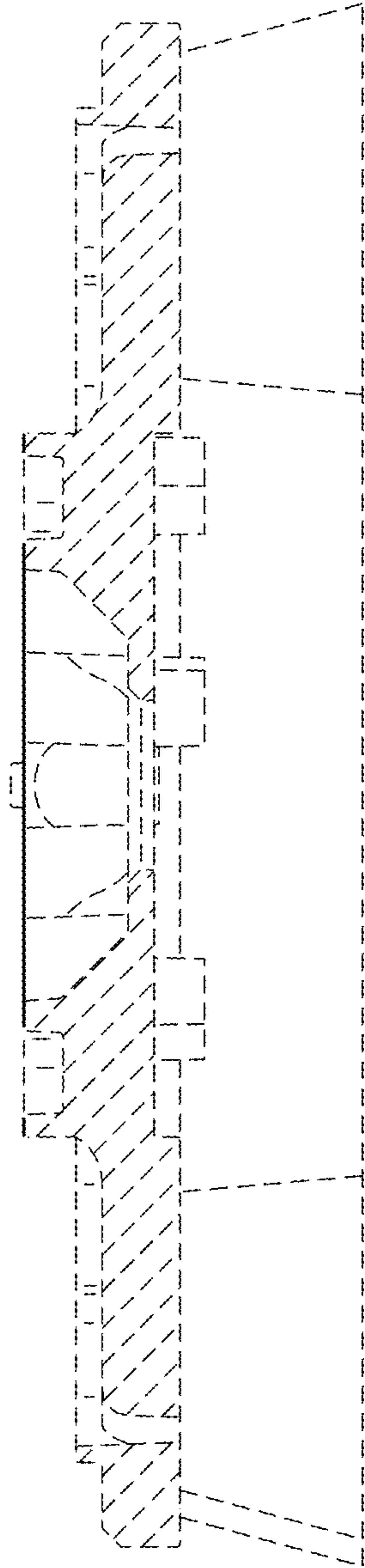


FIG. 8

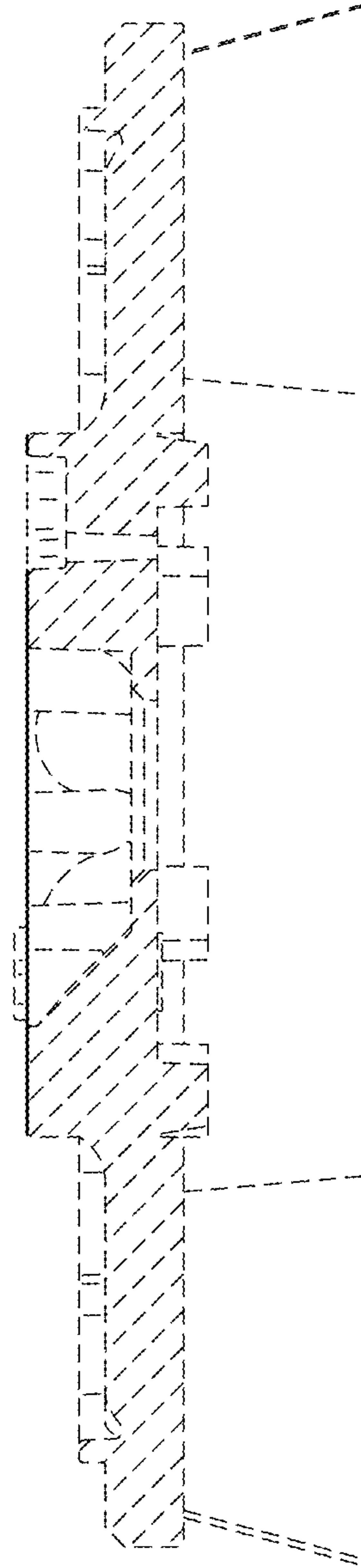


FIG. 9