



US00D968707S

(12) **United States Design Patent** (10) **Patent No.:** **US D968,707 S**
Yang (45) **Date of Patent:** **** Nov. 1, 2022**

(54) **GROOMING APPARATUS**
(71) Applicant: **KONINKLIJKE PHILIPS N.V.**,
Eindhoven (NL)
(72) Inventor: **Wenwen Yang**, Amsterdam (NL)
(73) Assignee: **KONINKLIJKE PHILIPS N.V.**,
Eindhoven (NL)
(**) Term: **15 Years**
(21) Appl. No.: **29/754,256**
(22) Filed: **Oct. 8, 2020**

(30) **Foreign Application Priority Data**
Apr. 9, 2020 (EM) 007799960
(51) **LOC (13) Cl.** **28-03**
(52) **U.S. Cl.**
USPC **D28/51**
(58) **Field of Classification Search**
USPC D28/10, 45, 49-54
CPC B26B 19/148; B26B 19/38; B26B 19/384;
B26B 19/00; B26B 19/04; B26B 19/06;
B26B 19/10; B26B 19/12; B26B 19/14;
B26B 19/20; B26B 19/3853; B26B 21/00;
A45D 26/00; A45D 26/008; A45D
26/0061
See application file for complete search history.

(56) **References Cited**
U.S. PATENT DOCUMENTS
4,512,077 A * 4/1985 Tanabe B26B 19/06
30/41
D310,430 S * 9/1990 Shih D28/49
D758,661 S * 6/2016 Andersson D28/51
D758,662 S * 6/2016 De Klein D28/51
D788,368 S * 5/2017 Andersson D28/54
D805,691 S * 12/2017 De Klein D28/51


D833,074 S * 11/2018 Andersson D28/49
D894,762 S * 9/2020 de Gouzillon de Belizal
D10/53
D942,080 S * 1/2022 Prat-Pfister D28/50
2011/0214289 A1* 9/2011 Maichel B26B 19/38
30/29.5

(Continued)
Primary Examiner — Alison M Ofstun

(57) **CLAIM**
The ornamental design for a grooming apparatus, as shown
and described.

DESCRIPTION
FIG. 1 is a perspective view showing the first embodiment
of a grooming apparatus according to my design;
FIG. 2 is a front elevational view thereof;
FIG. 3 is a rear elevational view thereof;
FIG. 4 is a right side elevational view thereof;
FIG. 5 is a left side elevational view thereof;
FIG. 6 is a top plan view thereof;
FIG. 7 is a bottom plan view thereof;
FIG. 8 is a perspective view showing the second embodi-
ment of a grooming apparatus according to my design;
FIG. 9 is a front elevational view thereof;
FIG. 10 is a rear elevational view thereof;
FIG. 11 is a right side elevational view thereof;
FIG. 12 is a left side elevational view thereof;
FIG. 13 is a top plan view thereof;
FIG. 14 is a bottom plan view thereof.
FIG. 15 is a perspective view showing the third embodiment
of a grooming apparatus according to my design;
FIG. 16 is a front elevational view thereof;
FIG. 17 is a rear elevational view thereof;
FIG. 18 is a right side elevational view thereof;
FIG. 19 is a left side elevational view thereof;
FIG. 20 is a top plan view thereof; and,
FIG. 21 is a bottom plan view thereof.

1 Claim, 12 Drawing Sheets



(56)

References Cited

U.S. PATENT DOCUMENTS

2017/0050326 A1* 2/2017 Lau B26B 19/3846
2017/0190063 A1* 7/2017 Schratte B26B 19/06
2018/0206611 A1* 7/2018 Schaefer B26B 19/3873
2019/0015999 A1* 1/2019 Darwinkel B26B 19/3873
2020/0061856 A1* 2/2020 Musallam B26B 19/063
2020/0313368 A1* 10/2020 Yau H01R 13/713
2021/0347072 A1* 11/2021 Xu B26B 19/3846

* cited by examiner

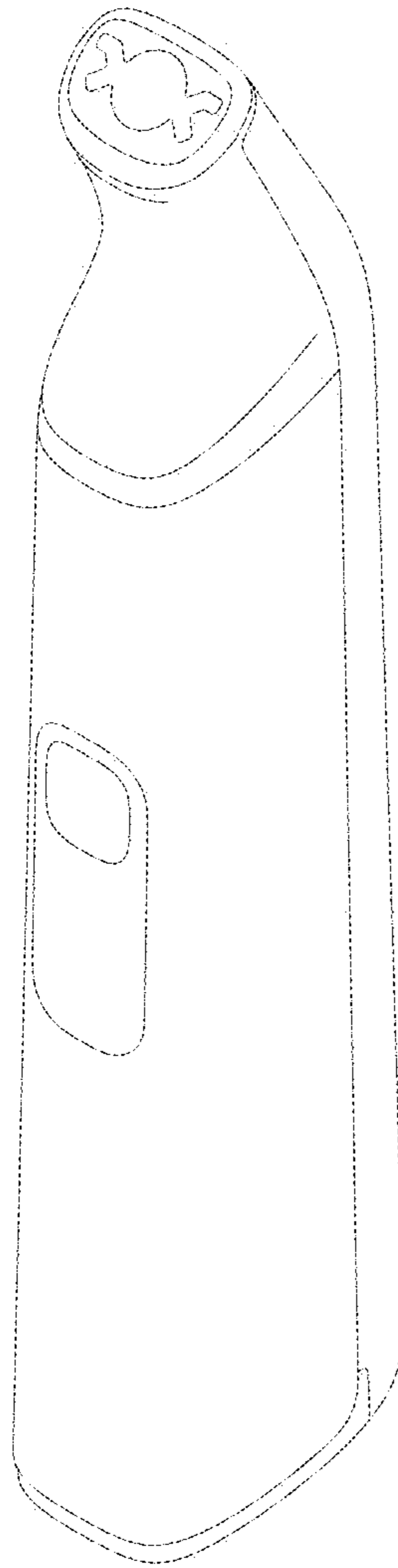


FIG. 1

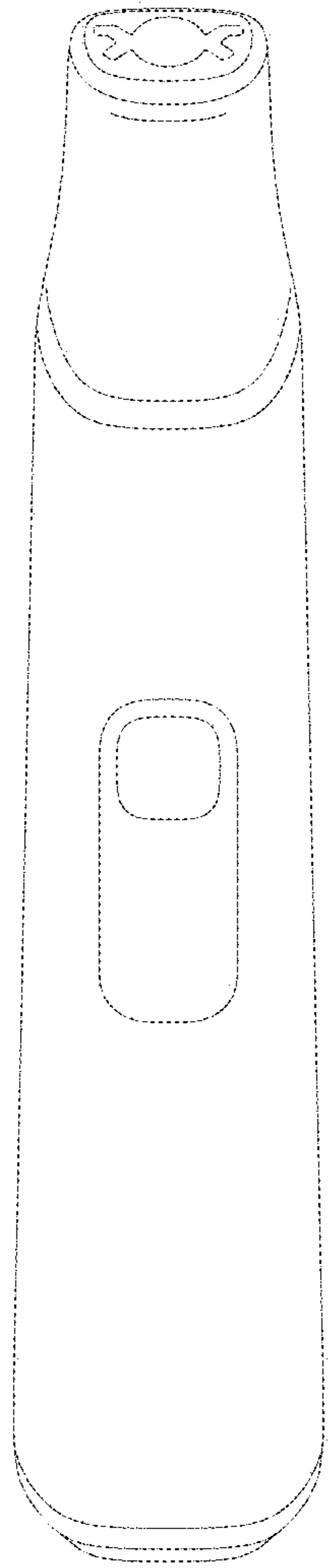


FIG. 2




FIG. 3

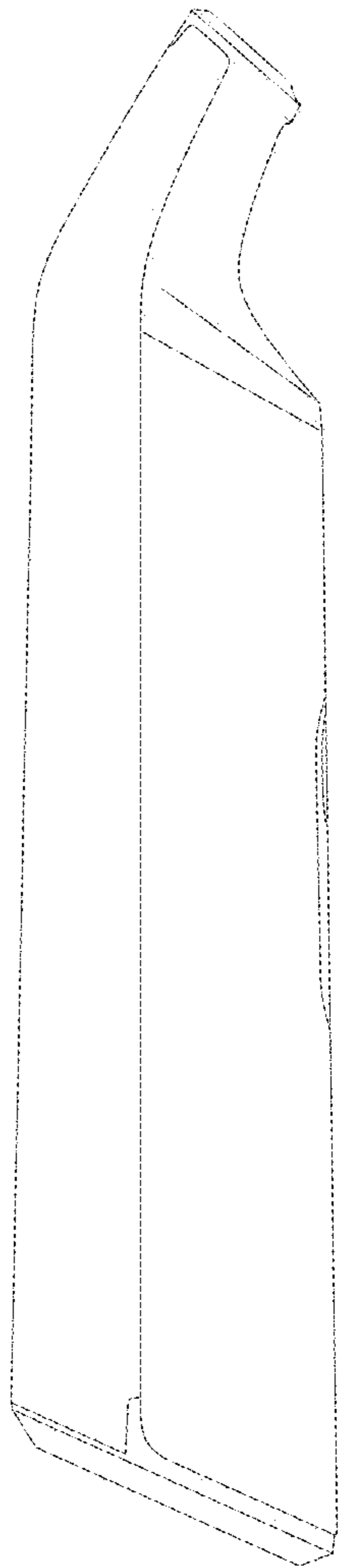


FIG. 4

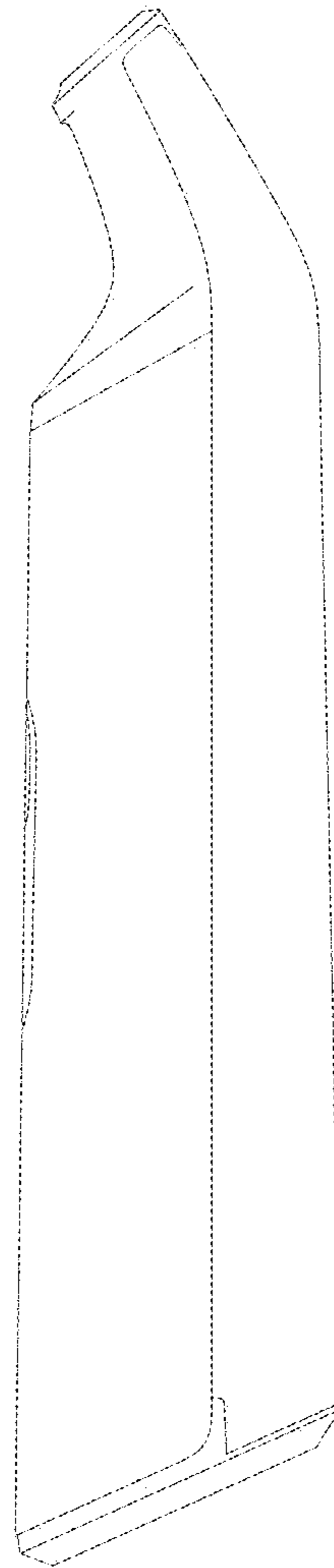


FIG. 5

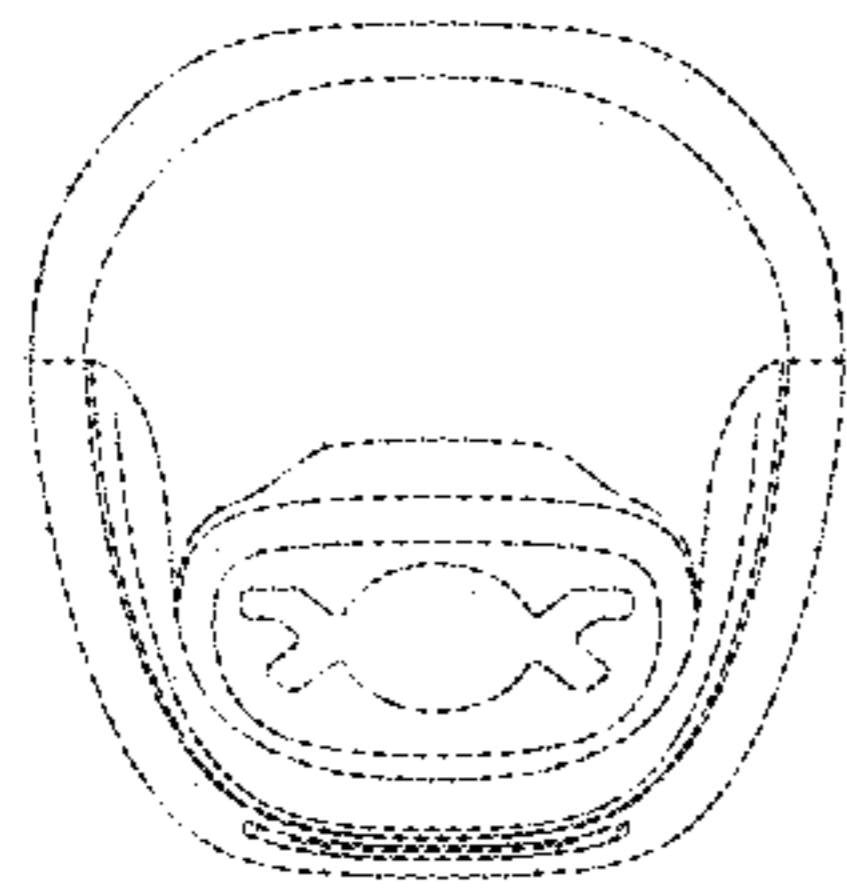


FIG. 6

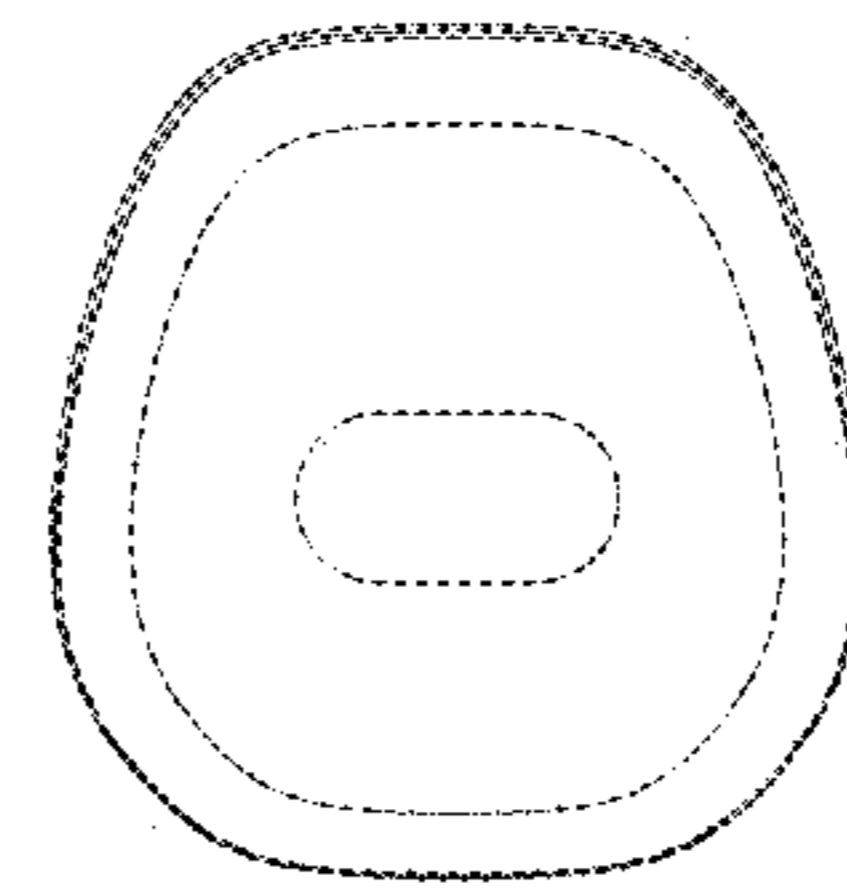


FIG. 7

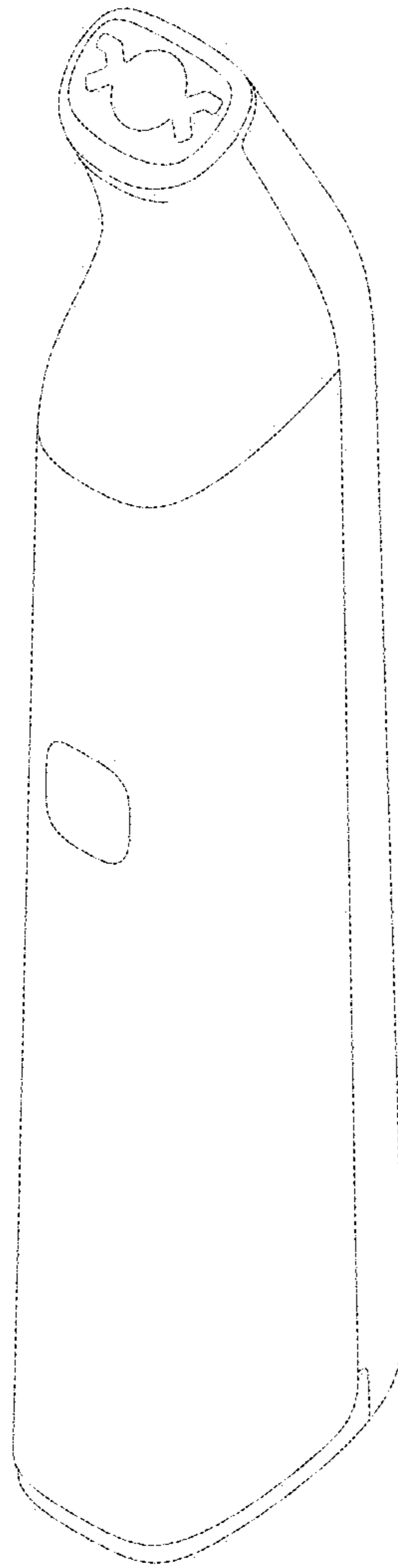


FIG. 8

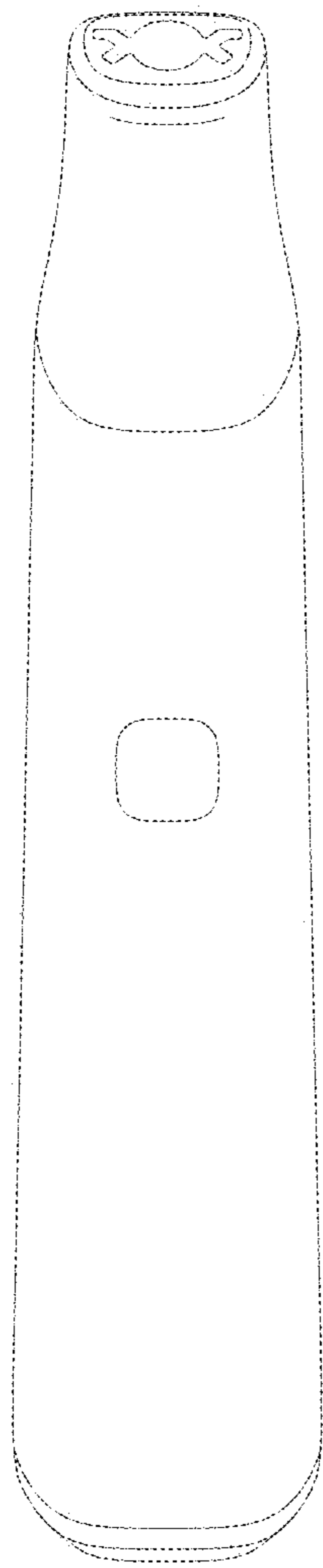


FIG. 9




FIG. 10




FIG. 11




FIG. 12

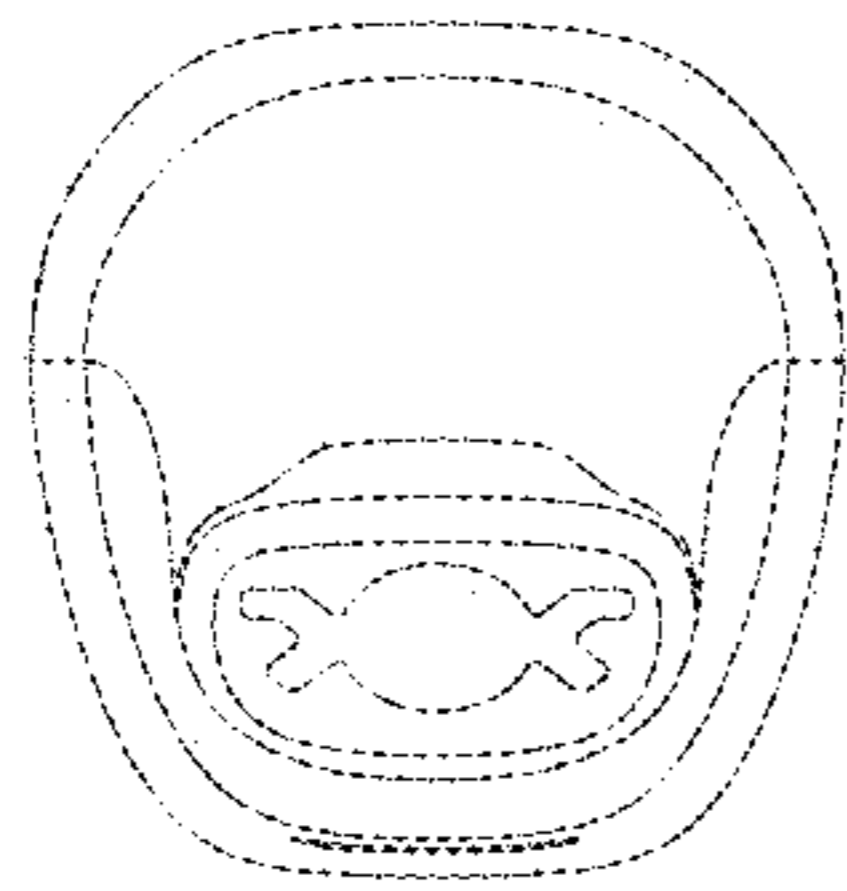


FIG. 13

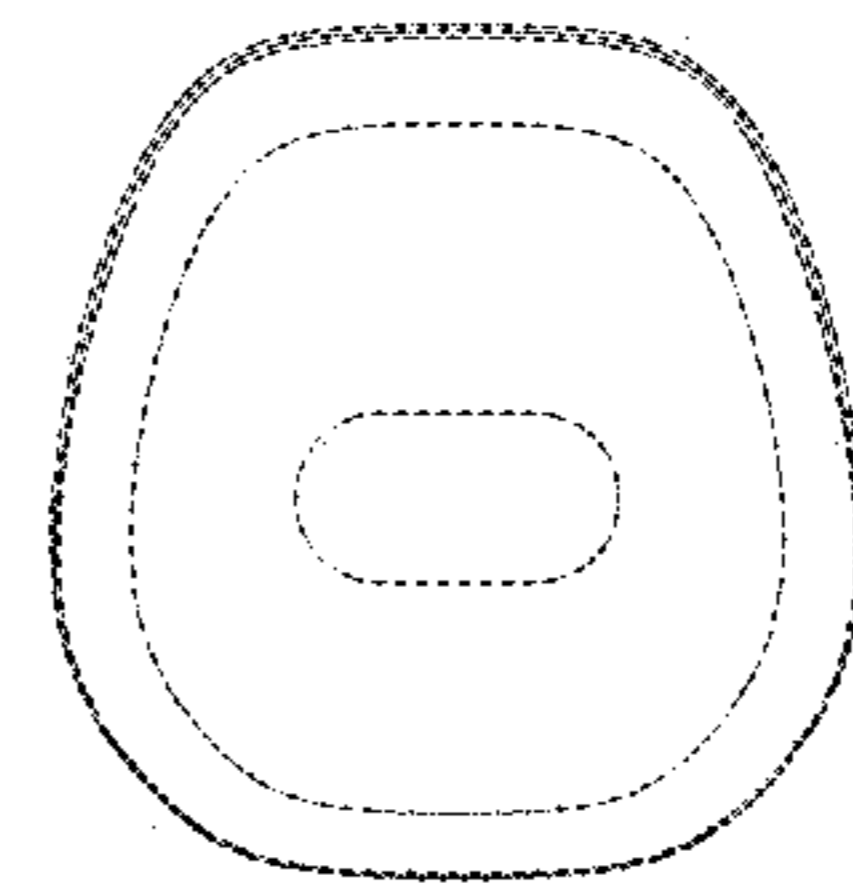


FIG. 14

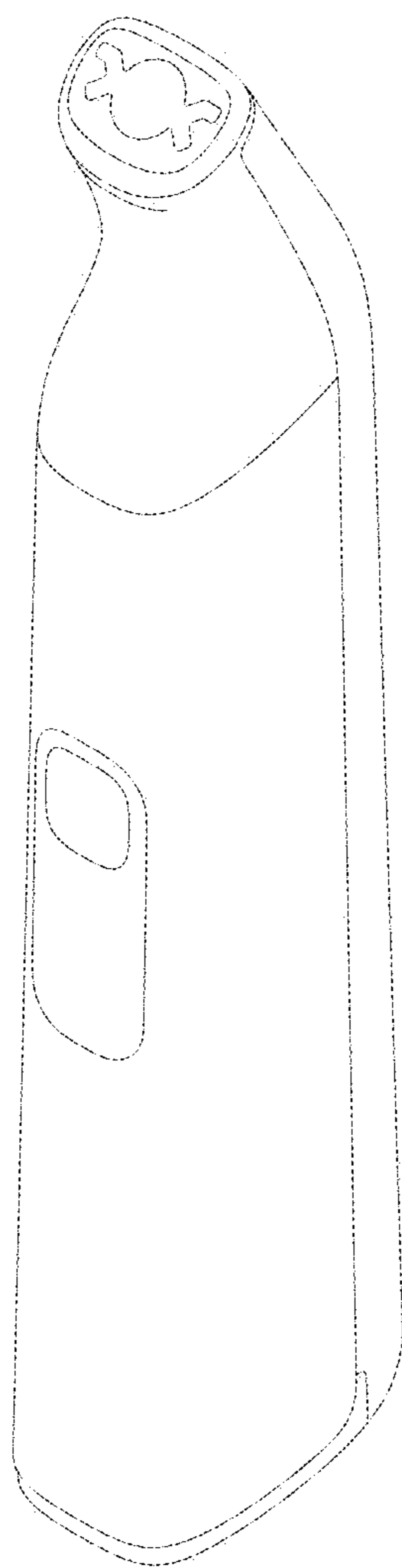


FIG. 15

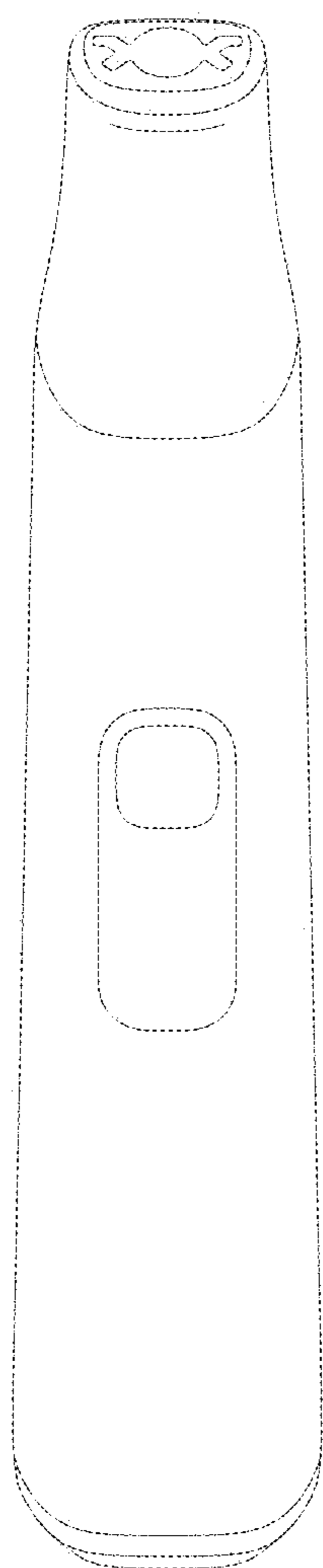


FIG. 16




FIG. 17

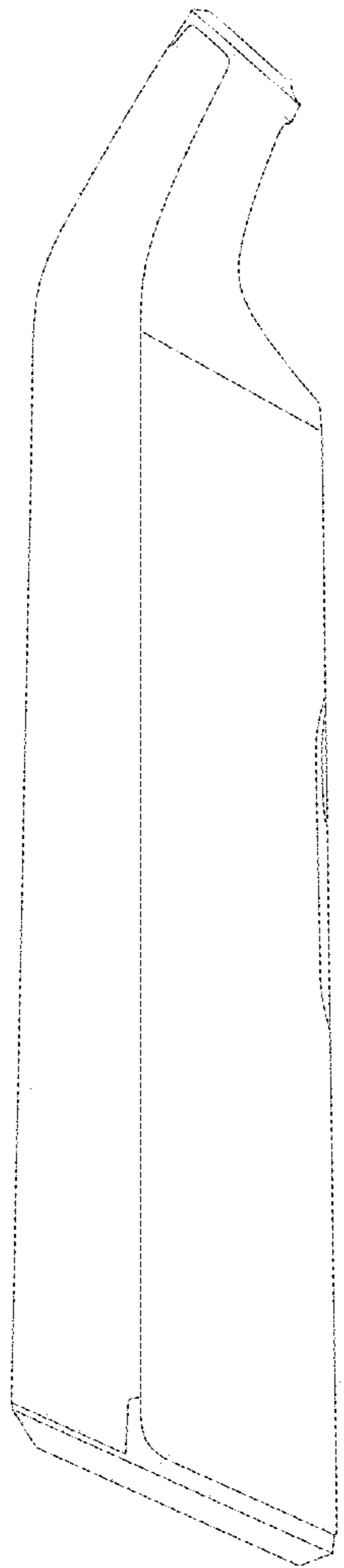


FIG. 18

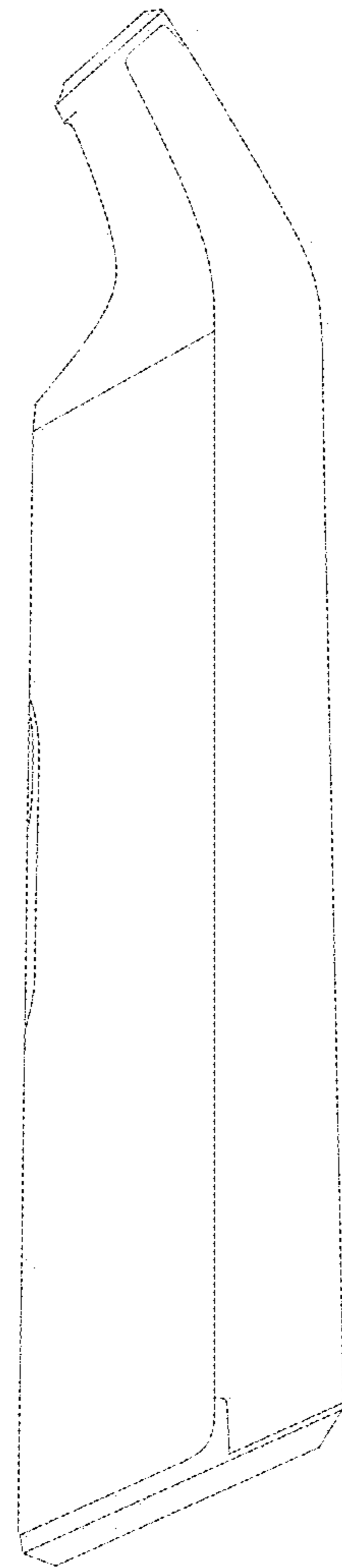


FIG. 19

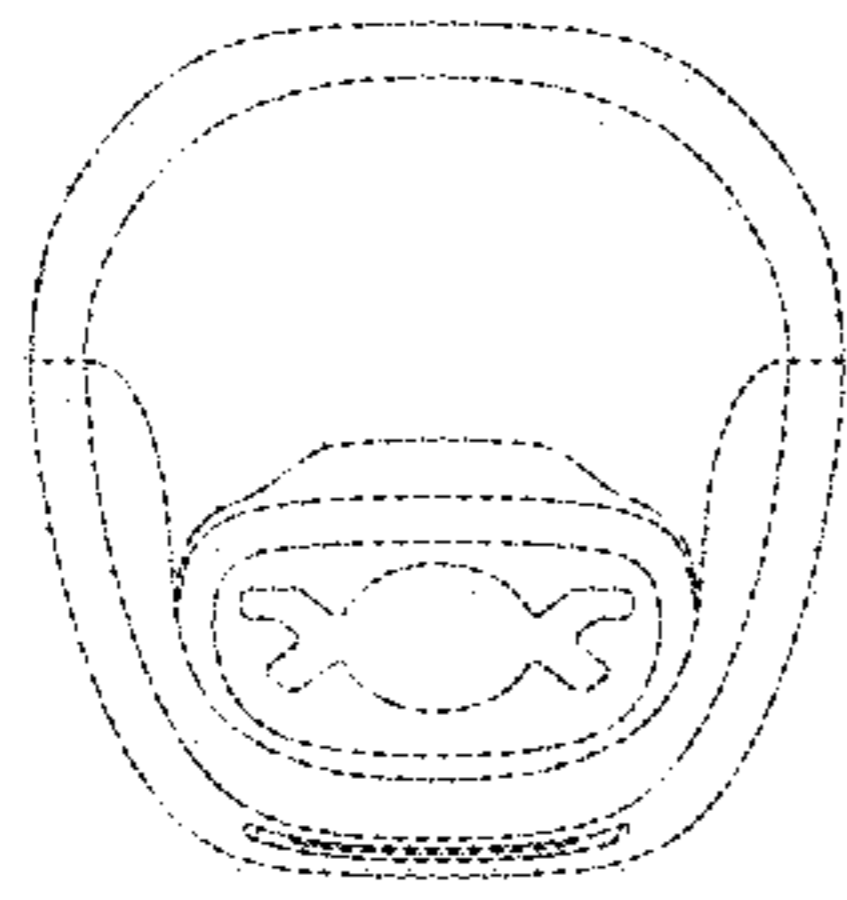


FIG. 20

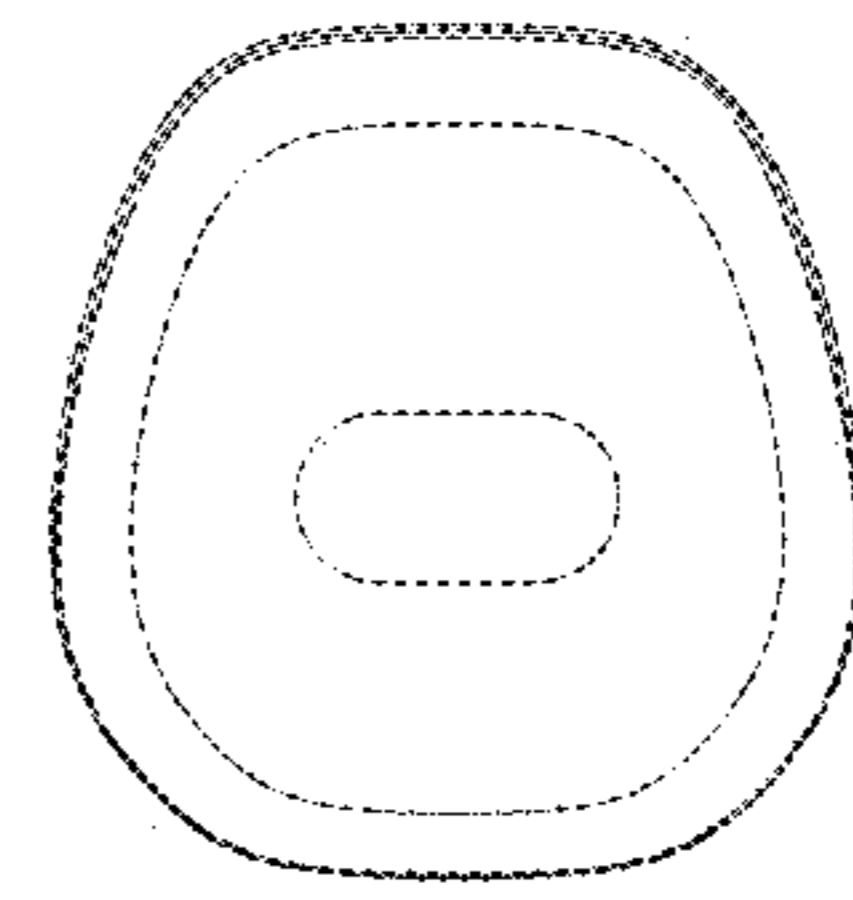


FIG. 21