



US00D968701S

(12) **United States Design Patent** (10) **Patent No.:** **US D968,701 S**  
**Denham** (45) **Date of Patent:** **\*\* Nov. 1, 2022**

(54) **HEART HAIR CLIP**

(71) Applicant: **WUNDERKIN CO. (HILLARY LAYNE LLC)**, New Albany, IN (US)

(72) Inventor: **Hillary Denham**, New Albany, IN (US)

(73) Assignee: **WUNDERKIN CO. (HILLARY LANE LLC)**, New Albany, IN (US)

(\*\*) Term: **15 Years**

(21) Appl. No.: **29/763,625**

(22) Filed: **Dec. 23, 2020**

(51) **LOC (13) Cl.** ..... **28-03**

(52) **U.S. Cl.**  
USPC ..... **D28/40**

(58) **Field of Classification Search**  
USPC ..... D28/39, 40, 42, 43  
CPC ... A45D 8/10; A45D 8/20; A45D 8/22; A45D 8/24

See application file for complete search history.

(56) **References Cited**

U.S. PATENT DOCUMENTS

D143,330 S \* 12/1945 Linsay ..... 132/277  
D412,221 S \* 7/1999 Semrad-Drutz ..... D28/42

D415,856 S \* 10/1999 Semrad-Drutz ..... D28/42  
D460,687 S \* 7/2002 Weinstock ..... D9/629  
D475,649 S \* 6/2003 Comolli ..... D11/81  
D657,707 S \* 4/2012 Koutsolioutsos ..... D11/52  
D885,669 S \* 5/2020 Gu ..... D28/42

\* cited by examiner

*Primary Examiner* — Zenia I Bennett

(74) *Attorney, Agent, or Firm* — Lewis Roca Rothgerber Christie LLP

(57) **CLAIM**

The ornamental design for a heart hair clip, as shown and described.

### DESCRIPTION

FIG. 1 is a perspective right side view of a heart hair clip, showing the new design;  
FIG. 2 is a top view thereof;  
FIG. 3 is a right side view thereof;  
FIG. 4 is a bottom view thereof;  
FIG. 5 is a left side view thereof;  
FIG. 6 is a rear view thereof; and,  
FIG. 7 is a front view thereof.

The broken lines shown in the drawings depict portion of the clip that form no part of the claimed design.

**1 Claim, 3 Drawing Sheets**




FIG. 1

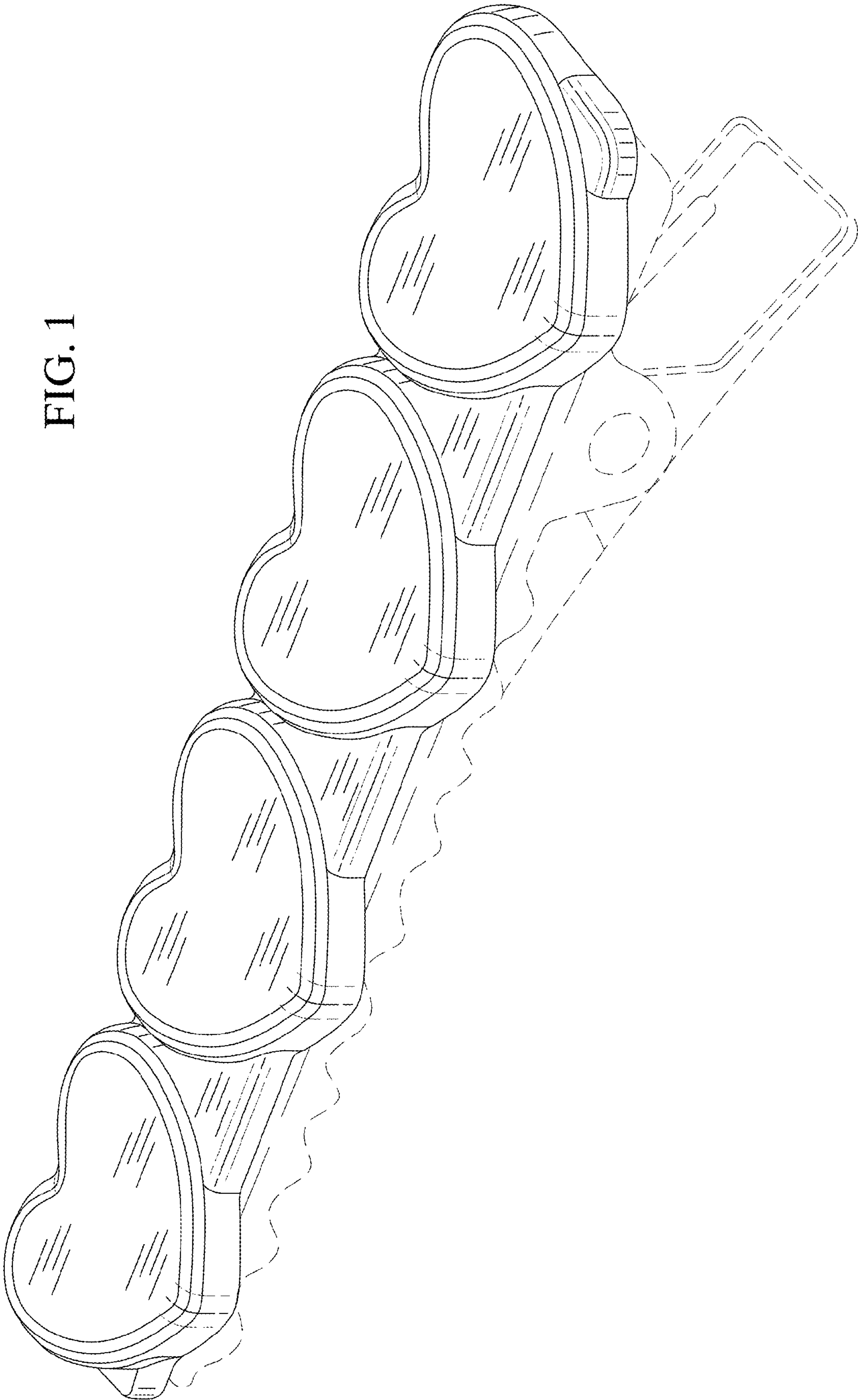


FIG. 2

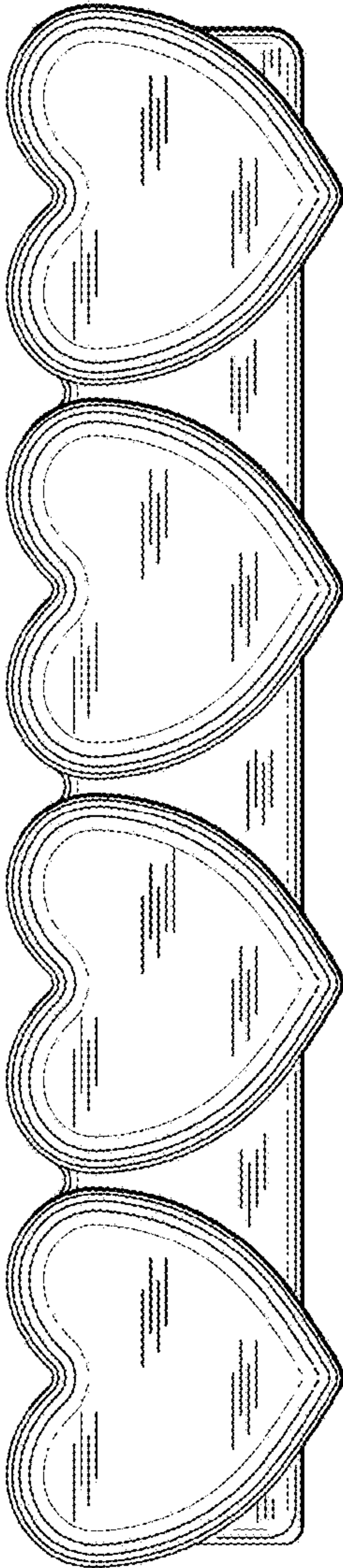


FIG. 3

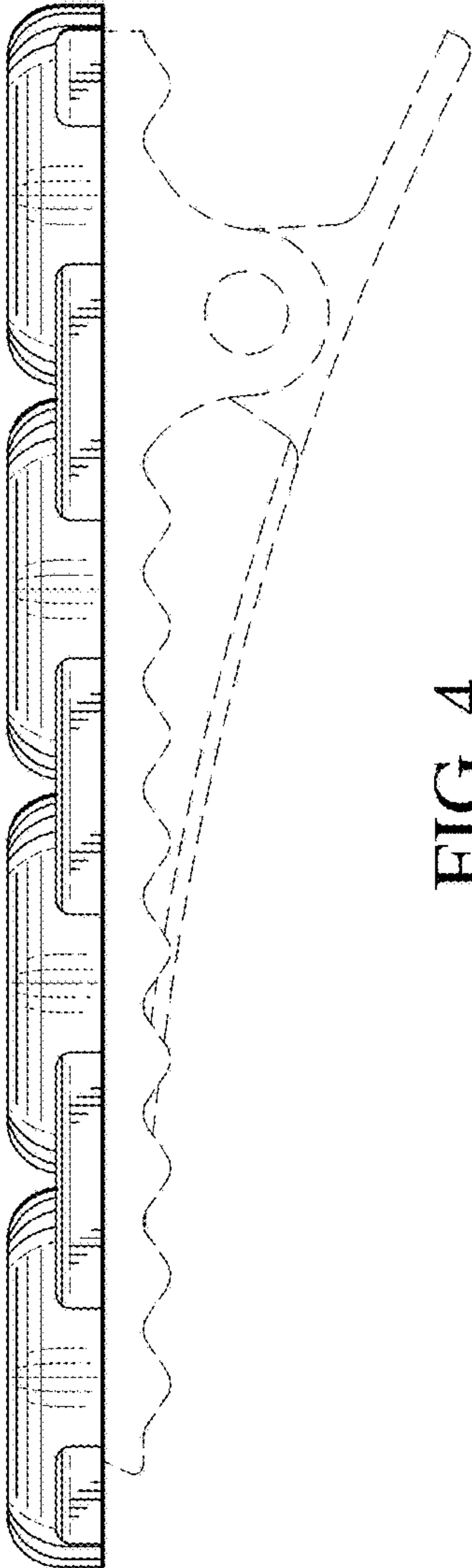


FIG. 4

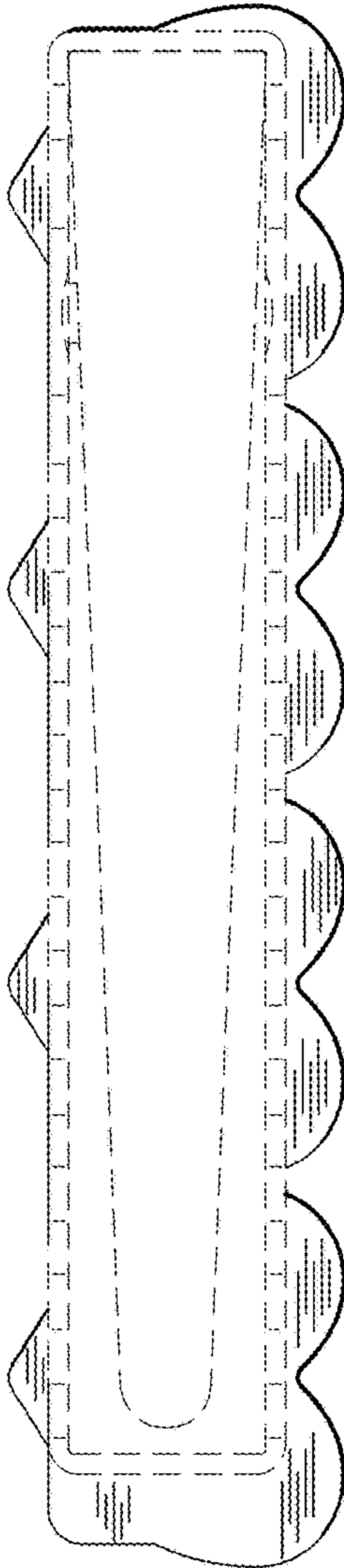




FIG. 5

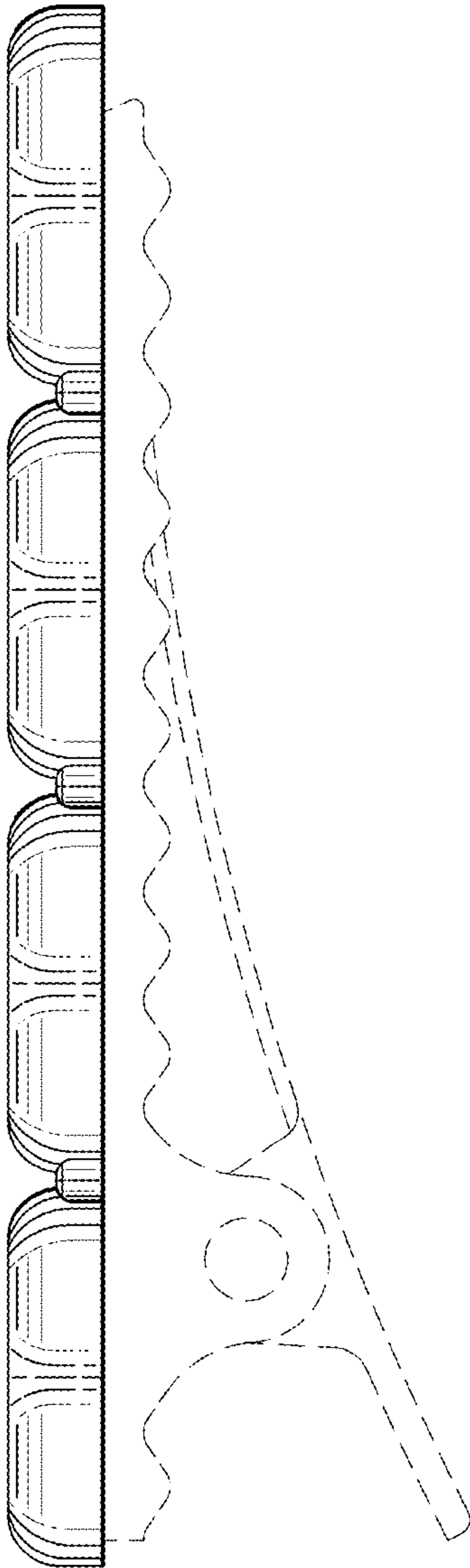


FIG. 6

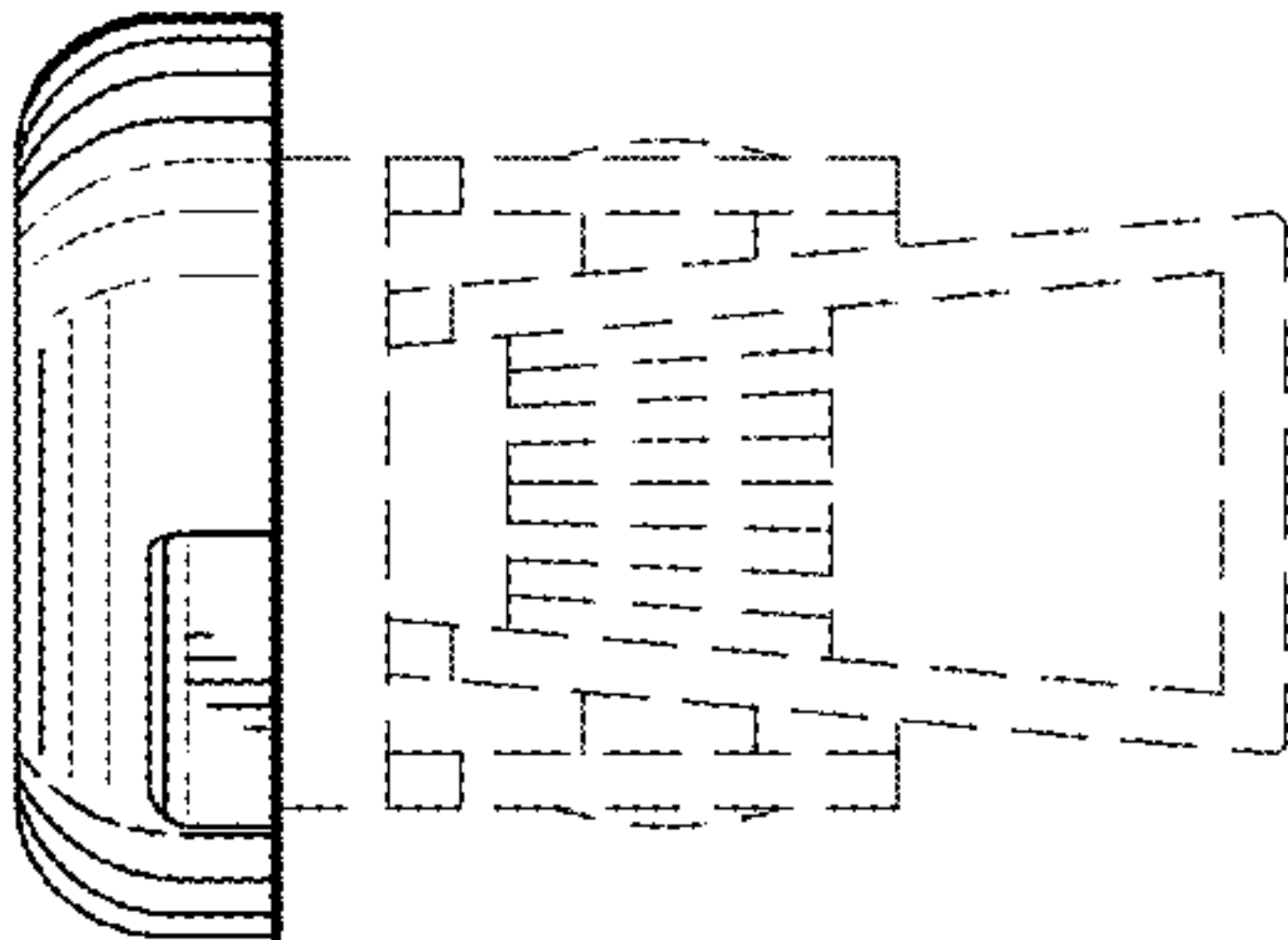


FIG. 7

