



US00D968685S

(12) **United States Design Patent** (10) **Patent No.:** **US D968,685 S**  
**Damera** (45) **Date of Patent:** **\*\* Nov. 1, 2022**

(54) **LIGHT ORNAMENT**

FOREIGN PATENT DOCUMENTS

(71) Applicant: **Malathi Damera**, Lake Zurich, IL (US)  
(72) Inventor: **Malathi Damera**, Lake Zurich, IL (US)  
(\*\*) Term: **15 Years**

CN 304982460 \* 1/2019  
CN 305000078 \* 1/2019  
FR 2860574 A1 \* 4/2005 ..... F21V 21/02  
JP 2005158486 A \* 6/2005 ..... F21V 21/02  
KR 102256074 B1 \* 5/2021

(21) Appl. No.: **29/714,463**

OTHER PUBLICATIONS

(22) Filed: **Nov. 22, 2019**

Jason, "Custom Wrought Iron Fence Finial Tip Options," Feb. 20, 2018, blog.ironfenceshop.com, site visited Jan. 14, 2022, URL: <https://blog.ironfenceshop.com/2018/02/20/custom-wrought-iron-fence-finial-tip-options/> (Year: 2018).\*

(51) **LOC (13) Cl.** ..... **26-05**

(52) **U.S. Cl.**  
USPC ..... **D26/154**

(58) **Field of Classification Search**  
USPC ..... D26/72, 152-155, 67, 113  
CPC .. F21S 8/065; F21S 8/063; F21V 3/00; F21V 3/02; F21V 21/10; F21V 21/02; F21V 21/108; F21V 21/104; F21V 21/112  
See application file for complete search history.

\* cited by examiner

*Primary Examiner* — Eric L Goodman  
*Assistant Examiner* — Sarah L Smith  
(74) *Attorney, Agent, or Firm* — Leavitt Eldredge Law Firm

(56) **References Cited**

U.S. PATENT DOCUMENTS

1,487,181 A \* 3/1924 Robinson ..... F21V 21/104  
248/342  
1,504,374 A \* 8/1924 Pfeifer ..... F21S 8/065  
248/342  
D69,369 S \* 2/1926 Villaret ..... D26/154  
D70,976 S \* 8/1926 Poritz ..... D26/153  
D74,222 S \* 1/1928 Holdeman ..... D26/152  
D74,255 S \* 1/1928 Cantor ..... D8/321  
D77,586 S \* 1/1929 Yokel ..... D26/155  
D397,494 S \* 8/1998 Bayer ..... D26/154  
D430,325 S \* 8/2000 Milicia ..... D26/81  
D431,312 S \* 9/2000 Miranda ..... D26/84  
D451,337 S \* 12/2001 Sum ..... D7/387  
D456,668 S \* 5/2002 Tse ..... D7/387  
D489,474 S \* 5/2004 Brunner ..... D26/84  
D492,850 S \* 7/2004 Zadek ..... F21V 21/104  
D5/20  
D532,548 S \* 11/2006 Dye ..... F21S 8/065  
D26/155  
D587,842 S \* 3/2009 Rhodes ..... D26/142  
D704,881 S \* 5/2014 Johnson ..... D26/81  
D940,368 S \* 1/2022 Kao ..... D26/40


(57) **CLAIM**

The ornamental design for a light ornament, as shown and described.

**DESCRIPTION**

FIG. 1 is a left oblique view of a light ornament according to the present application.  
FIG. 2 is a right isometrical view of the light ornament.  
FIG. 3 is a front view of the light ornament.  
FIG. 4 is a back view of the light ornament.  
FIG. 5 is a left view of the light ornament.  
FIG. 6 is a right view of the light ornament.  
FIG. 7 is a top view of the light ornament; and,  
FIG. 8 is a bottom view of the light ornament.  
In the drawings, the broken lines are for the purpose of illustrating portions of the article that form no part of the claimed design.

**1 Claim, 6 Drawing Sheets**






FIG. 1




FIG. 2




FIG. 3




FIG. 4

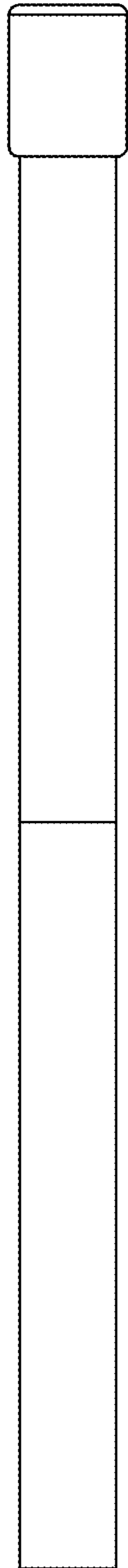


FIG. 5

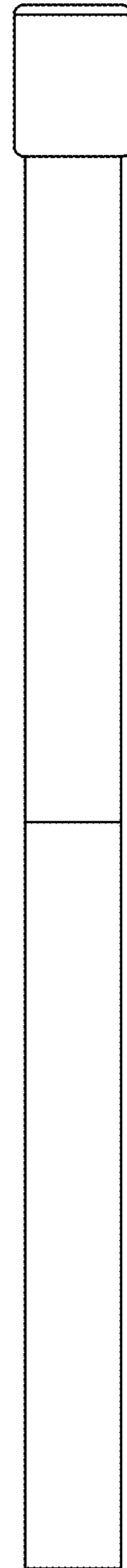


FIG. 6

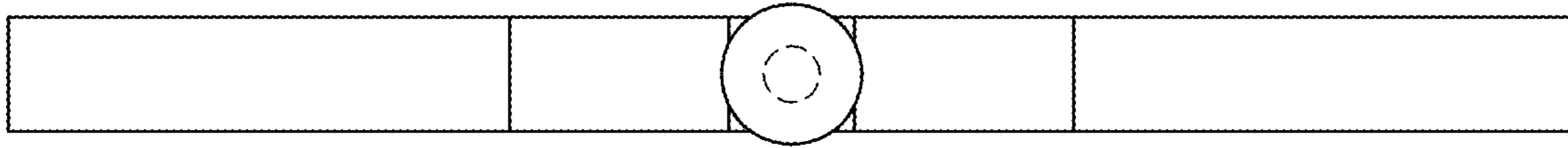


FIG. 7



FIG. 8