



US00D968655S

(12) **United States Design Patent** (10) **Patent No.:** **US D968,655 S**
Adams (45) **Date of Patent:** **** Nov. 1, 2022**

(54) **GEOMETRICAL COLUMN UNIT**
(71) Applicant: **Brian M. Adams**, Bellbrook, OH (US)
(72) Inventor: **Brian M. Adams**, Bellbrook, OH (US)
(**) Term: **15 Years**

4,197,669 A 4/1980 Hynes
D267,609 S 1/1983 Reistetter et al.
D278,676 S 5/1985 DeAre
D285,760 S 9/1986 Milling
D289,528 S 4/1987 Hunsaker
D296,635 S 7/1988 Kelley et al.
D306,107 S 2/1990 Grosfillex
(Continued)

(21) Appl. No.: **29/686,264**
(22) Filed: **Apr. 3, 2019**
(51) **LOC (13) Cl.** **25-01**
(52) **U.S. Cl.**
USPC **D25/126; D25/121; D6/708**
(58) **Field of Classification Search**
USPC D25/120, 121, 126, 128, 130, 133;
D6/708, 708.1, 708.11, 708.12, 708.14,
D6/708.15, 708.16, 708.17, 708.18, 708.2,
D6/708.21, 708.22, 708.23, 708.25
CPC A47B 7/00; A47B 11/00; A47B 13/00;
A47B 2013/024; A47B 2013/025; A47B
91/00; A47B 91/005; A47B 91/12; A47B
91/14; A47B 91/16; E04C 3/00; E04C
3/34; E04H 12/00; E04H 12/08; E04H
12/02; E04H 12/10
See application file for complete search history.

OTHER PUBLICATIONS

Helix Side Table, [https://www.grandinroad.com/helix-side-table/1097368?SourceCode=ZZ51121 &intlShippingCtx=US%7CUSD &SourceCode=7751121&catargetid=120245400000246655 &cadevice=c&gclid=EA1a1QobChMImOG0_di43QIVC1qGCh2ShQPxEAQYDyABEglap_D_BwE](https://www.grandinroad.com/helix-side-table/1097368?SourceCode=ZZ51121&intlShippingCtx=US%7CUSD&SourceCode=7751121&catargetid=120245400000246655&cadevice=c&gclid=EA1a1QobChMImOG0_di43QIVC1qGCh2ShQPxEAQYDyABEglap_D_BwE) Aug. 2018 (Year: 2018).

(Continued)

Primary Examiner — Michael C Stout
Assistant Examiner — Catherine Ho
(74) *Attorney, Agent, or Firm* — Amy Marie Tharp

(57) **CLAIM**

The ornamental design for a geometrical column unit, as shown and described.

DESCRIPTION

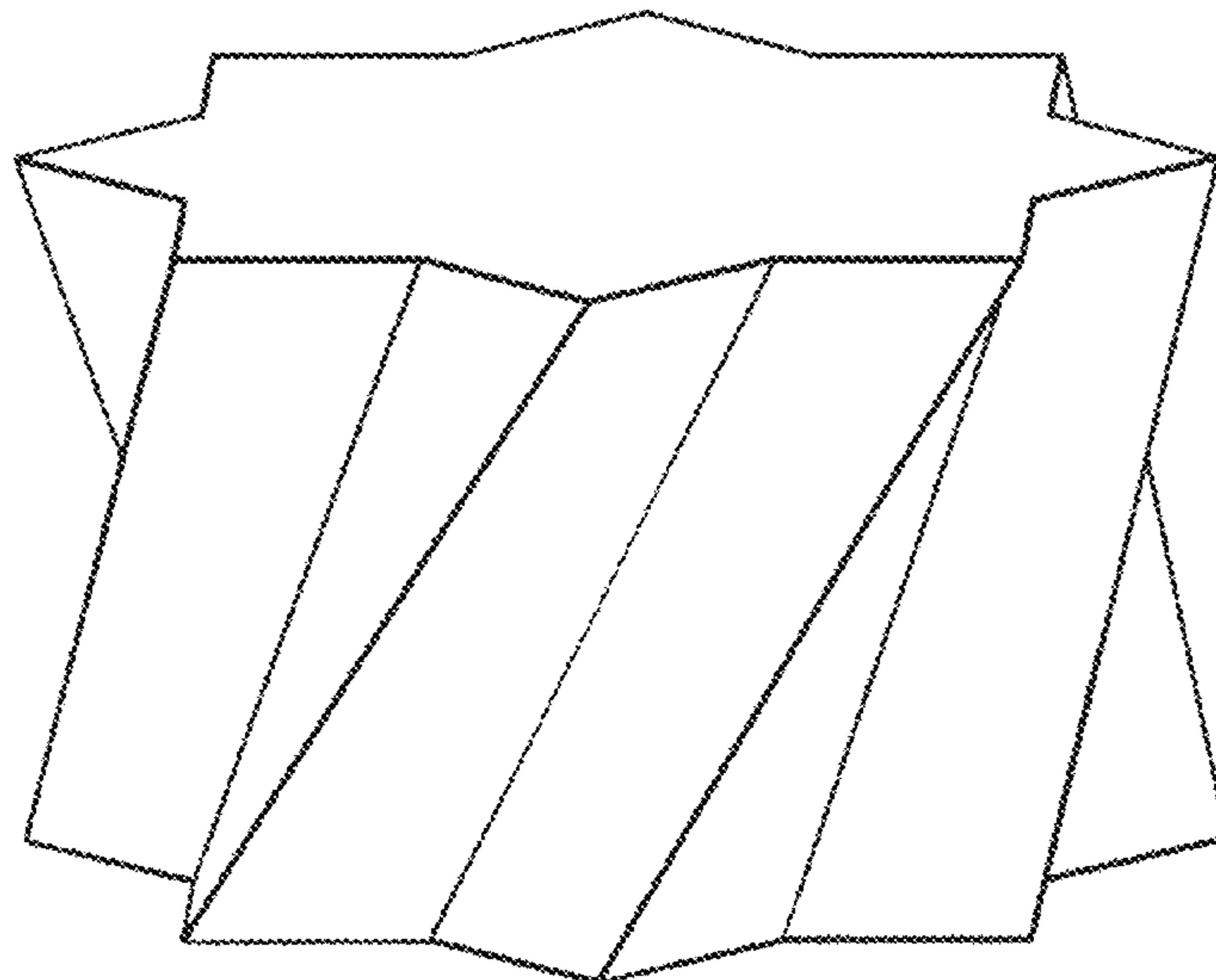
FIG. 1 is a top front perspective view of geometrical column unit showing my new design;
FIG. 2 is a front-side elevational view thereof, the rear side elevational view being a mirror image thereof;
FIG. 3 is a right side elevational view thereof, the left side elevational view being a mirror image thereof; and,
FIG. 4 is a top plan view thereof, the bottom plan view being a mirror image thereof.
The new, original, and ornamental design of a geometrical column unit is contemplated to be a repeatable single segment capable of being stacked at the top and/or bottom surfaces.

1 Claim, 4 Drawing Sheets

(56) **References Cited**

U.S. PATENT DOCUMENTS

414,090 A 10/1889 Taylor
910,192 A 1/1909 Grouvelle et al.
D144,101 S * 3/1946 Botelho D28/85
D155,340 S 9/1949 Frisbie
D186,618 S 11/1959 Haywood
D188,734 S 8/1960 Jacobs
3,196,061 A 7/1965 Paulson et al.
3,221,464 A 12/1965 Miller
D203,861 S 2/1966 Roman
3,649,401 A 3/1972 Gunnerson
D225,941 S 1/1973 Duern
D228,051 S 8/1973 Shimaoka et al.
3,783,571 A 1/1974 Horvath
4,069,638 A 1/1978 Hasselqvist et al.



(56)

References Cited

U.S. PATENT DOCUMENTS

D309,993 S 8/1990 Miklos
 5,020,287 A 6/1991 Woods
 D329,768 S 9/1992 Intardonato
 D352,118 S 11/1994 Kipfmueller
 D352,557 S 11/1994 Hing
 D376,516 S 12/1996 Skinner
 D381,097 S 7/1997 Hing
 D431,133 S 9/2000 Lewis
 D505,745 S 5/2005 Fisher et al.
 D544,637 S 6/2007 McMinn
 7,255,155 B2 8/2007 O'Donnell et al.
 D558,901 S 1/2008 Hing
 D560,826 S 1/2008 Speek
 D566,573 S 4/2008 Lestelle
 D578,843 S * 10/2008 Proulx D8/8
 D578,844 S * 10/2008 Proulx D8/8
 D578,845 S * 10/2008 Proulx D8/8
 D579,282 S * 10/2008 Proulx D8/8
 D579,283 S * 10/2008 Proulx D8/8
 D579,284 S * 10/2008 Proulx D8/8
 D579,285 S * 10/2008 Proulx D8/8
 D579,286 S * 10/2008 Proulx D8/8
 D586,191 S * 2/2009 Proulx D8/8
 D590,452 S 4/2009 Lloyd
 D614,799 S 4/2010 Sabernig
 D675,368 S 1/2013 Leonard
 D679,836 S 4/2013 Niroumandrad
 8,544,235 B2 10/2013 Leiseder
 8,745,958 B2 6/2014 Kang et al.
 D156,364 S 6/2015 Norton
 D739,071 S 9/2015 Adams
 D748,742 S 2/2016 Simonds et al.
 D751,749 S 3/2016 Lovegrove

D761,154 S 7/2016 Agar
 D764,968 S 8/2016 Abbosh
 D773,222 S 12/2016 Smith et al.
 D773,414 S 12/2016 Hoffman
 D783,886 S 4/2017 Adams
 D802,204 S 11/2017 Adams
 D837,413 S 1/2019 Adams
 D838,006 S 1/2019 Adams
 D858,800 S * 9/2019 Adams D25/126
 D859,896 S * 9/2019 Adams D6/708
 D859,897 S * 9/2019 Adams D6/708
 D859,898 S * 9/2019 Adams D6/708
 D859,899 S * 9/2019 Adams D6/708
 D859,900 S * 9/2019 Adams D6/708
 D860,699 S * 9/2019 Adams D6/708
 D872,349 S * 1/2020 Adams D26/118
 D872,926 S * 1/2020 Adams D26/118
 D873,592 S * 1/2020 Adams D6/708
 D874,051 S * 1/2020 Adams D26/118
 D874,711 S * 2/2020 Adams D26/113
 D874,712 S * 2/2020 Adams D26/118
 D874,713 S * 2/2020 Adams D26/118
 2012/0037197 A1 2/2012 Koepke et al.

OTHER PUBLICATIONS

Accent Side Table, https://www.grandinroad.com/helix-side-table/1097368?SourceCode=ZZ51121&intlShippingCtx=US%7CUSD&SourceCode=ZZ51121 &catargetid=120245400000246655&cadevice=c&gclid=EA1a1QobCh M1mOG0_di43QIVC1qGCh2ShQPxEAQYDyABEglap_D_BwE Date Unknown.
 Triangular Side Table, <http://fotsos.com/blog/inspiring-v-shaped-contemporary-residence> Date Unknown.

* cited by examiner

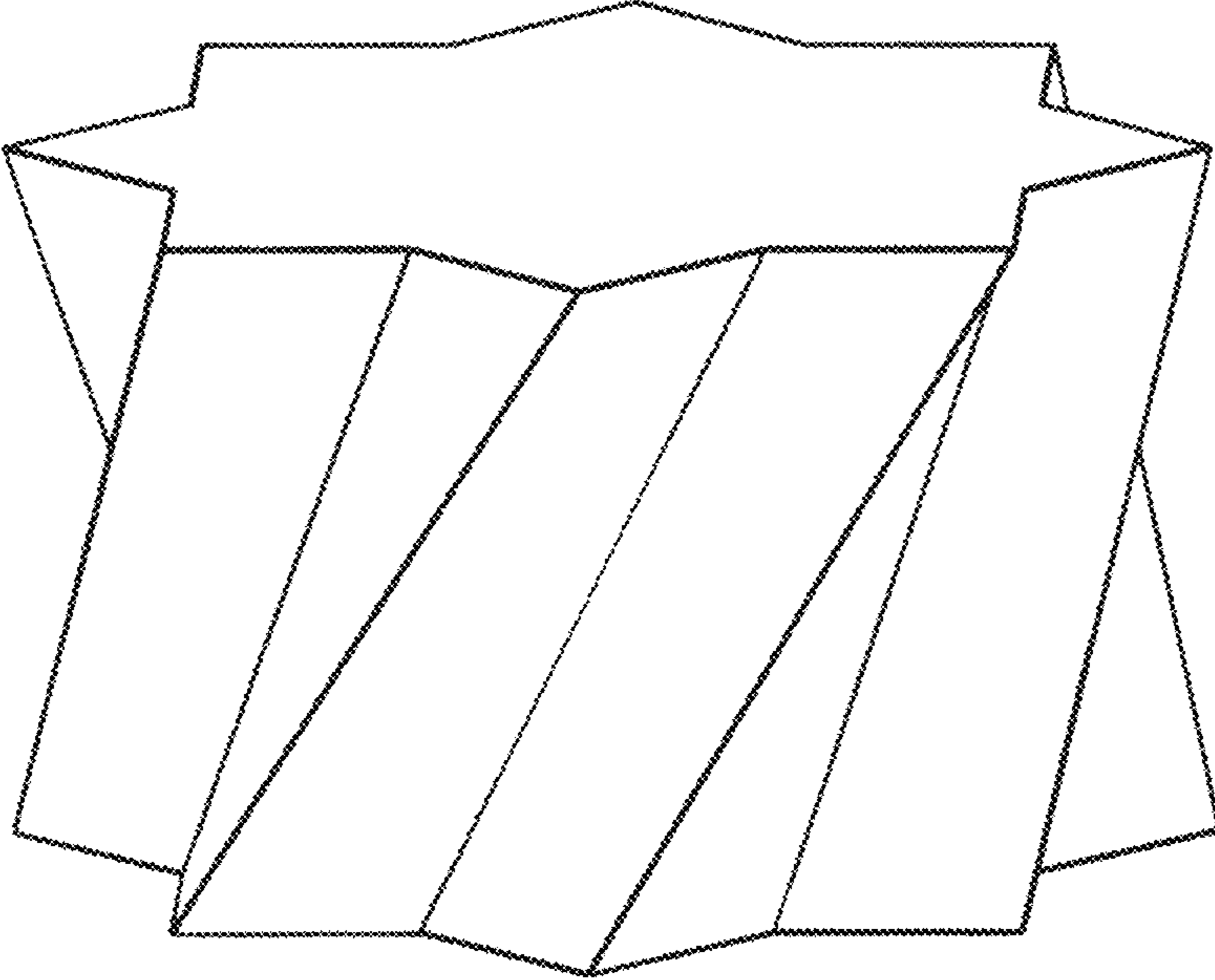


FIG. 1

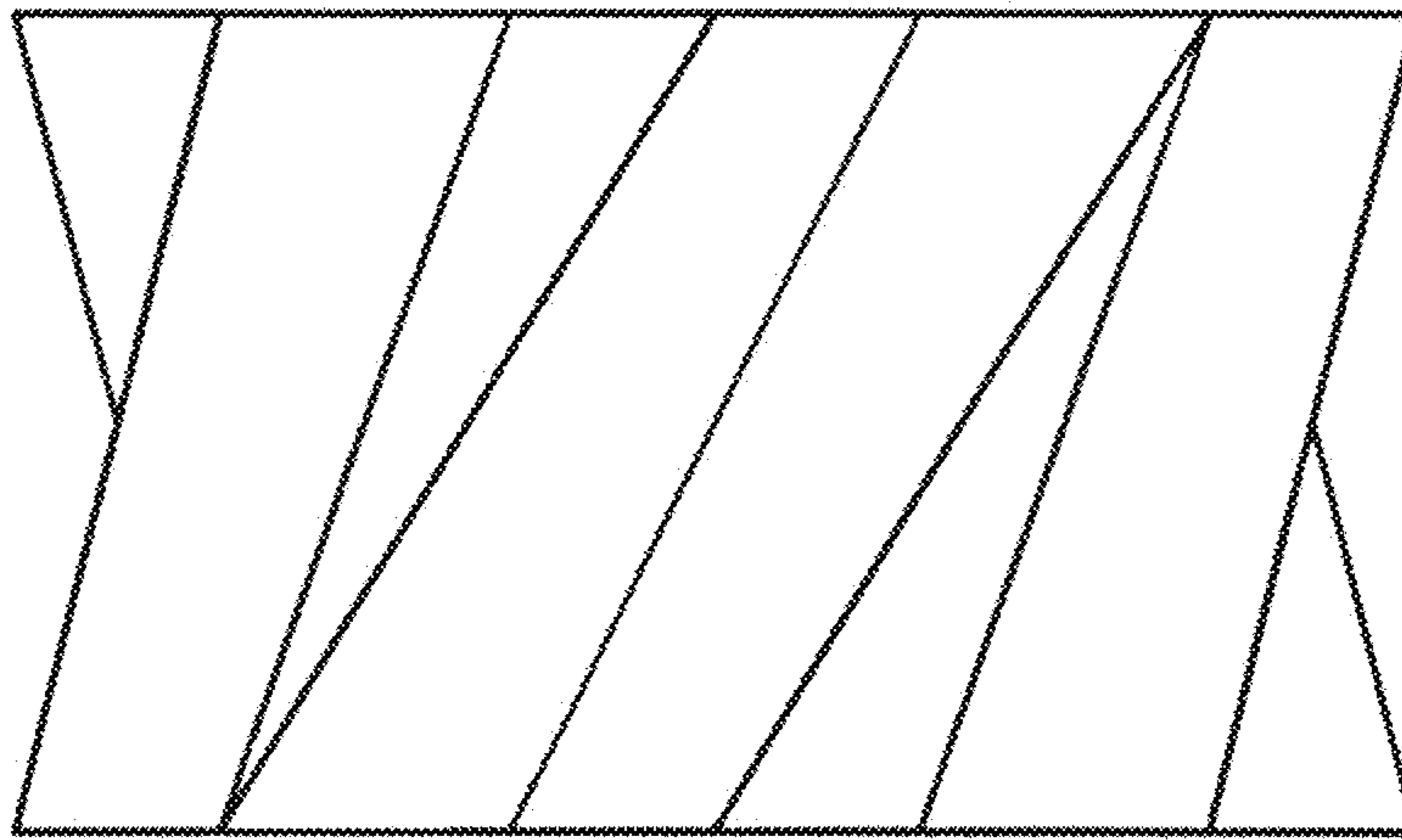


FIG. 2

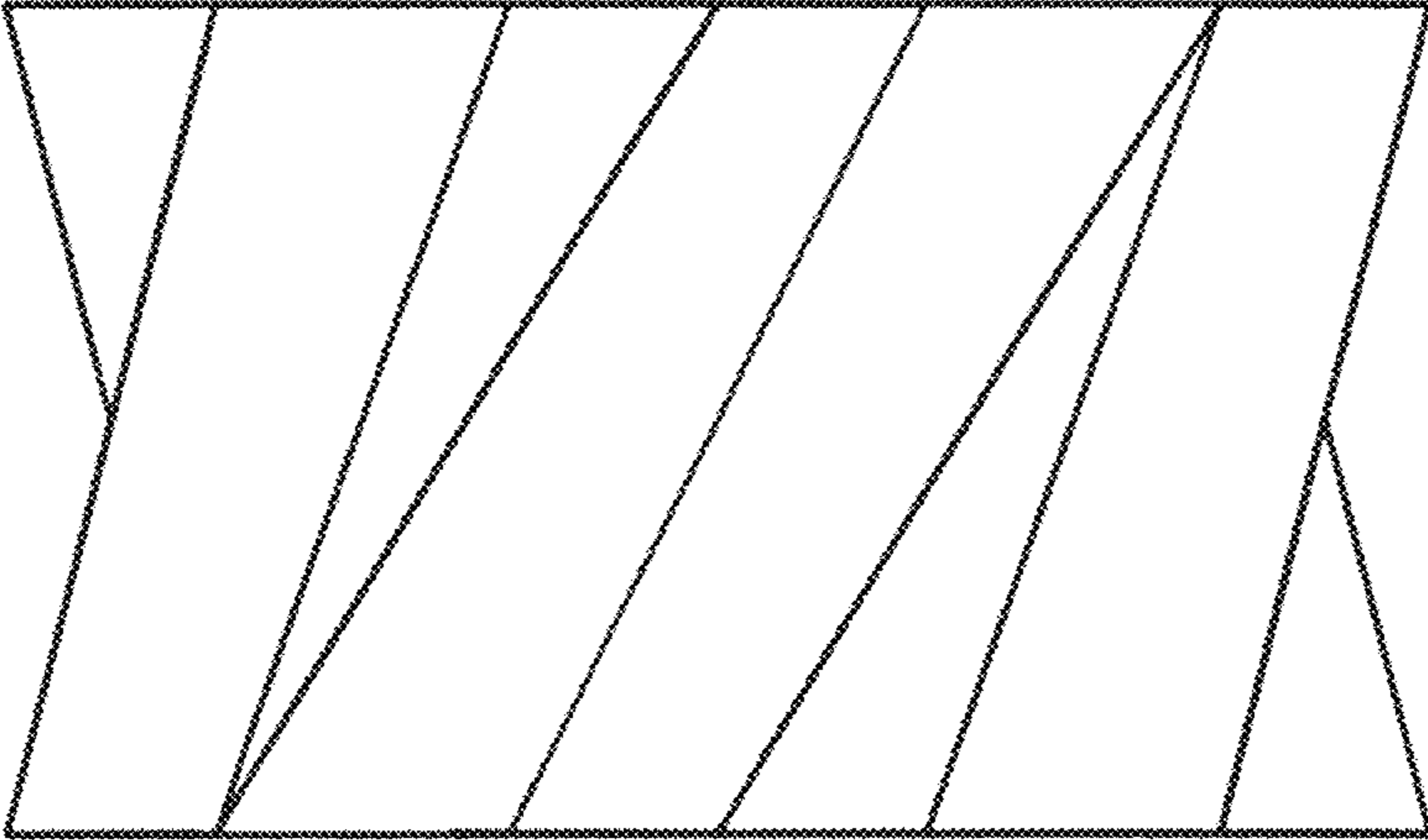


FIG. 3

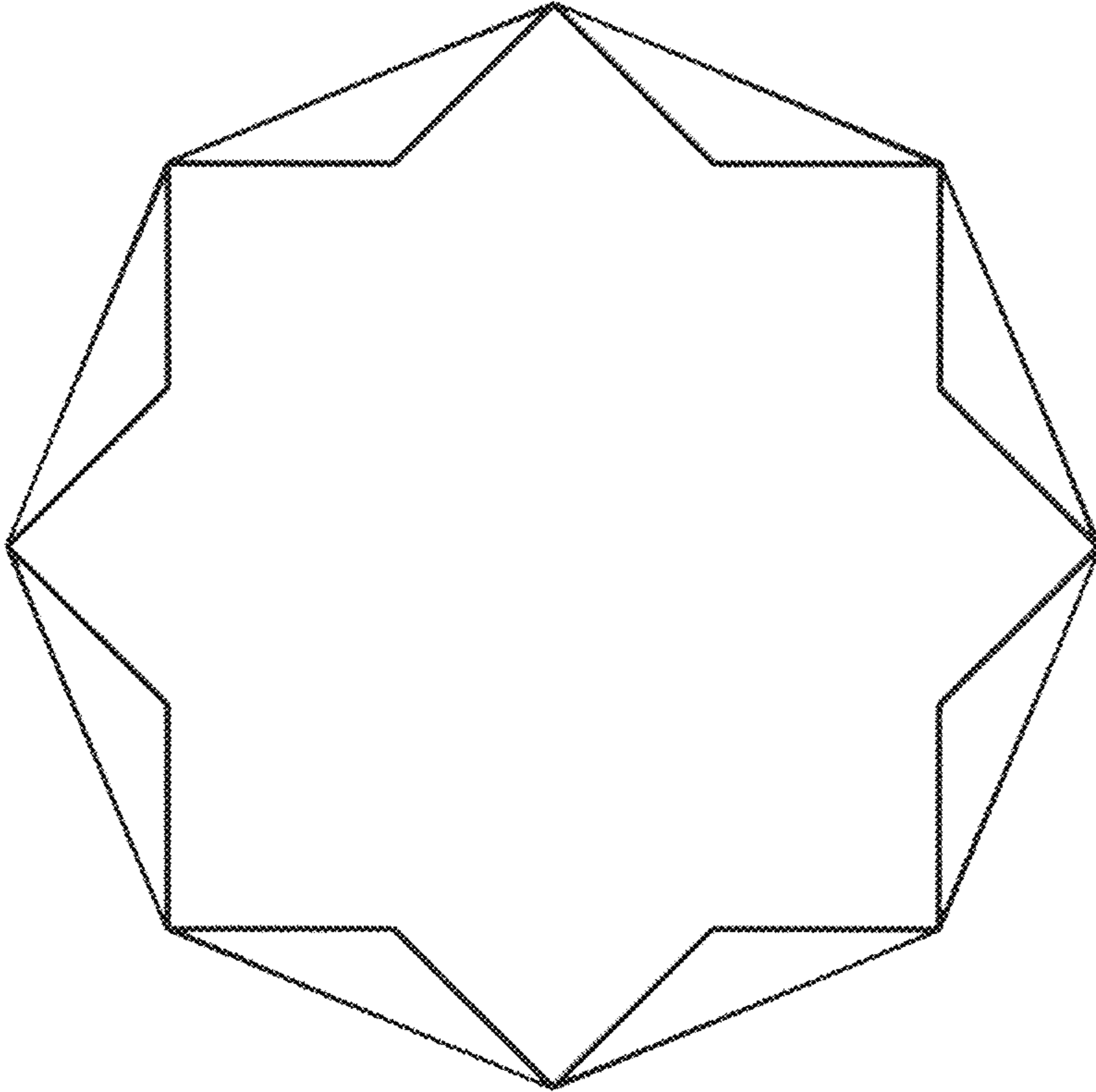


FIG. 4