



US00D968636S

(12) **United States Design Patent** (10) **Patent No.:** **US D968,636 S**
Sedic (45) **Date of Patent:** **** *Nov. 1, 2022**

- (54) **TREATMENT DEVICE**
- (71) Applicant: **FAQ GMBH**, Solothurn (CH)
- (72) Inventor: **Filip Sedic**, Stockholm (SE)
- (73) Assignee: **FAQ GMBH**, Solothurn (CH)
- (*) Notice: This patent is subject to a terminal disclaimer.
- (**) Term: **15 Years**
- (21) Appl. No.: **29/822,090**
- (22) Filed: **Jan. 5, 2022**

D759,831 S *	6/2016	Levi	D24/200
D794,854 S *	8/2017	Zepter	D26/45
D797,302 S *	9/2017	Vahlensieck	D24/209
D855,818 S *	8/2019	Kymm	D24/209
D901,030 S *	11/2020	Yoon	D24/209
D901,031 S *	11/2020	Yoon	D24/209
D907,789 S *	1/2021	Shenfarber	D24/209
D910,162 S *	2/2021	Inoue	D24/107
D930,176 S *	9/2021	Wang	D24/215
D931,489 S *	9/2021	Wang	D24/215
D949,406 S *	4/2022	Sedic	D24/215
D949,407 S *	4/2022	Sedic	D24/215

* cited by examiner

Primary Examiner — Michael A Maharajh
(74) *Attorney, Agent, or Firm* — Evan Feldstein

Related U.S. Application Data

- (63) Continuation of application No. 29/743,021, filed on Jul. 17, 2020, now Pat. No. Des. 949,407.
- (51) **LOC (13) Cl.** **28-03**
- (52) **U.S. Cl.**
USPC **D24/215**
- (58) **Field of Classification Search**
USPC D24/200, 211, 212, 213, 214, 215;
D28/44.1; D4/100, 101
CPC A61B 2017/00761; A61B 2018/00458;
A61H 7/008
See application file for complete search history.

References Cited

U.S. PATENT DOCUMENTS

D652,919 S *	1/2012	Sherwood	D24/133
D734,479 S *	7/2015	Youngquist	D24/158

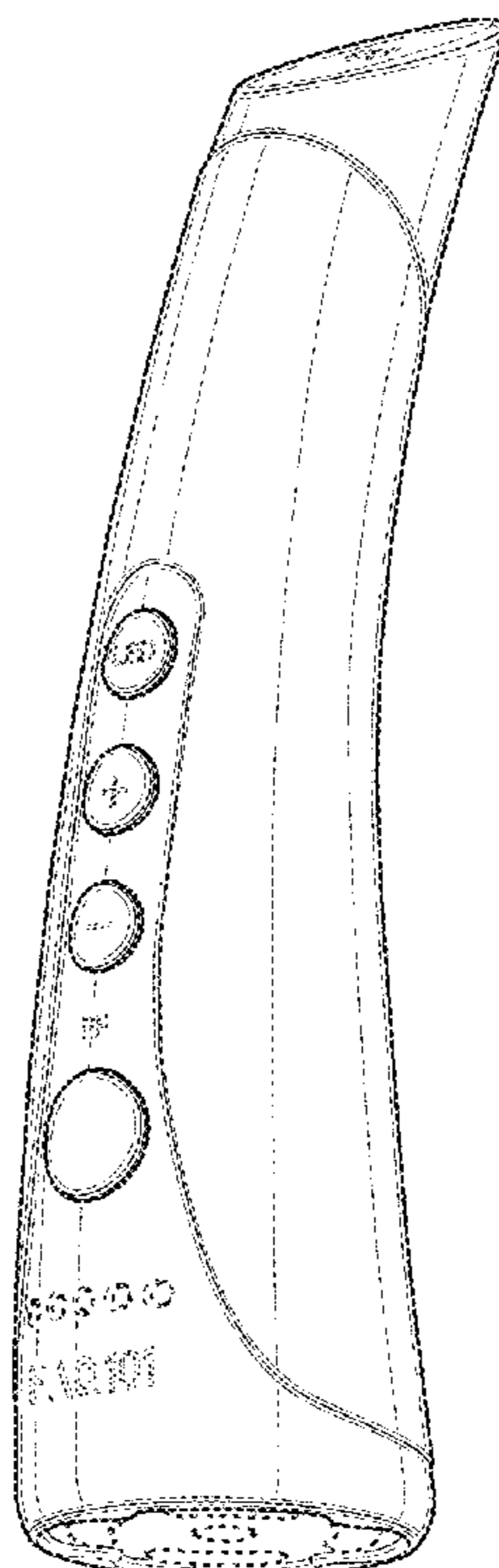
(57) **CLAIM**

I claim the ornamental design for a treatment device, as shown and described.

DESCRIPTION

FIG. 1 is a perspective view of a treatment device. FIG. 2 is a front view of the treatment device. FIG. 3 is a rear view of the treatment device. FIG. 4 is a left side view of the treatment device. FIG. 5 is a right side view of the treatment device. FIG. 6 is a view of the treatment device; and, FIG. 7 is a bottom view of the treatment device. The broken lines shown in the figures are for the purposes of illustrating portions of the treatment device, which form no part of the claimed design.

1 Claim, 7 Drawing Sheets



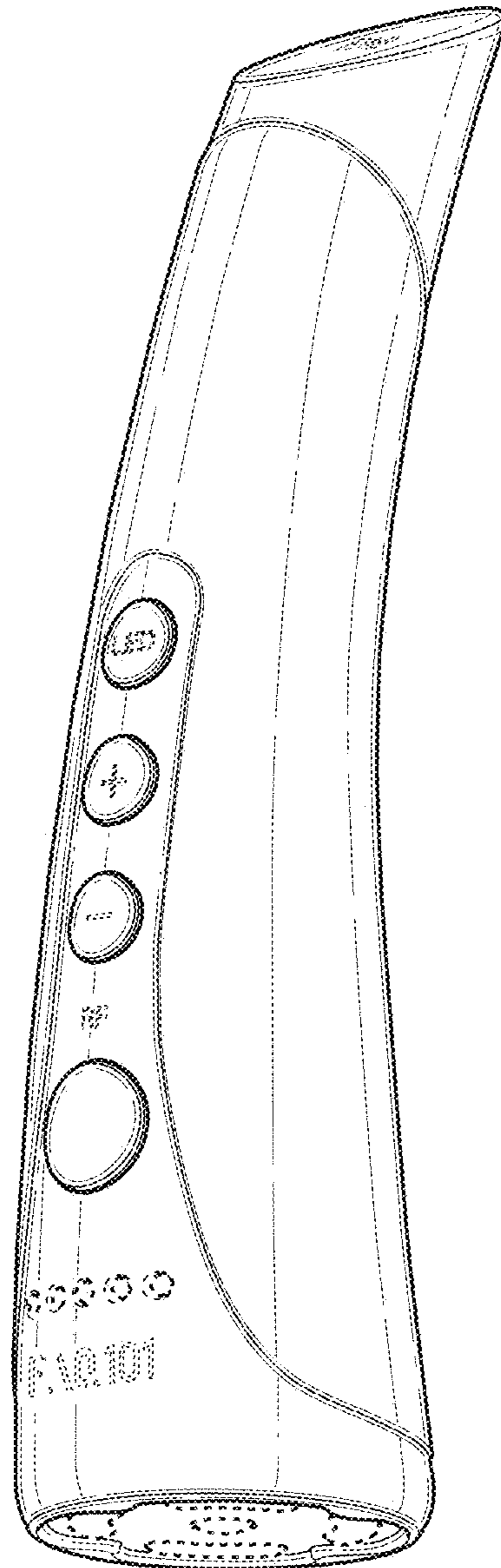


FIG. 1

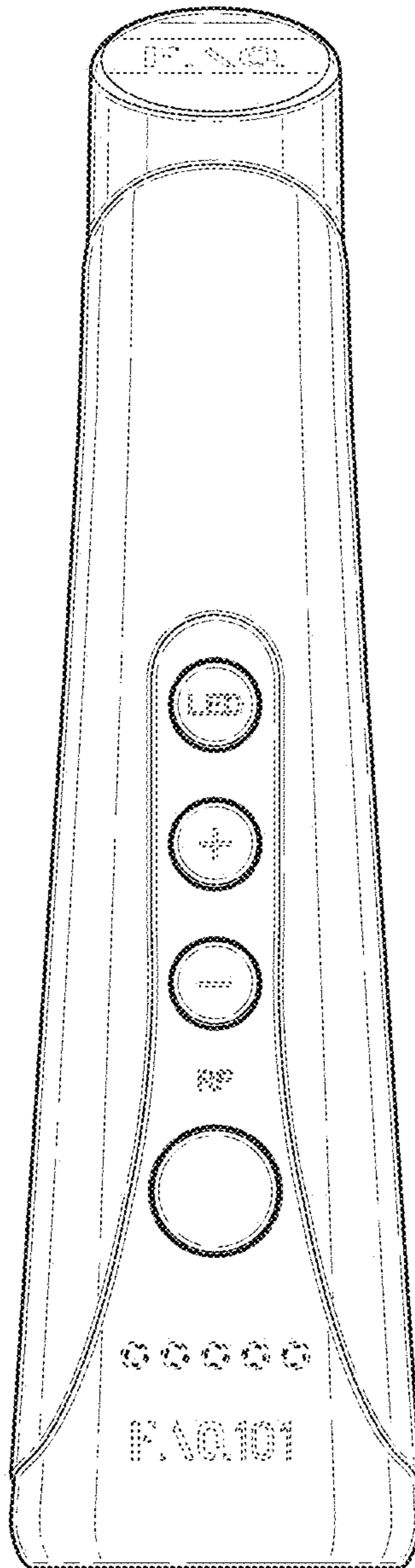


FIG. 2

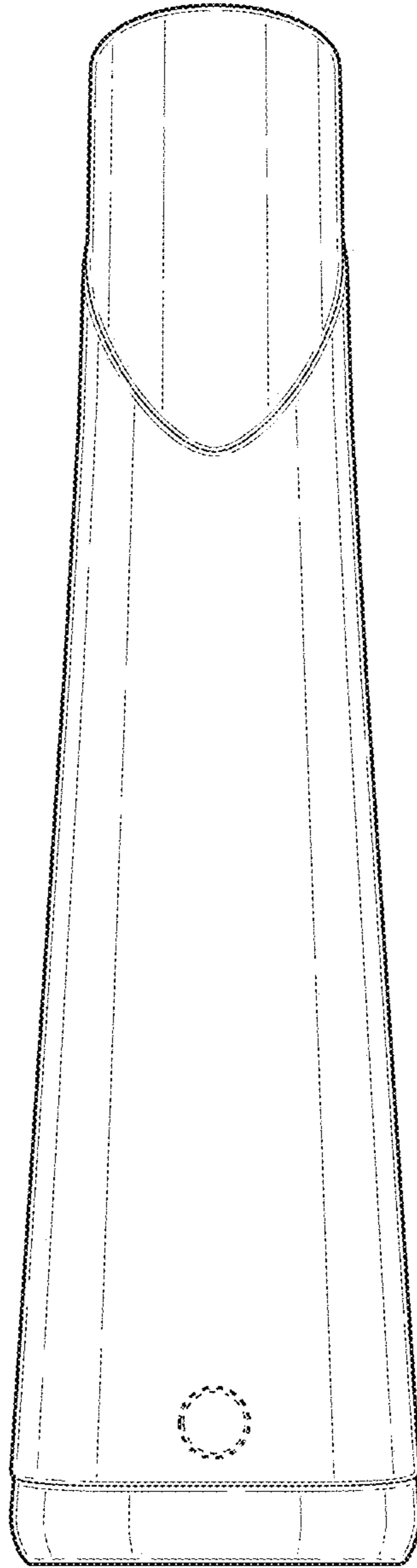


FIG. 3

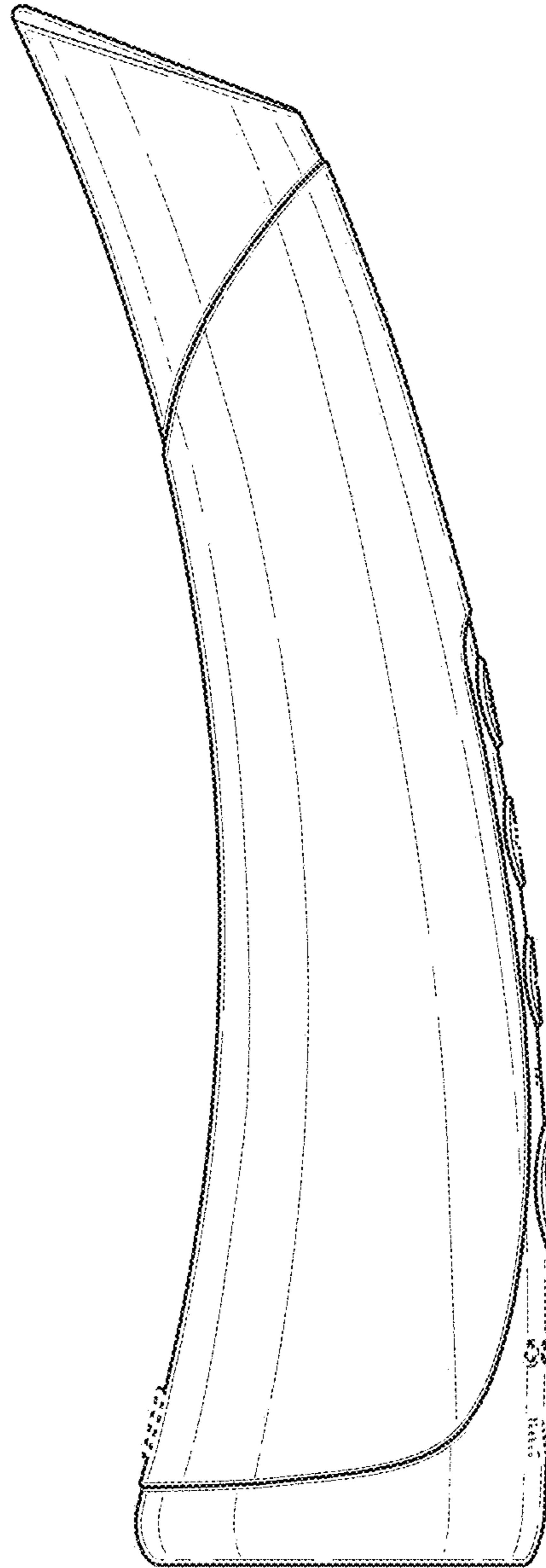


FIG. 4

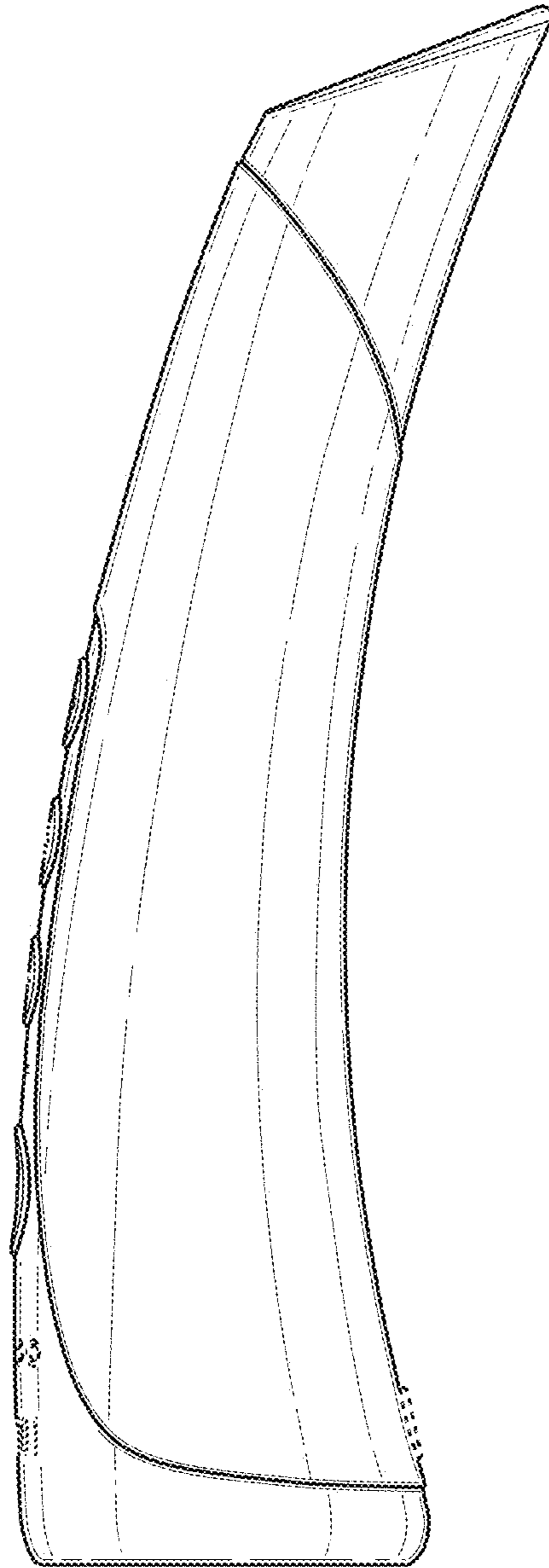


FIG. 5

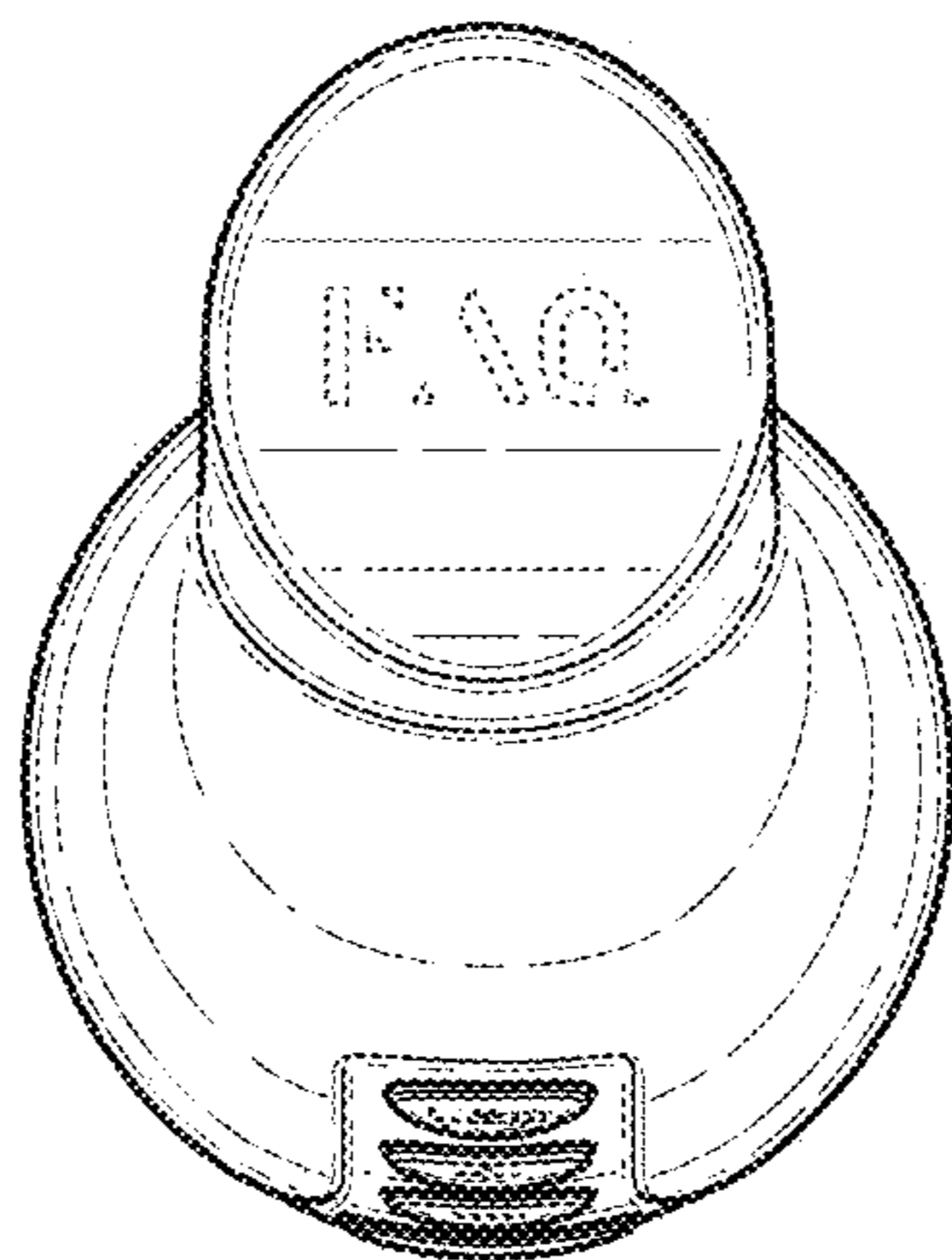


FIG. 6

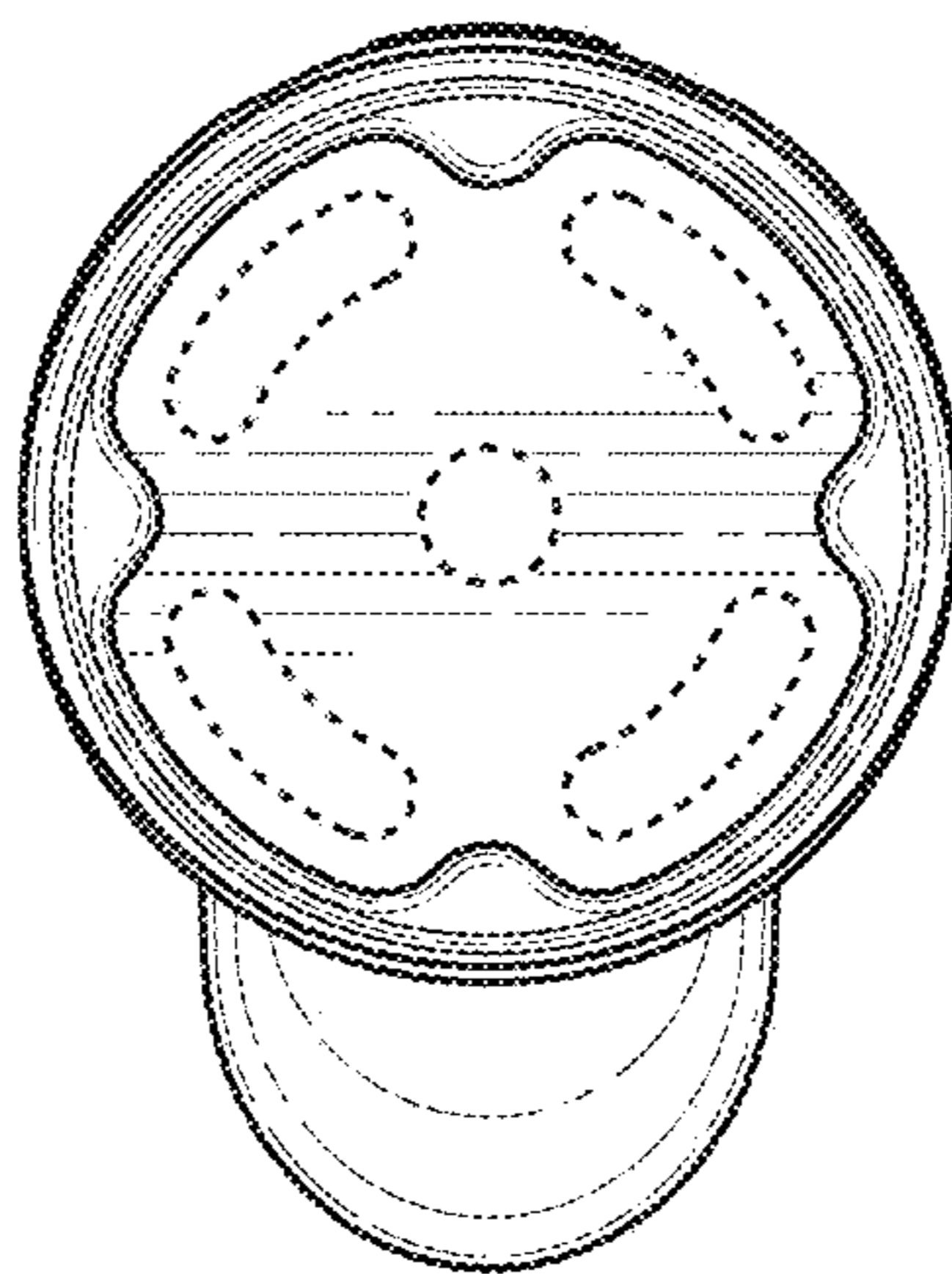


FIG. 7