



US00D968633S

(12) **United States Design Patent**
Karim

(10) **Patent No.:** **US D968,633 S**

(45) **Date of Patent:** **** Nov. 1, 2022**

(54) **SKIN TONING DEVICE**

(71) Applicant: **Covalent Group Inc.**, Lehi, UT (US)

(72) Inventor: **Imran Karim**, Frisco, TX (US)

(73) Assignee: **Covalent Group Inc.**, Lehi, UT (US)

(**) Term: **15 Years**

(21) Appl. No.: **29/766,105**

(22) Filed: **Jan. 13, 2021**

(51) **LOC (13) Cl.** **28-03**

(52) **U.S. Cl.**
USPC **D24/215**

(58) **Field of Classification Search**
USPC D24/127, 130, 133, 188, 200, 211, 212,
D24/213, 214, 215; D28/44, 56, 58;
D10/57; D30/158; D7/688
CPC A61H 7/00; A61H 1/00; A61H 2205/00;
A61B 10/04; A61N 5/0616; A61N
2005/0644; A61N 2005/0643; A61N
1/328

See application file for complete search history.

(56) **References Cited**

U.S. PATENT DOCUMENTS

D472,642 S *	4/2003	Henckel	D24/211
D540,952 S *	4/2007	Colvin	D24/215
D634,022 S *	3/2011	Scappaticci	D7/649
D712,563 S *	9/2014	Pursel	D24/171
D866,786 S *	11/2019	Garner	D24/215
D878,615 S *	3/2020	Ankosko	D24/214
D894,418 S *	8/2020	Paterson	D24/214
D922,598 S *	6/2021	Levy	D24/215

D945,636 S *	3/2022	Sletten	D24/214
D946,163 S *	3/2022	Dempsey	D24/214
D956,246 S *	6/2022	Zhou	D24/214
D956,986 S *	7/2022	Cai	D24/200

OTHER PUBLICATIONS

Solawave, "Anti Breakout Wand", Earliest Review Date Oct. 11, 2021. <https://solawave.co/products/blue-light-wand>. Shown on p. 1. (Year: 2021).*

Amazon, "Solawave 4in1 Facial Wand", Date First Available Sep. 8, 2021. https://www.amazon.com/SolaWave-Skincare-Microcurrent-Massager-Wrinkles/dp/B09B2X81RB/ref=cm_cr_arp_d_product_top?ie=UTF8. Shown on p. 1. (Year: 2021).*

Youtube, "Solawave Advanced Skincare Wand", Published Date Mar. 27, 2021. https://www.youtube.com/watch?v=dQVCLjWzf_Y. (Year: 2021).*

* cited by examiner

Primary Examiner — Michael A Maharajh

(74) *Attorney, Agent, or Firm* — Winstead PC

(57) **CLAIM**

The ornamental design for a skin toning device, as shown and described.

DESCRIPTION

FIG. 1 is a perspective view of a skin toning device in accordance with the design;

FIG. 2 is a front view thereof;

FIG. 3 is a back view thereof;

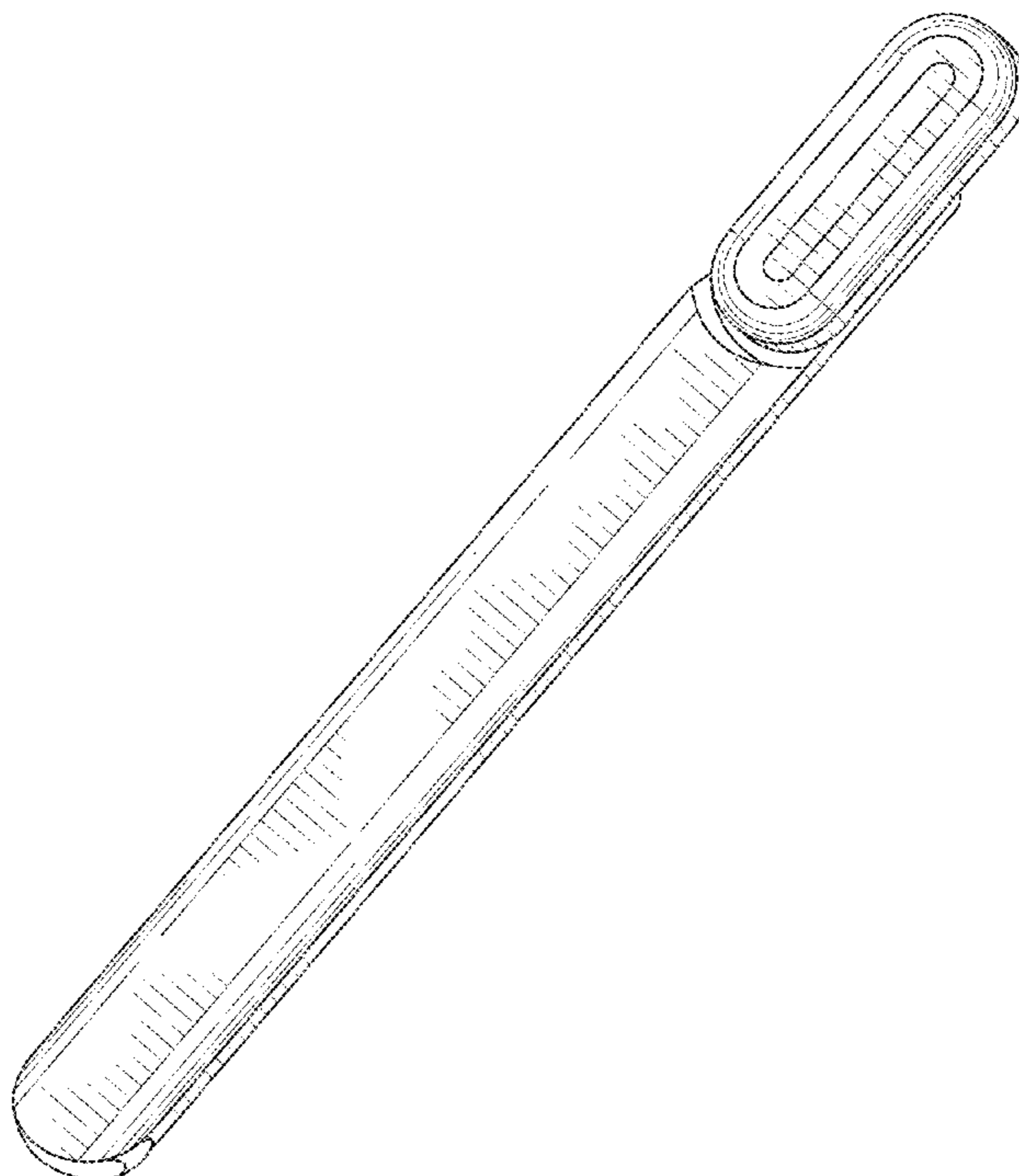
FIG. 4 is a left side view thereof;

FIG. 5 is a right side view thereof;

FIG. 6 is a top plan view thereof; and,

FIG. 7 is a bottom plan view thereof.

1 Claim, 4 Drawing Sheets



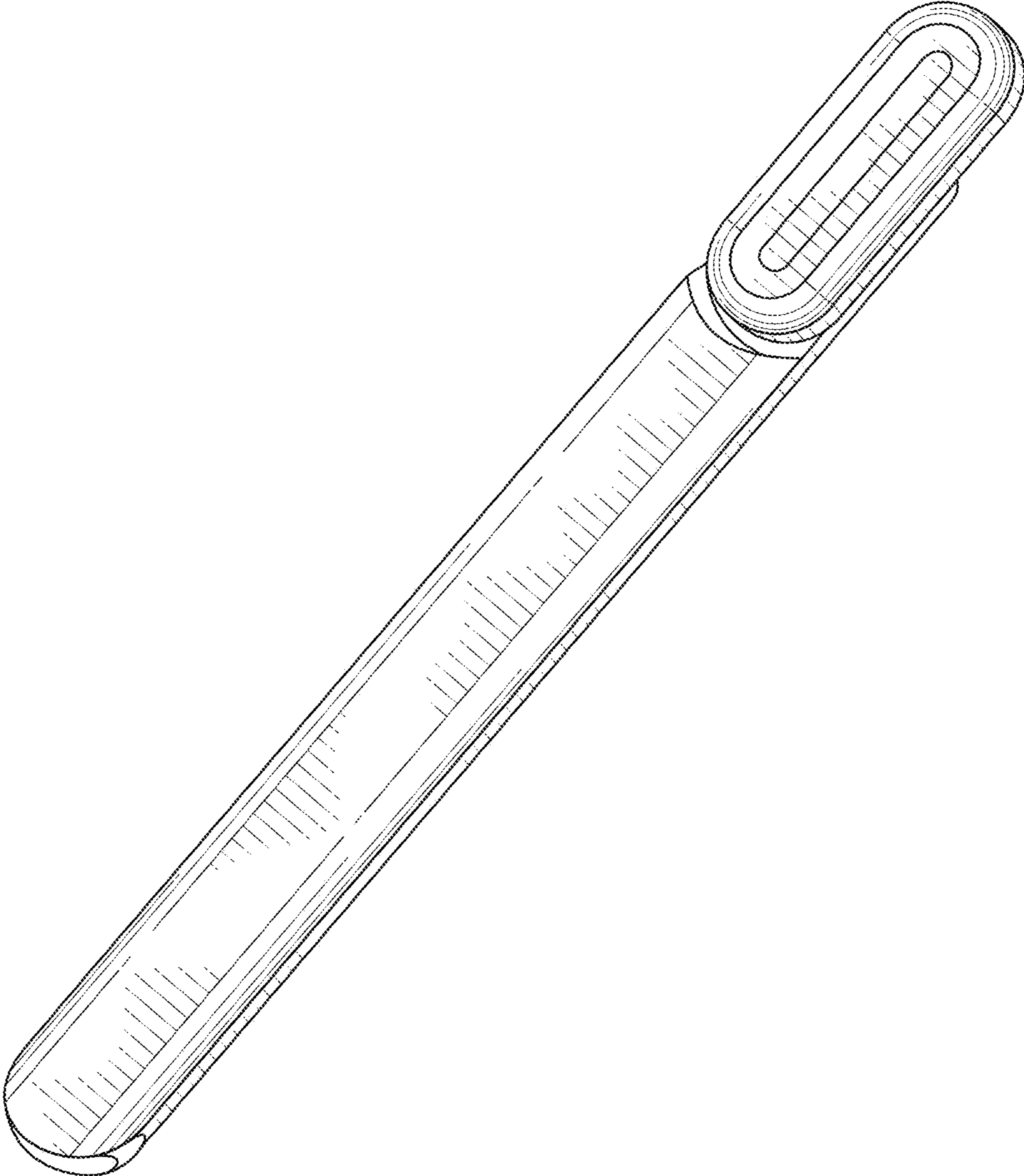


FIG. 1

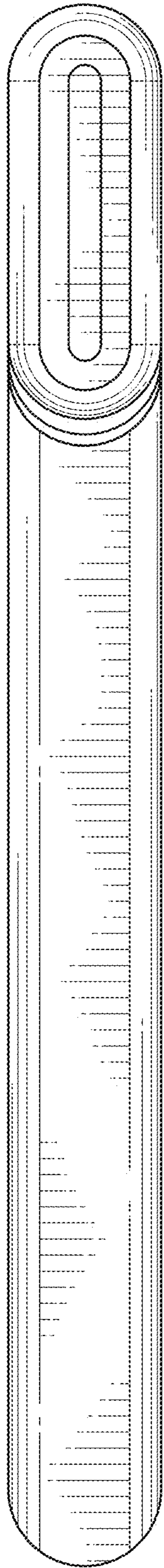


FIG. 2

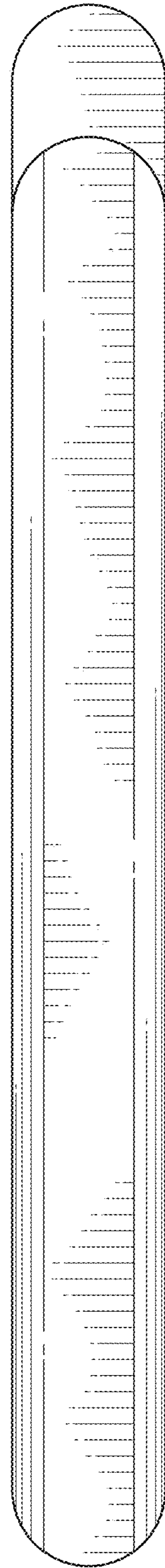


FIG. 3

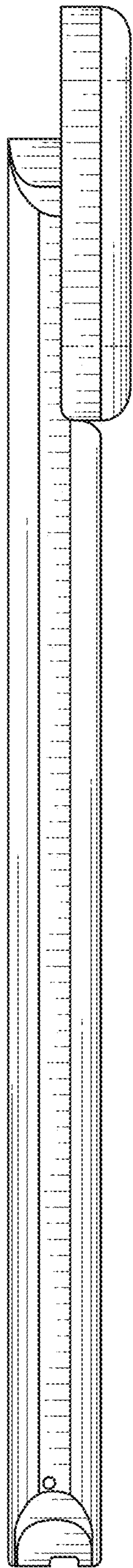


FIG. 4

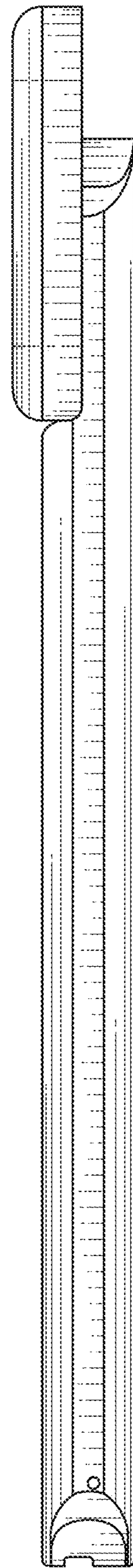


FIG. 5

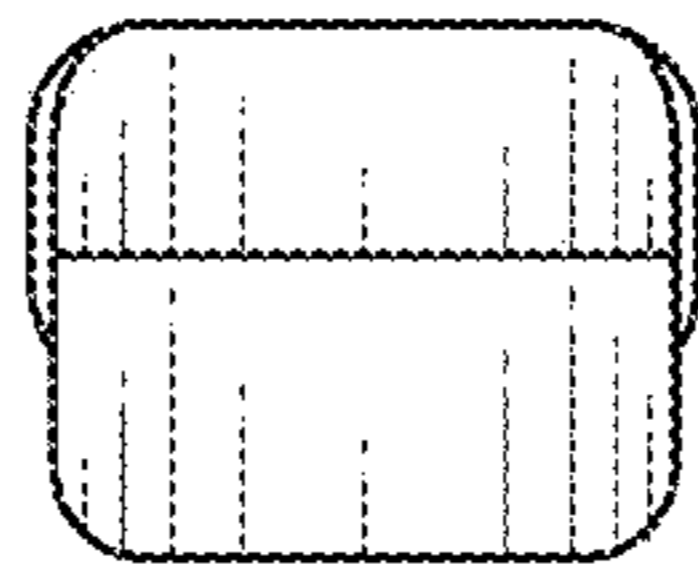


FIG. 6

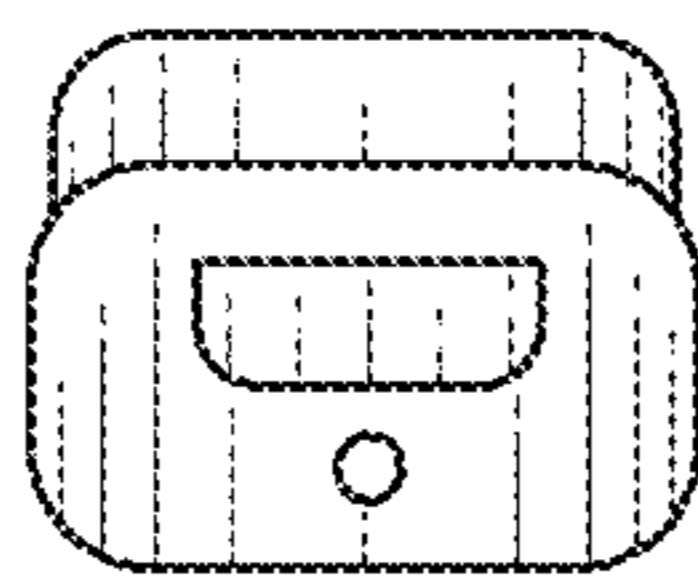


FIG. 7