



US00D968583S

(12) **United States Design Patent** (10) **Patent No.:** **US D968,583 S**
Fan (45) **Date of Patent:** **** Nov. 1, 2022**

(54) **ELECTRIC NECK WARMER**

FOREIGN PATENT DOCUMENTS

(71) Applicant: **Xiaomin Fan**, Ji'an (CN)

CN 305387113 S 10/2019

(72) Inventor: **Xiaomin Fan**, Ji'an (CN)

CN 306407790 S 3/2021

CN 202130436029.5 * 7/2021

(**) Term: **15 Years**

OTHER PUBLICATIONS

(21) Appl. No.: **29/802,694**

Icebirds Neck Warmer Rechargeable . . . , [online]; [date first available to the internet Oct. 12, 2021]; [retrieved from the internet on Jul. 15, 2022]; URL: https://www.amazon.com/ICEBIRDS-Rechargeable%EF%BC%8C2021-Technology-Neck%EF%BC%8C8000mAh-Portable/dp/B09F6C1CGX/ref=sr_1_4?keywords=ICEBIRDS&qid=1657894618&sr=8-4 (10 pages). (Year: 2021).*

(22) Filed: **Aug. 6, 2021**

(51) **LOC (13) Cl.** **23-04**

(52) **U.S. Cl.**

USPC **D23/380**; D2/600

(58) **Field of Classification Search**

USPC D2/500, 501, 600, 609; D14/188, 192, D14/223, 205, 372; D23/333, 370, 379, D23/380, 382; D24/206, 215

CPC A41D 13/0053; F04D 25/084; F04D 25/0673; F24F 1/04

See application file for complete search history.

* cited by examiner

Primary Examiner — Jasmine Mlinarcik

(57) **CLAIM**

The ornamental design for an electric neck warmer, as shown and described.

DESCRIPTION

(56) **References Cited**

U.S. PATENT DOCUMENTS

D442,269	S	*	5/2001	Pinchuk	D23/351
D565,277	S		4/2008	Gibson et al.		
D639,017	S		6/2011	Saito et al.		
D751,980	S	*	3/2016	Lee	D13/103
D928,932	S	*	8/2021	Li	D23/370
D936,819	S	*	11/2021	Zhang	D23/380
D936,820	S	*	11/2021	Yuan	D23/380
11,187,241	B1	*	11/2021	Liu	F04D 29/441
D943,067	S	*	2/2022	Fan	D23/270
D951,423	S	*	5/2022	Zhou	D23/380
11,319,960	B2	*	5/2022	Liu	F04D 29/282
D954,248	S	*	6/2022	Li	D23/380
2020/0238072	A1	*	7/2020	Liu	A61N 1/0476
2022/0145896	A1	*	5/2022	Li	F04D 25/084

FIG. 1 is a top plan view of an electric neck warmer showing my new design;

FIG. 2 is a bottom plan view thereof;

FIG. 3 is a front elevation view thereof;

FIG. 4 is a rear elevation view thereof;

FIG. 5 is a right side elevation view thereof;

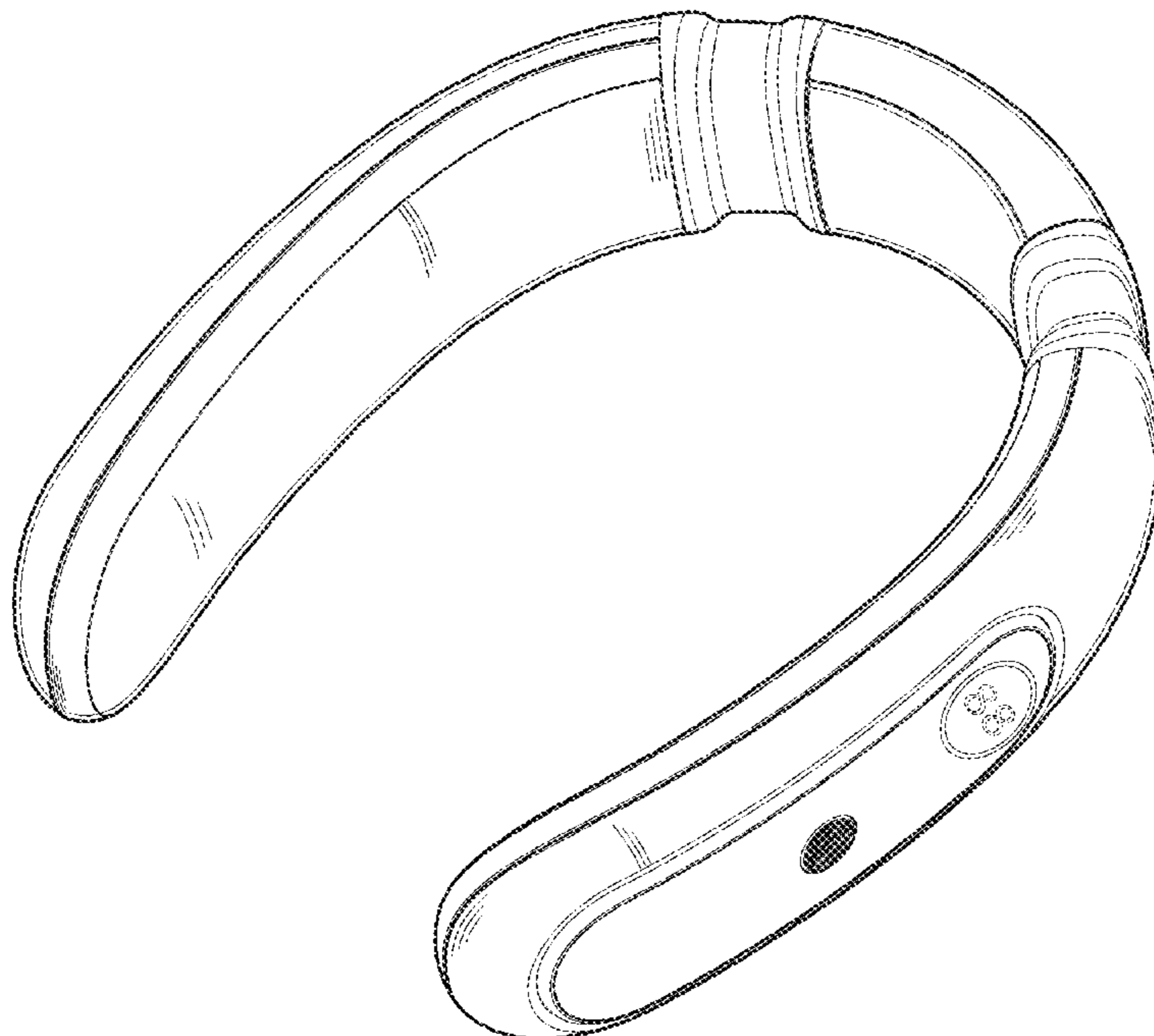
FIG. 6 is a left side elevation view thereof;

FIG. 7 is a top, front and left side elevational view thereof; and,

FIG. 8 is a top, front and right side elevational view thereof.

The broken lines in the drawings illustrate the portions of the electric neck warmer which form no part of the claimed design.

1 Claim, 8 Drawing Sheets



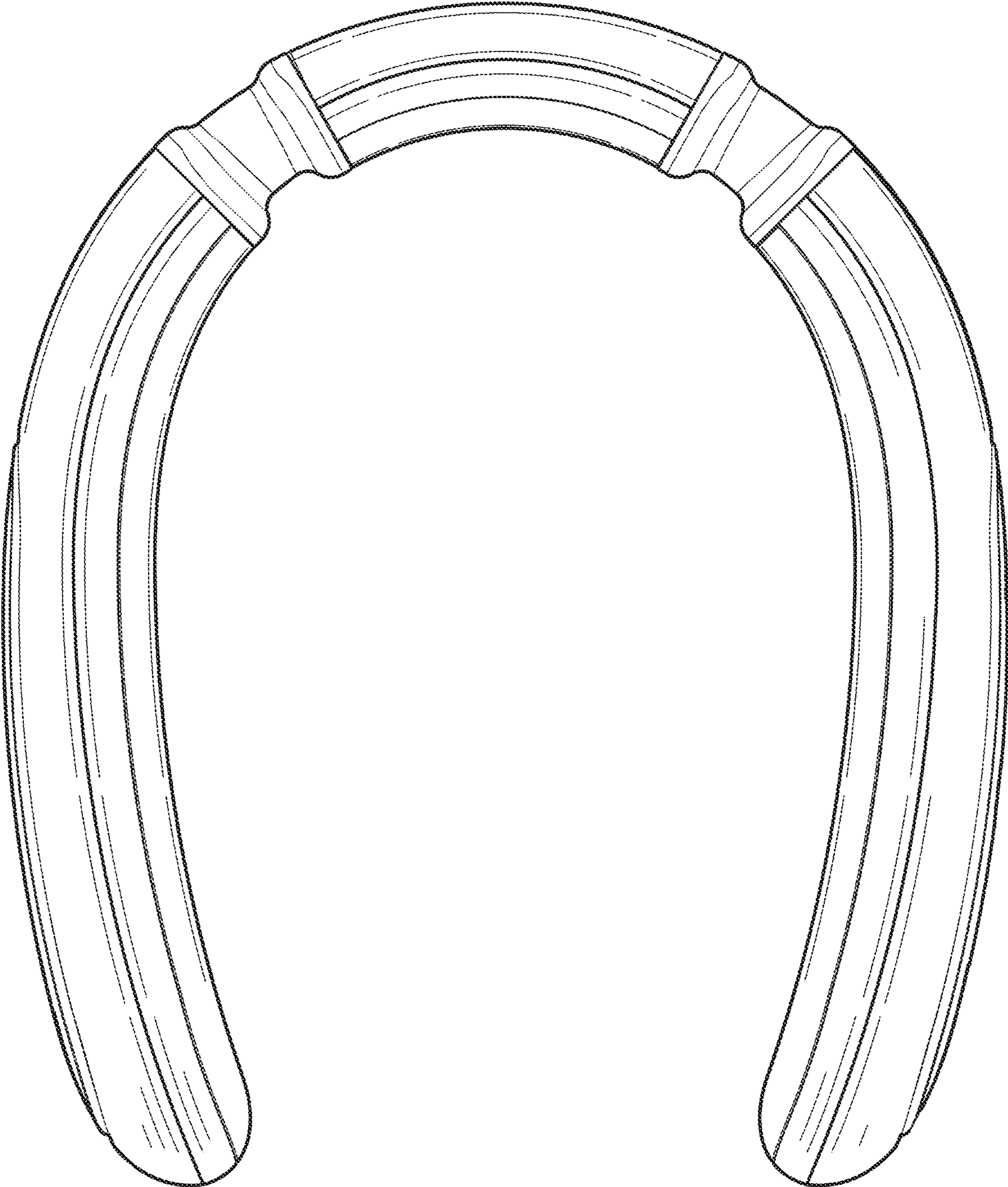


FIG. 1

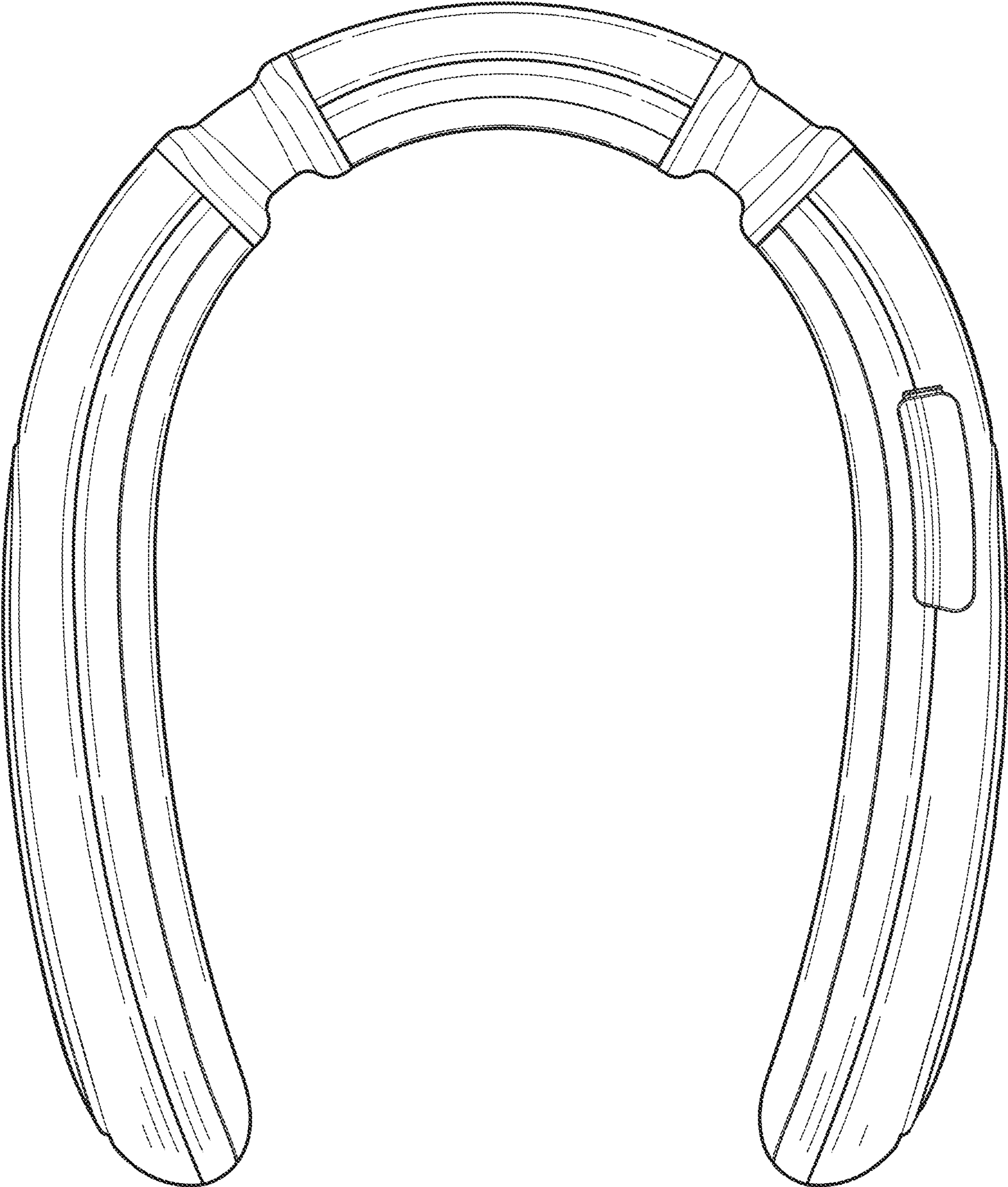


FIG. 2

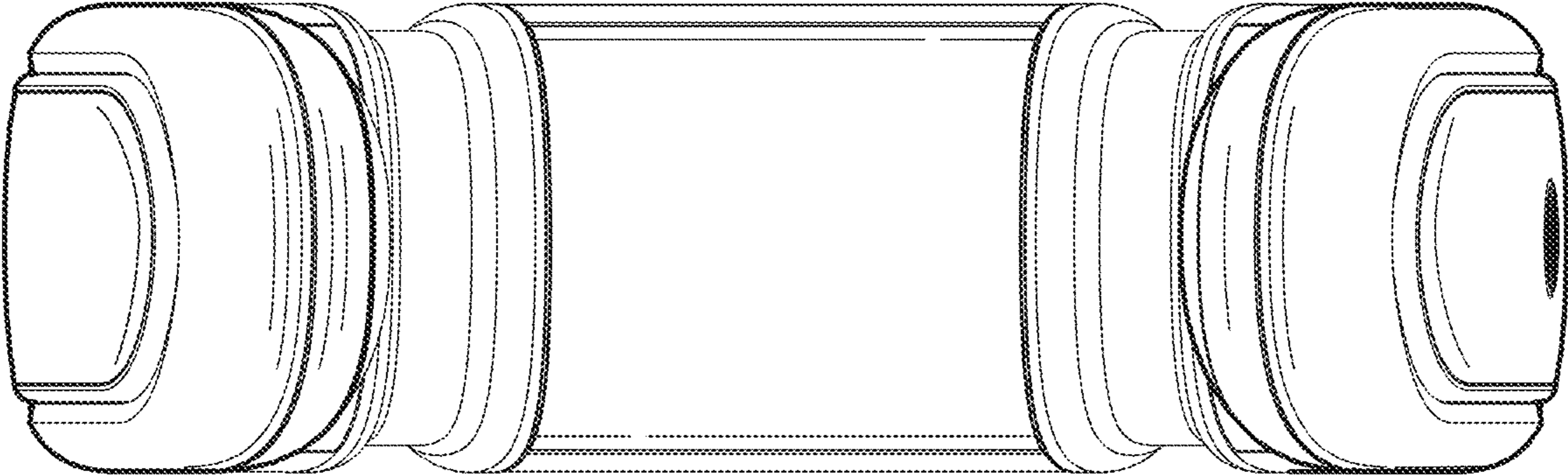


FIG. 3




FIG. 4

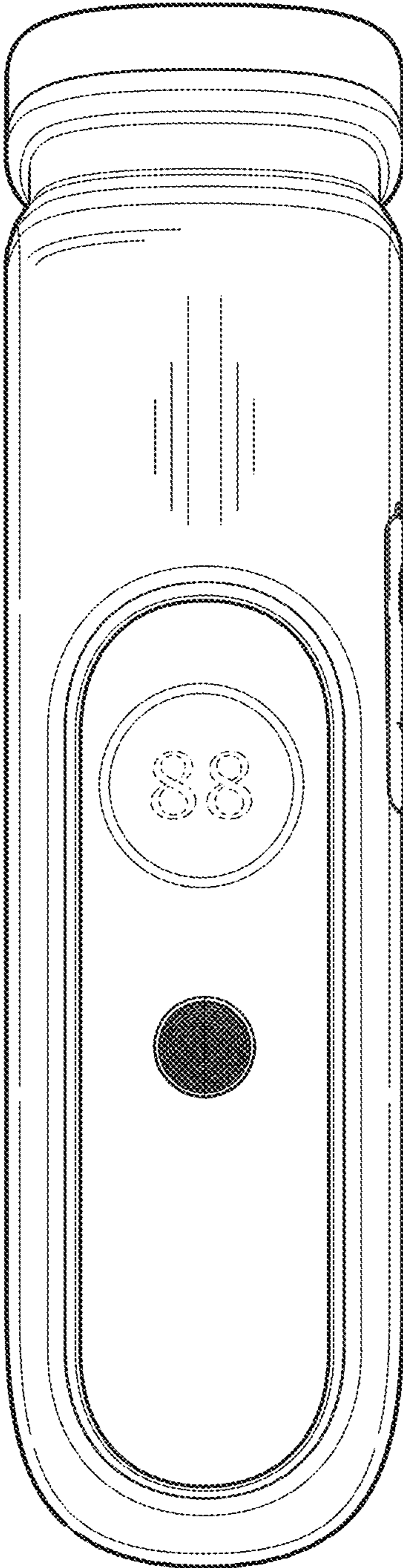


FIG. 5

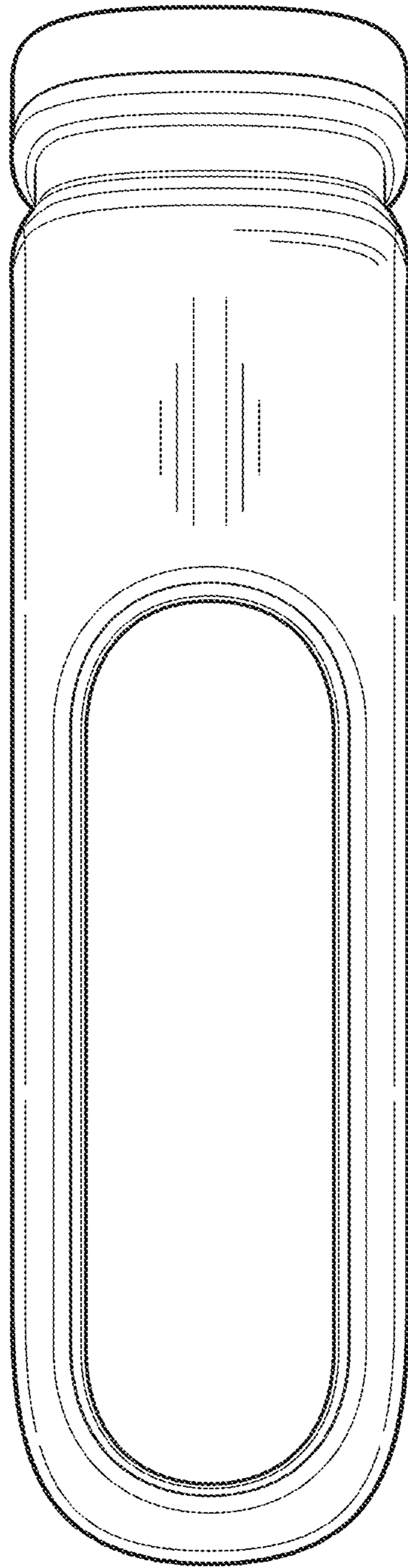


FIG. 6

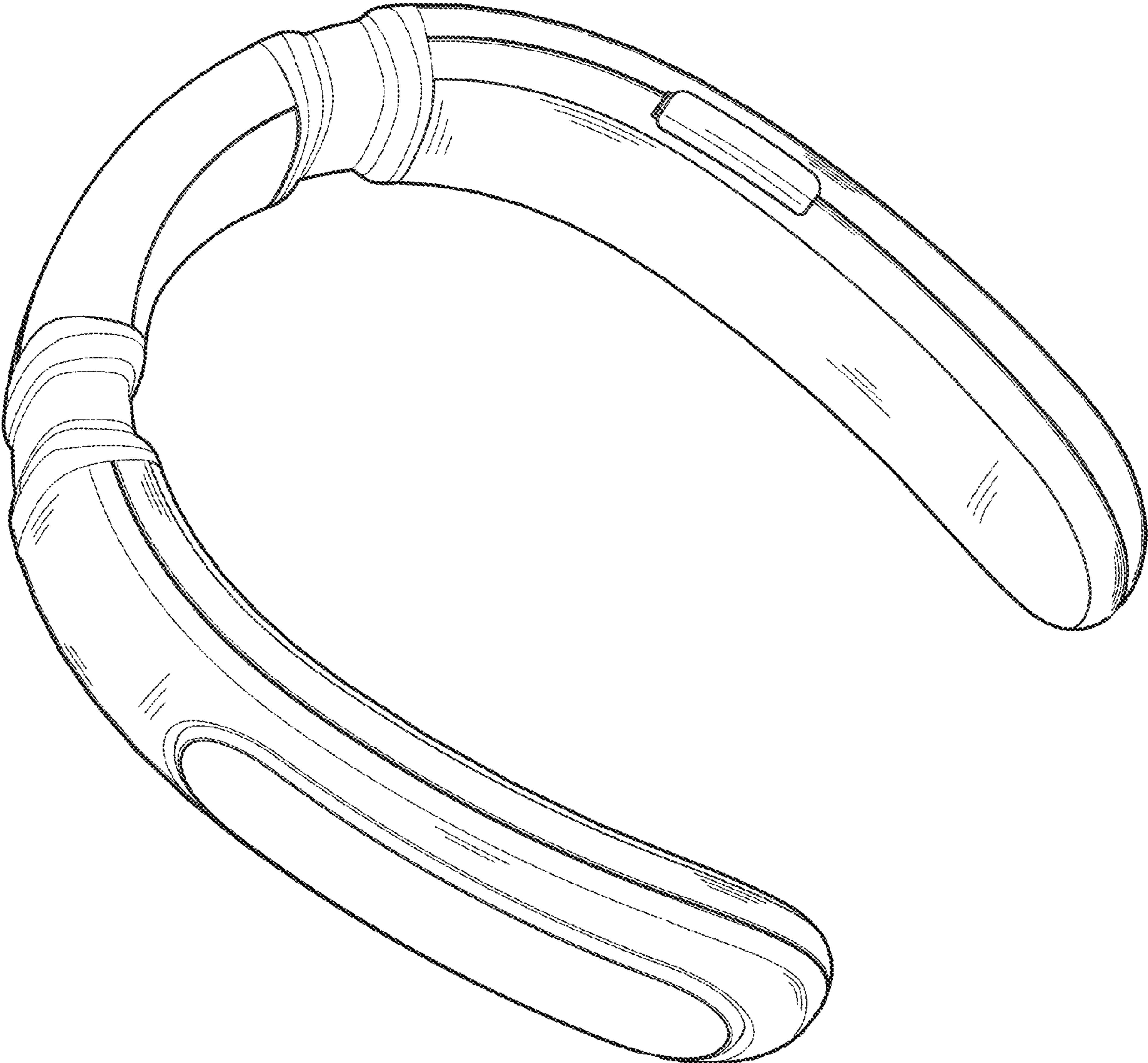


FIG. 7

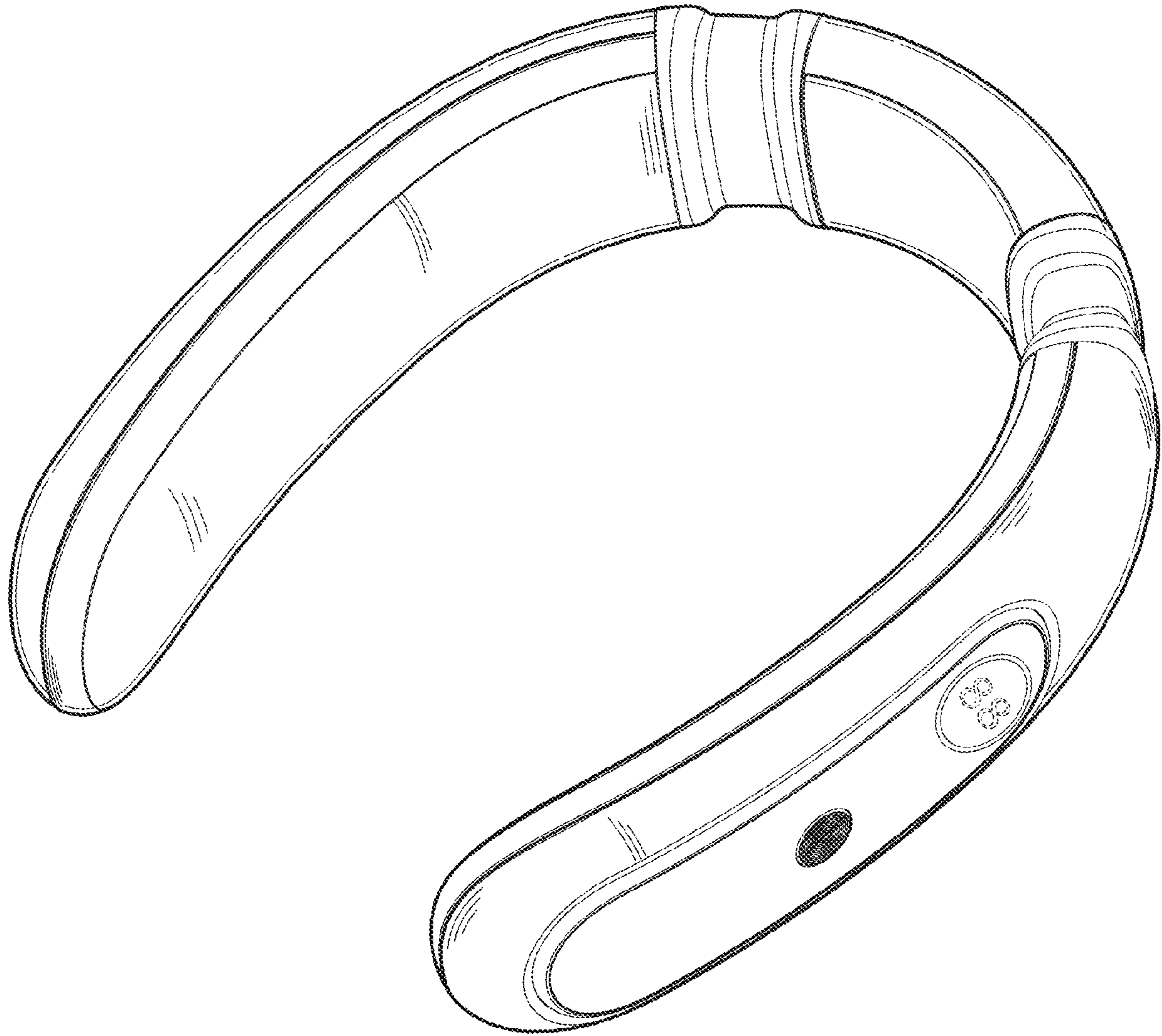


FIG. 8