



US00D968548S

(12) **United States Design Patent** (10) **Patent No.:** **US D968,548 S**
Xu (45) **Date of Patent:** **** Nov. 1, 2022**

(54) **POOL FLOAT**
(71) Applicant: **SATISFYLOVE INC.**, Ontario, CA (US)
(72) Inventor: **Xu Xu**, Ontario, CA (US)
(73) Assignee: **SATISFYLOVE INC.**, Ontario, CA (US)
(**) Term: **15 Years**
(21) Appl. No.: **29/827,851**
(22) Filed: **Feb. 22, 2022**
(51) **LOC (13) Cl.** **21-02**
(52) **U.S. Cl.**
USPC **D21/803**; D6/596
(58) **Field of Classification Search**
USPC D21/803, 804, 807-810; D6/596, 601, D6/604; D29/124
CPC A47C 15/006; A47C 15/008
See application file for complete search history.

(56) **References Cited**

U.S. PATENT DOCUMENTS

D350,586 S * 9/1994 Francis D6/596
D409,268 S * 5/1999 O'Rourke D21/803
D571,429 S * 6/2008 Roberts D21/803
D584,911 S * 1/2009 Hisey D6/601
D586,871 S 2/2009 Vessey
D591,097 S * 4/2009 DeLong D6/601
D617,600 S * 6/2010 Corneh D6/596
D632,022 S * 2/2011 Walton D29/124
D712,683 S * 9/2014 Faubion D6/596
D781,977 S 3/2017 Lin
D781,979 S * 3/2017 Lin D21/803
D823,966 S * 7/2018 Berenson D21/809
D828,053 S * 9/2018 Brzozowski D6/596
D849,167 S * 5/2019 Wang D21/803
D849,445 S * 5/2019 Li D6/596

D857,829 S * 8/2019 Peterson A47C 27/081
D21/809
D858,141 S * 9/2019 Simmons D6/596
D897,728 S * 10/2020 Burriss D6/596
D923,973 S * 7/2021 Yuan D6/604
D937,012 S * 11/2021 Song D6/604
2016/0037887 A1* 2/2016 McDonald A47C 17/82
190/1
2017/0360206 A1* 12/2017 Huang A63H 23/10

OTHER PUBLICATIONS

“Avana Contoured Bed Wedge Support Pillow with Gel-Infused Memory Foam and Cooling Tencel Cover” Dec. 8, 2017, site visited Aug. 9, 2022, Amazon.com:: [https://www.amazon.com/Avana-Contoured-Support-Sleepers-Gel-Infused/product-reviews/B01KN512P8/\(Year:2017\).](https://www.amazon.com/Avana-Contoured-Support-Sleepers-Gel-Infused/product-reviews/B01KN512P8/(Year:2017).)*

* cited by examiner

Primary Examiner — Michael C Stout
Assistant Examiner — Melvin L Davis

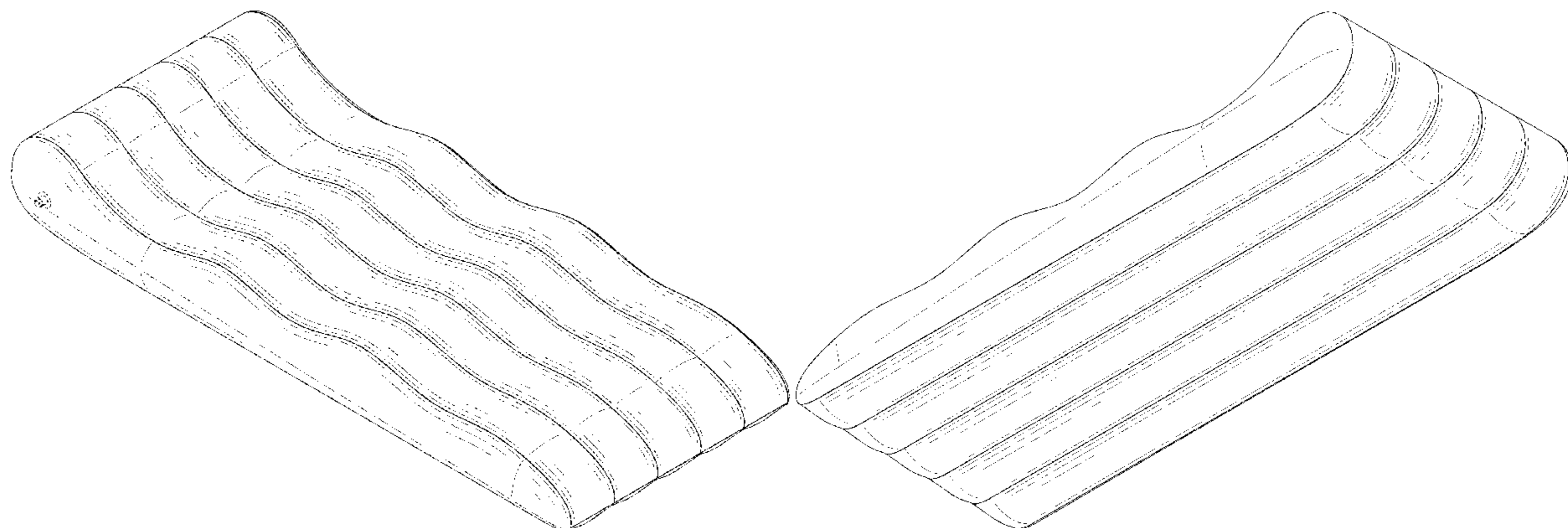
(57) **CLAIM**

The ornamental design for a pool float, as shown and described.

DESCRIPTION

FIG. 1 is a perspective view of a pool float showing my new design;
FIG. 2 is another perspective view thereof;
FIG. 3 is a front elevational view thereof;
FIG. 4 is a rear elevational view thereof;
FIG. 5 is a left side elevational view thereof;
FIG. 6 is a right side elevational view thereof;
FIG. 7 is a top plan view thereof; and,
FIG. 8 is a bottom plan view thereof.
The broken lines in the drawings depict portions of the pool float that form no part of the claimed design.

1 Claim, 8 Drawing Sheets






FIG. 1

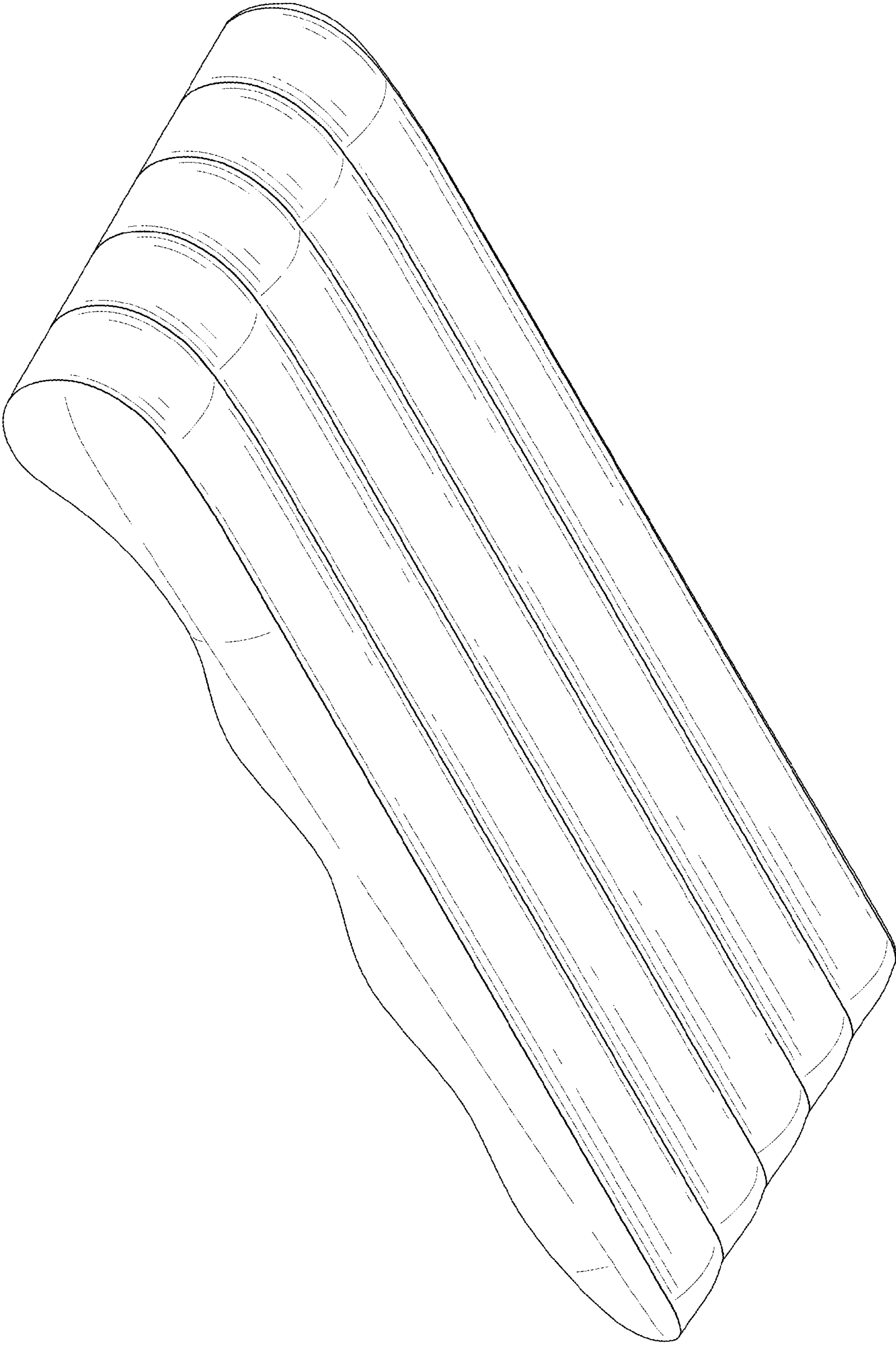


FIG. 2

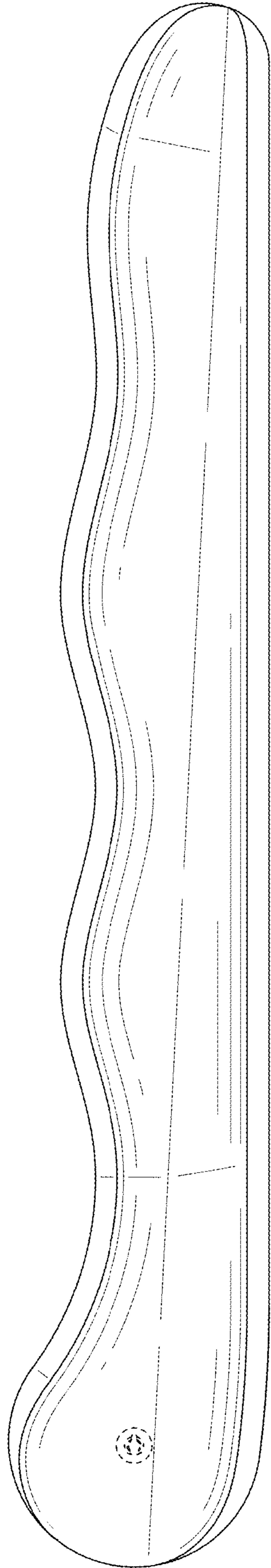


FIG. 3

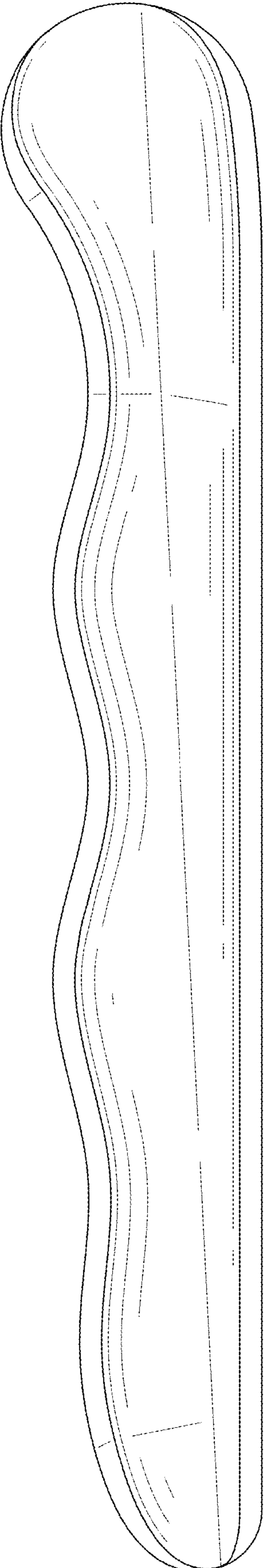


FIG. 4

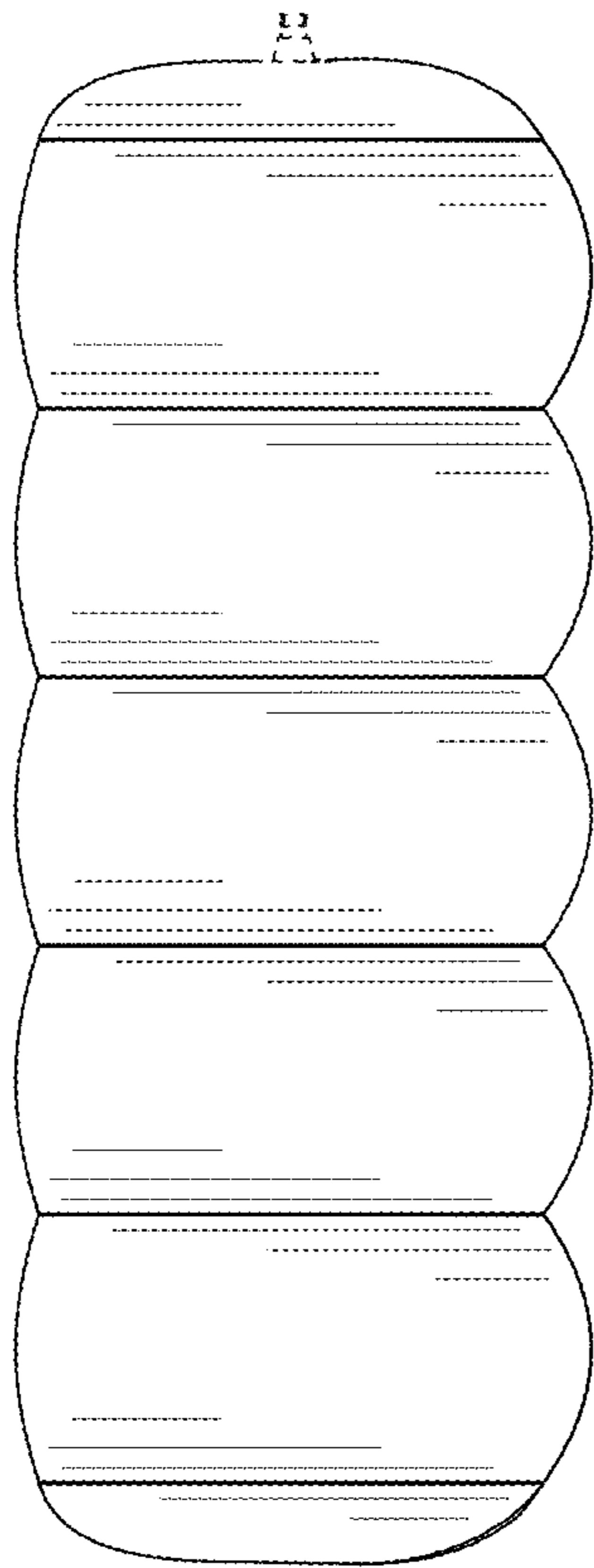


FIG. 5

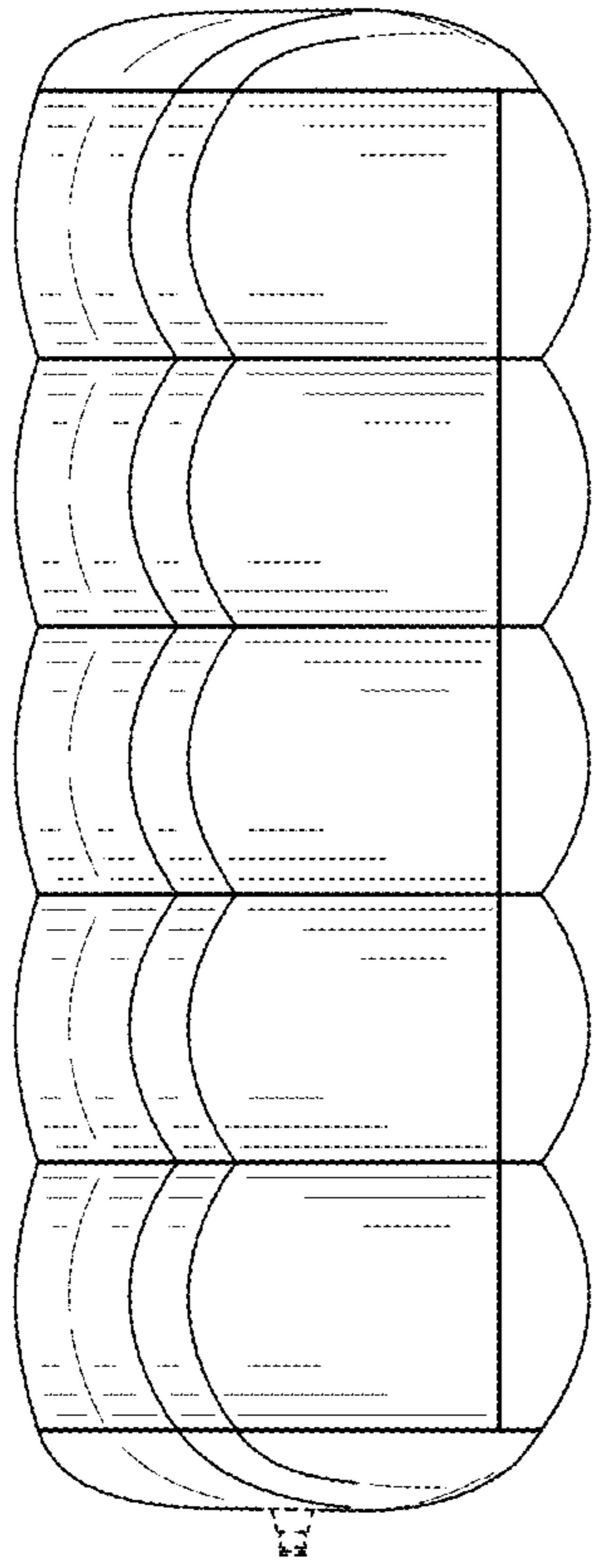


FIG. 6




FIG. 7




FIG. 8