



US00D968539S

(12) **United States Design Patent** (10) **Patent No.:** **US D968,539 S**
Yan (45) **Date of Patent:** **** Nov. 1, 2022**

(54) **GRIP OF GOLF CLUB**
(71) Applicant: **Jingshu Yan**, Guangdong (CN)
(72) Inventor: **Jingshu Yan**, Guangdong (CN)
(73) Assignee: **DONGGUAN JUN SHUN PLASTIC MOLD CO., LTD.**, Dongguan (CN)
(**) Term: **15 Years**
(21) Appl. No.: **29/751,462**
(22) Filed: **Sep. 22, 2020**
(30) **Foreign Application Priority Data**

Jun. 10, 2020 (CN) 202030291572.6

(51) **LOC (13) Cl.** **21-02**
(52) **U.S. Cl.**
USPC **D21/756**

(58) **Field of Classification Search**
USPC D21/756-758; D8/80, 83, 94, 93, 107, D8/300, 321
CPC ... A63B 60/06-34; A63B 60/00; A63B 60/46; A63B 59/60-80; A63B 49/00-14; A63B 53/14
See application file for complete search history.

(56) **References Cited**

U.S. PATENT DOCUMENTS

D328,484 S *	8/1992	Hsien	D21/756
D362,891 S *	10/1995	Solheim	D21/756
D371,818 S *	7/1996	Stolz	D21/756
D469,137 S *	1/2003	Huang	D21/756
D469,138 S *	1/2003	Huang	D21/756
D469,492 S *	1/2003	Huang	D21/756
D477,374 S *	7/2003	Huang	D21/756
D478,141 S *	8/2003	Huang	D21/756
D525,332 S *	7/2006	Miller	D21/756
D525,673 S *	7/2006	Miller	D21/756
D532,472 S *	11/2006	Schauffele	D21/756

D534,603 S *	1/2007	Norton	D21/756
D534,604 S *	1/2007	Norton	D21/756
D534,606 S *	1/2007	Norton	D21/756
D534,607 S *	1/2007	Norton	D21/756
D536,048 S *	1/2007	Chen	D21/756
D564,610 S *	3/2008	Chen	D21/756
D584,781 S *	1/2009	Chen	D21/756
D593,172 S *	5/2009	Gill	D21/756
D599,871 S *	9/2009	Jertson	D21/756
D627,023 S *	11/2010	Hsu	D21/756
D629,857 S *	12/2010	Gill	D21/756
D644,285 S *	8/2011	Gill	D21/756
D648,816 S *	11/2011	Sun	D21/756
D652,097 S *	1/2012	Gill	D21/756
D660,385 S *	5/2012	Gill	D21/756
D660,387 S *	5/2012	Sun	D21/756
D660,388 S *	5/2012	Gill	D21/756
D664,223 S *	7/2012	Lamkin	D21/756
D664,224 S *	7/2012	Lamkin	D21/756

(Continued)

OTHER PUBLICATIONS

Golf grip google search; google.com; Jul. 11, 2022.*

Primary Examiner — Mitchell I. Siegel
(74) *Attorney, Agent, or Firm* — Georgi Korobanov

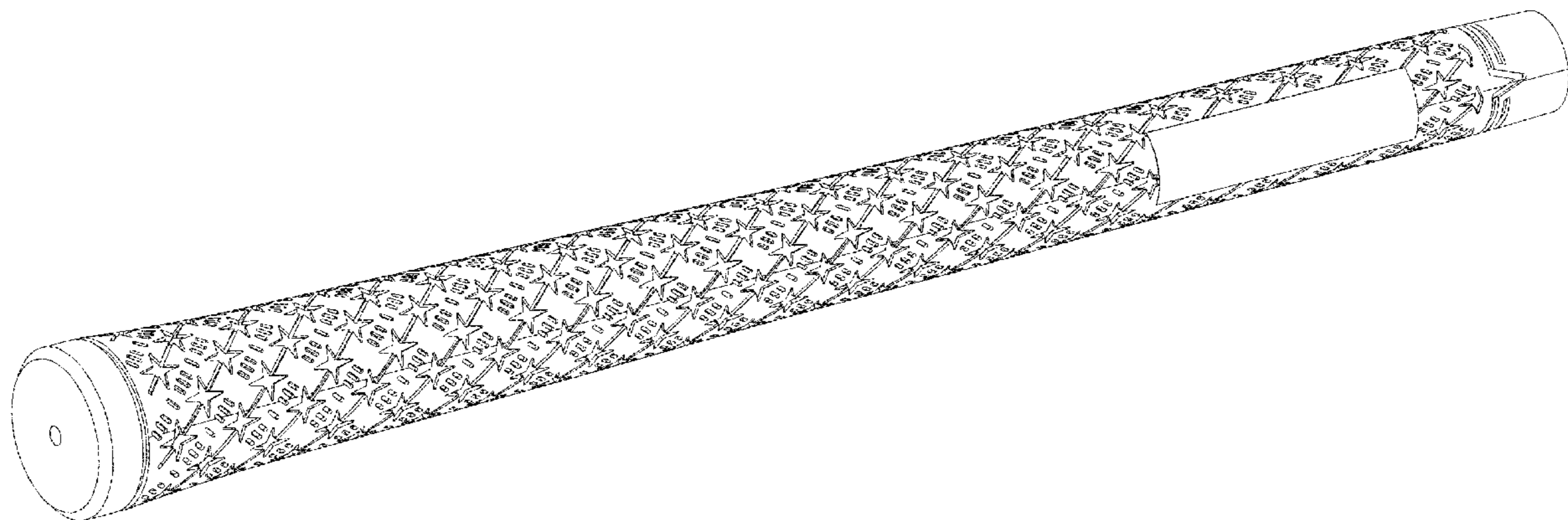
(57) **CLAIM**

The ornamental design for a grip of golf club, as shown and described.

DESCRIPTION

FIG. 1 is a perspective view of a grip of golf club showing my new design;
FIG. 2 is a front elevational view thereof;
FIG. 3 is a rear elevational view thereof;
FIG. 4 is a greatly enlarged left side elevational view thereof;
FIG. 5 is a top plan view thereof; and,
FIG. 6 is a bottom plan view thereof.

1 Claim, 4 Drawing Sheets



(56)

References Cited

U.S. PATENT DOCUMENTS

D679,352	S *	4/2013	Huang	D21/756
D691,682	S *	10/2013	Su	D21/756
D726,267	S *	4/2015	Bacon	D21/756
D735,825	S *	8/2015	Lamkin	D21/756
D745,100	S *	12/2015	Miller	D21/756
D763,985	S *	8/2016	Sun	D21/756
9,440,128	B2 *	9/2016	Huang	B29C 59/02
D809,079	S *	1/2018	Jertson	D21/756
D914,819	S *	3/2021	Yan	D21/756
D945,545	S *	3/2022	Yan	D21/756
D956,901	S *	7/2022	Yan	D21/756
2004/0259661	A1 *	12/2004	Chen	A63B 60/00 473/301

* cited by examiner

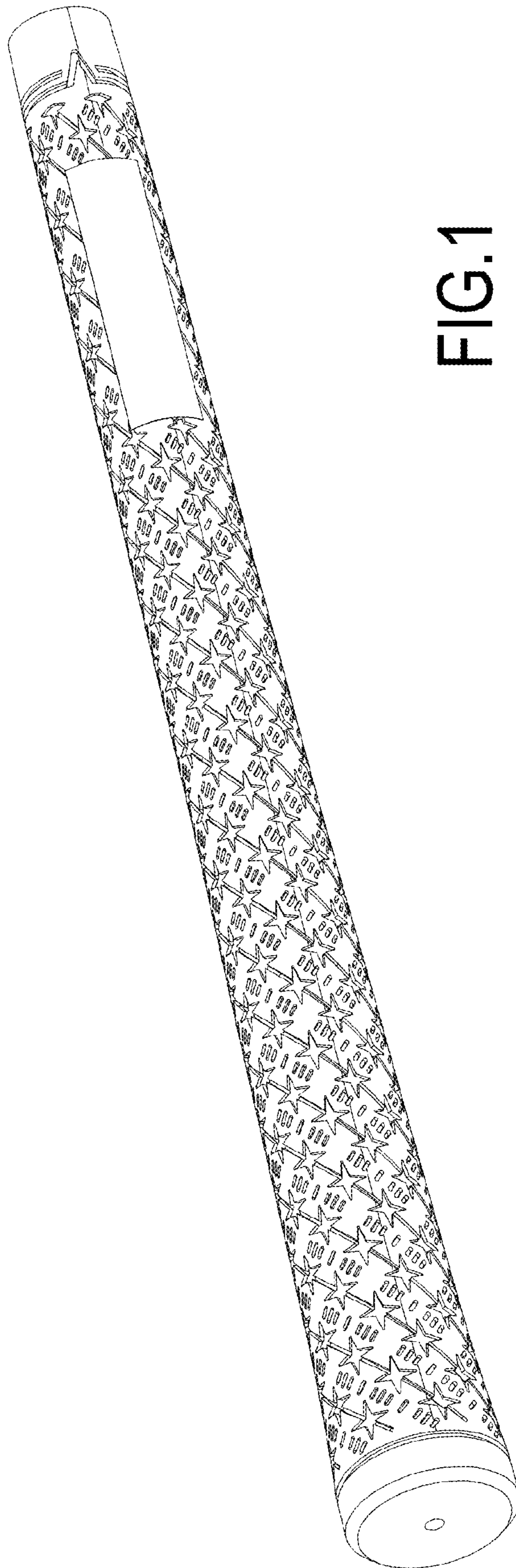


FIG.1




FIG. 2




FIG. 3

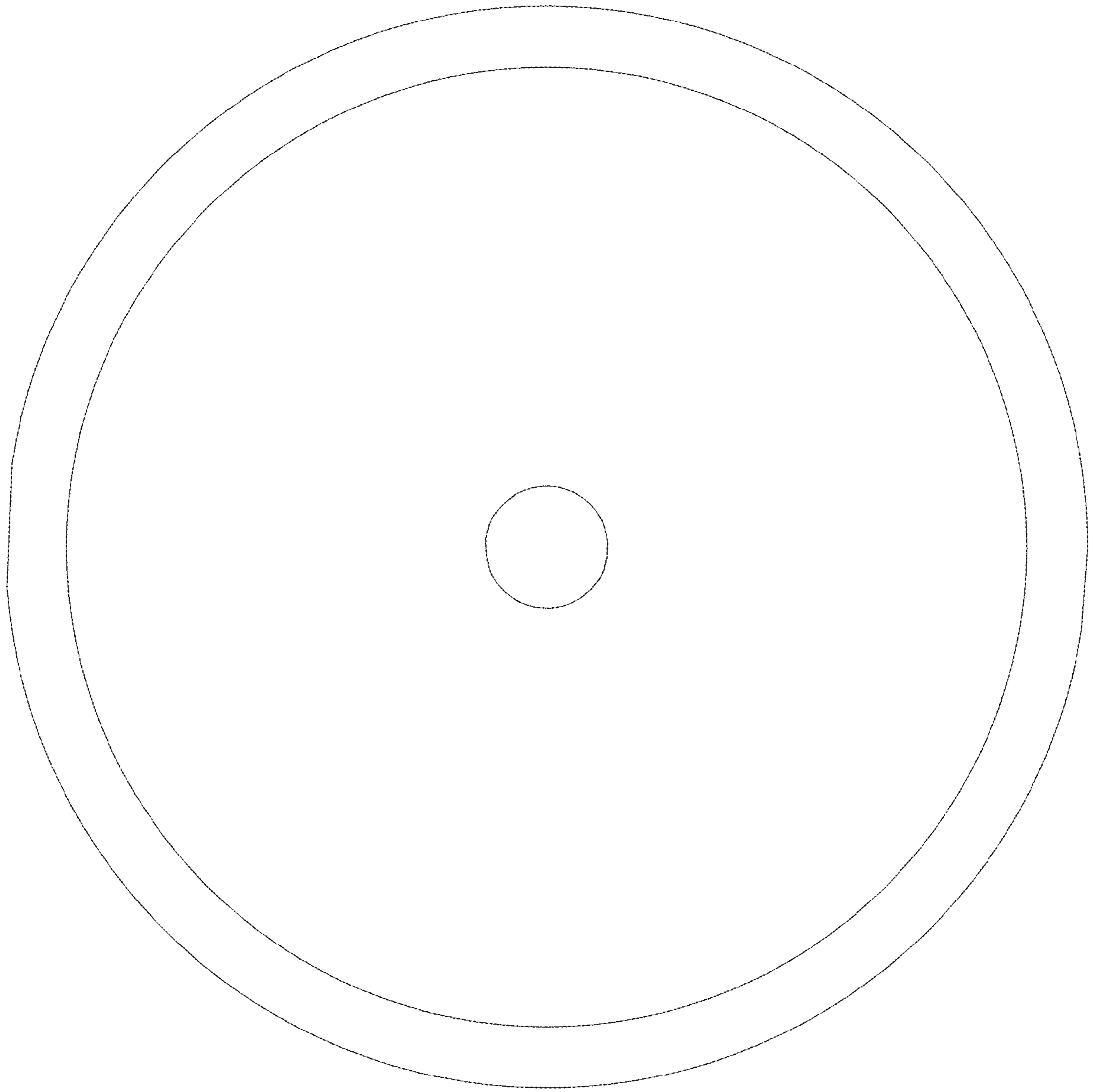


FIG.4




FIG. 5

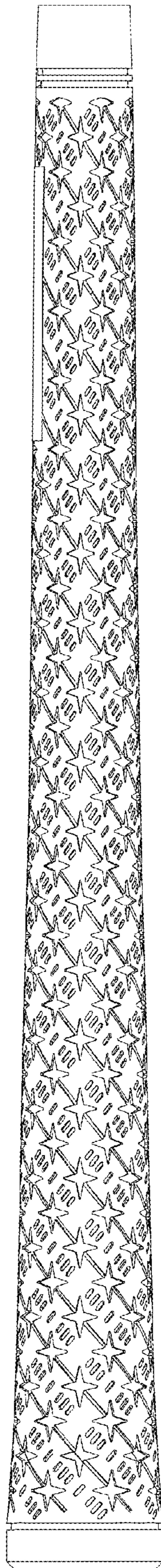


FIG. 6