



US00D968521S

(12) **United States Design Patent**
Howard

(10) **Patent No.:** **US D968,521 S**
(45) **Date of Patent:** **** Nov. 1, 2022**

- (54) **SEPARABLE TETRAHEDRAL ICOSAHEDRON BLOCK**
- (71) Applicant: **T. Dashon Howard**, Chicago, IL (US)
- (72) Inventor: **T. Dashon Howard**, Chicago, IL (US)
- (73) Assignee: **T. Dashon Howard**, Chicago, IL (US)
- (**) Term: **15 Years**
- (21) Appl. No.: **29/811,309**
- (22) Filed: **Oct. 13, 2021**

- 4,719,726 A 1/1988 Bergman
- 5,036,635 A 8/1991 Lalvani
- 5,448,868 A 9/1995 Lalvani
- D369,630 S * 5/1996 Balanchi D21/479
- 5,567,194 A 10/1996 Stapleton
- 5,762,336 A 6/1998 Miller, Jr.
- D473,350 S * 4/2003 Willinger D30/160
- 7,029,364 B1 4/2006 Thomasson
- 7,318,764 B2 1/2008 Elias
- 7,469,898 B2 * 12/2008 Forakis A63F 9/1252
273/156
- D590,452 S * 4/2009 Lloyd D21/483
- 7,694,463 B2 4/2010 Lanahan
- 8,157,608 B1 4/2012 Stapleton

(Continued)

Related U.S. Application Data

- (60) Division of application No. 29/764,023, filed on Dec. 28, 2020, now abandoned, which is a continuation of application No. 29/645,839, filed on Apr. 30, 2018, now Pat. No. Des. 906,439.
- (51) **LOC (13) Cl.** **21-01**
- (52) **U.S. Cl.**
USPC **D21/492**
- (58) **Field of Classification Search**
USPC D21/468, 478, 479, 484–505; D19/59, D19/60, 61
CPC A63H 33/04; A63H 33/06; A63H 33/08; A63H 33/082; A63H 33/084; A63H 33/10; A63H 33/102; A63H 33/105; A63H 33/12; A63H 33/16; G09B 19/00; G09B 23/00; G09B 23/02; G09B 23/04; G09B 23/06; G09B 23/26
See application file for complete search history.

References Cited

U.S. PATENT DOCUMENTS

- D232,571 S * 8/1974 Coffin D19/62
- D236,996 S * 9/1975 Kennedy 273/160
- D255,473 S 6/1980 Chase et al.
- 4,682,450 A 7/1987 Diamond

OTHER PUBLICATIONS

“U.S. Appl. No. 29/645,839, Notice of Allowance dated Aug. 21, 2020”.

(Continued)

Primary Examiner — Cynthia M. Chin

(74) *Attorney, Agent, or Firm* — Schwegman Lundberg & Woessner, P.A.

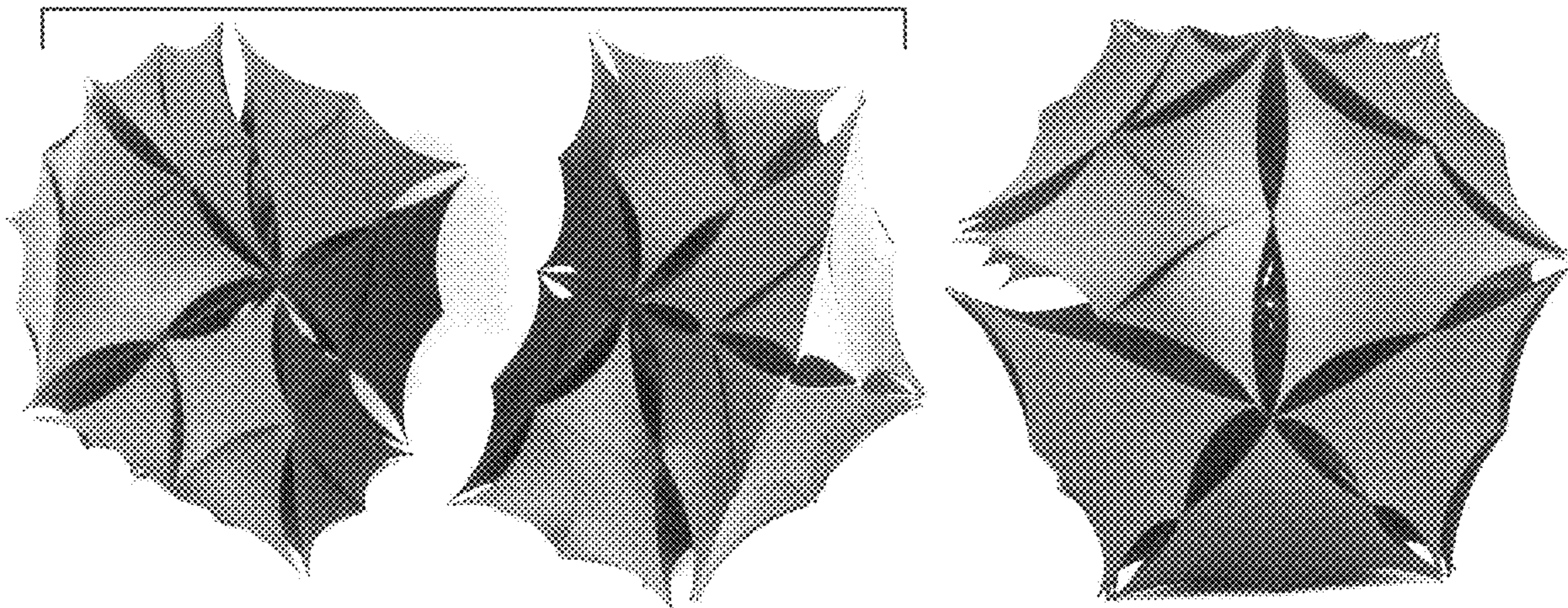
CLAIM

(57) The ornamental design for a separable tetrahedral icosahedron block, as shown and described.

DESCRIPTION

FIG. 1 is a first perspective view of the separable tetrahedral icosahedron block, showing my new design; FIG. 2 is a second perspective view thereof; FIG. 3 is a third perspective view thereof; FIG. 4 is a fourth perspective view thereof; FIG. 5 is a first perspective view of the separable tetrahedral icosahedron block, showing my new design; FIG. 6 is a second perspective view thereof; FIG. 7 is a third perspective view thereof; and, FIG. 8 is a fourth perspective view thereof.

1 Claim, 8 Drawing Sheets



(56)

References Cited

U.S. PATENT DOCUMENTS

8,826,602	B1	9/2014	Lipscomb	
9,339,736	B2	5/2016	Howard	
D763,970	S	8/2016	Howard	
9,427,676	B2	8/2016	Howard	
D798,392	S	9/2017	Howard et al.	
D800,227	S	10/2017	Dashon	
D802,683	S	11/2017	Howard	
D837,902	S	1/2019	Howard	
D842,385	S	3/2019	Howard	
D843,494	S	3/2019	Howard	
D861,080	S	9/2019	Howard	
10,569,185	B2	2/2020	Hoenigschmid	
D885,490	S *	5/2020	Sakai	D11/90
D906,438	S *	12/2020	Howard	D21/492
D906,439	S	12/2020	Howard	
D911,212	S *	2/2021	Tang	D11/117
D911,213	S *	2/2021	Tang	D11/117
2009/0309302	A1	12/2009	Langin-Hooper	
2015/0079872	A1	3/2015	Howard	

OTHER PUBLICATIONS

“U.S. Appl. No. 29/645,839, Response filed Jul. 31, 2020 to Restriction Requirement dated Jun. 26, 2020”, 3 pgs.
 “U.S. Appl. No. 29/645,839, Restriction Requirement dated Jun. 26, 2020”.
 “U.S. Appl. No. 29/764,023, Final Office Action dated Aug. 19, 2021”.
 “U.S. Appl. No. 29/764,023, Non Final Office Action dated Apr. 29, 2021”, 6 pgs.
 “U.S. Appl. No. 29/764,023, Response filed Apr. 15, 2021 to Restriction Requirement dated Jan. 15, 2021”, 3 pgs.
 “U.S. Appl. No. 29/764,023, Response filed Jul. 29, 2021 to Non Final Office Action dated Apr. 29, 2021”, 8 pages.
 “U.S. Appl. No. 29/764,023, Restriction Requirement dated Jan. 15, 2021”.
 U.S. Appl. No. 29/645,839 U.S. Pat. No. D906,439, filed Apr. 30, 2018, Tetrahedral Icosahedron Block.
 U.S. Appl. No. 29/764,023, filed Dec. 28, 2020, Tetrahedral Icosahedron Block.

* cited by examiner




FIG. 1




FIG. 2




FIG. 3




FIG. 4




FIG. 5



FIG. 6



FIG. 7




FIG. 8