



US00D968507S

(12) **United States Design Patent**
Ishida et al.

(10) **Patent No.:** **US D968,507 S**

(45) **Date of Patent:** **** *Nov. 1, 2022**

(54) **PRINTER**

(71) Applicant: **Ricoh Company, Ltd.**, Tokyo (JP)

(72) Inventors: **Masahiro Ishida**, Tokyo (JP); **Yuki Sato**, Tokyo (JP); **Ryuuta Kaneda**, Tokyo (JP); **Kentaro Uji**, Tokyo (JP)

(73) Assignee: **RICOH COMPANY, LTD.**, Tokyo (JP)

(*) Notice: This patent is subject to a terminal disclaimer.

(**) Term: **15 Years**

(21) Appl. No.: **29/692,640**

(22) Filed: **May 28, 2019**

(30) **Foreign Application Priority Data**

Nov. 29, 2018 (JP) 2018-025992

(51) **LOC (13) Cl.** **14-02**

(52) **U.S. Cl.**
USPC **D18/53**

(58) **Field of Classification Search**
USPC D18/50, 53, 54, 55, 56, 36, 37, 38, 39,
D18/40, 41, 45, 12, 14, 19; D14/301,
D14/307, 121
CPC H04N 1/00278; H04N 1/00204; H04N
1/00249; G06K 15/12; G06K 15/14; B41J
3/00; B41J 3/28; B41J 3/445; B41J 3/46
See application file for complete search history.

(56) **References Cited**

U.S. PATENT DOCUMENTS

D195,127 S * 4/1963 Inatomi et al. D14/421
D200,448 S * 2/1965 Rutkus, Jr. D18/38
D210,558 S * 3/1968 Plantholt et al. D18/38
D225,279 S * 11/1972 Matwey D18/38
D243,008 S * 1/1977 Patla D18/38

D280,518 S * 9/1985 Eiland D18/38
4,589,080 A * 5/1986 Abbott G03G 15/55
399/9
D299,926 S * 2/1989 Katada D18/38
D312,267 S * 11/1990 Biggs D18/38
(Continued)

FOREIGN PATENT DOCUMENTS

CN 306236456 * 12/2020
CN 306261758 * 1/2021
(Continued)

OTHER PUBLICATIONS

Ricoh. Link: file:///C:/Users/Imcvey/Documents/e-Red%20Folder/
29692640/NPL_Ricoh_prov40000.pdf. Visited Apr. 6, 2022. Con-
tinuous Feed Inkjet Printer RICOH Pro VC40000. (Year: 2022).
(Continued)

Primary Examiner — Lauren D McVey

(74) *Attorney, Agent, or Firm* — Xsensus LLP

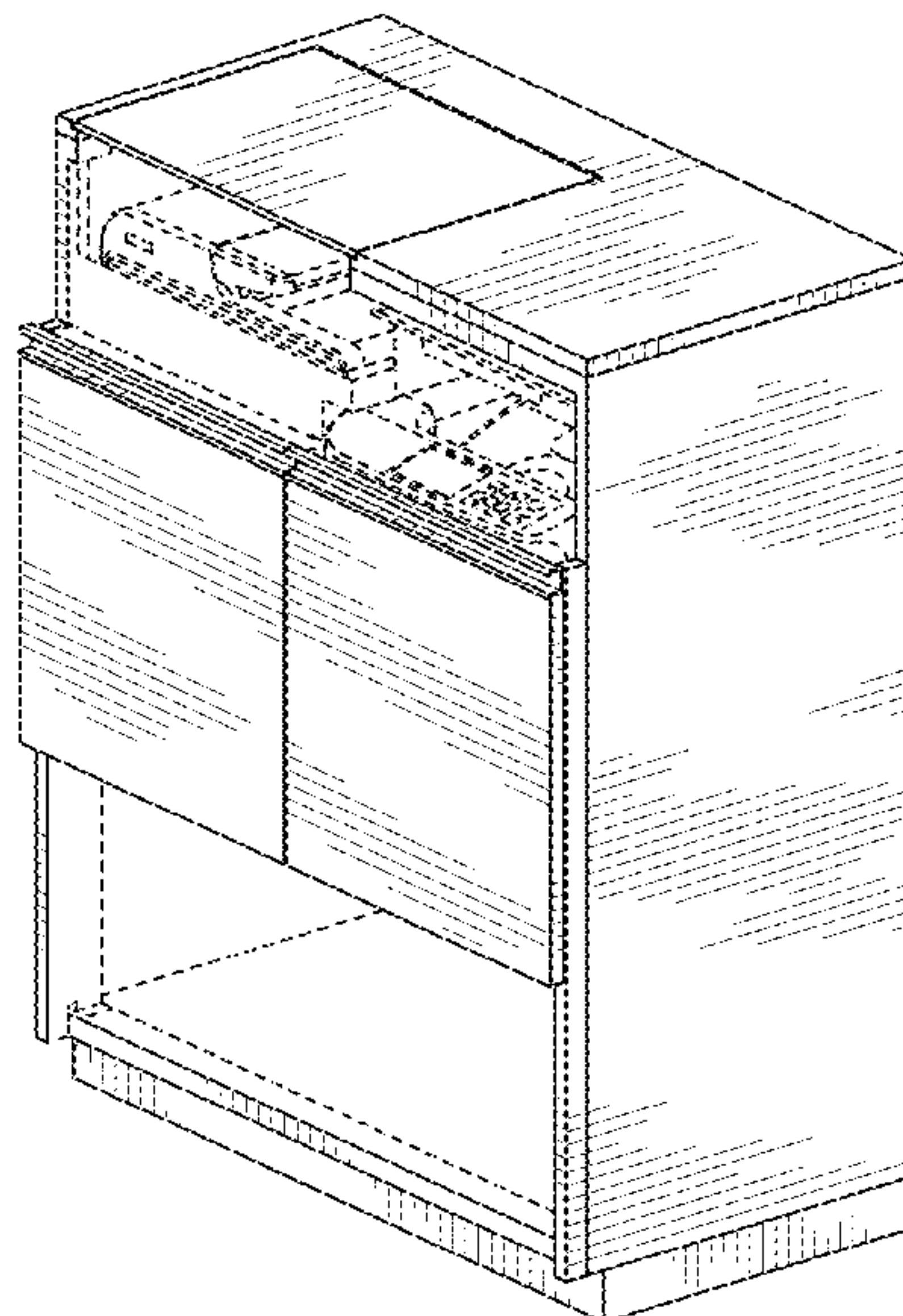
(57) **CLAIM**

The ornamental design for a printer, as shown and described.

DESCRIPTION

FIG. 1 is a perspective view of a printer according to our new design;
FIG. 2 is a front elevational view thereof;
FIG. 3 is a rear elevational view thereof;
FIG. 4 is a right side elevational view thereof;
FIG. 5 is a left side elevational view thereof;
FIG. 6 is a top plan view thereof; and,
FIG. 7 is a bottom plan view thereof.
The broken lines immediately adjacent to the claim depict the bounds of the claimed design, while all other broken lines are directed to environment. The broken lines form no part of the claimed design.

1 Claim, 6 Drawing Sheets



(56)

References Cited

U.S. PATENT DOCUMENTS

D358,411 S * 5/1995 Minakawa D18/39
5,483,621 A * 1/1996 Ohtaka G06F 3/1297
358/1.11
D854,080 S * 7/2019 Senshiki G06K 15/12
D18/53
D927,588 S * 8/2021 Ishida D18/53

FOREIGN PATENT DOCUMENTS

CN 306503103 * 4/2021
CN 306695636 * 7/2021
CN 306862355 * 10/2021
CN 307169551 * 3/2022
GB 2001919 * 4/1990

OTHER PUBLICATIONS

Docu tech. Link: <https://www.docutechgh.com/product/xerox-rialto-900-mp-inkjet-press/>. Visited Apr. 6, 2022. Xerox® Rialto® 900 MP Inkjet Press (Year: 2022).*

Hunkeler. Link: <https://www.hunkeler.ch/en/solutions/roll-to-fan-fold-solution/>. Visited Apr. 6, 2022. Punch & Perf Module PP6. (Year: 2022).*

* cited by examiner

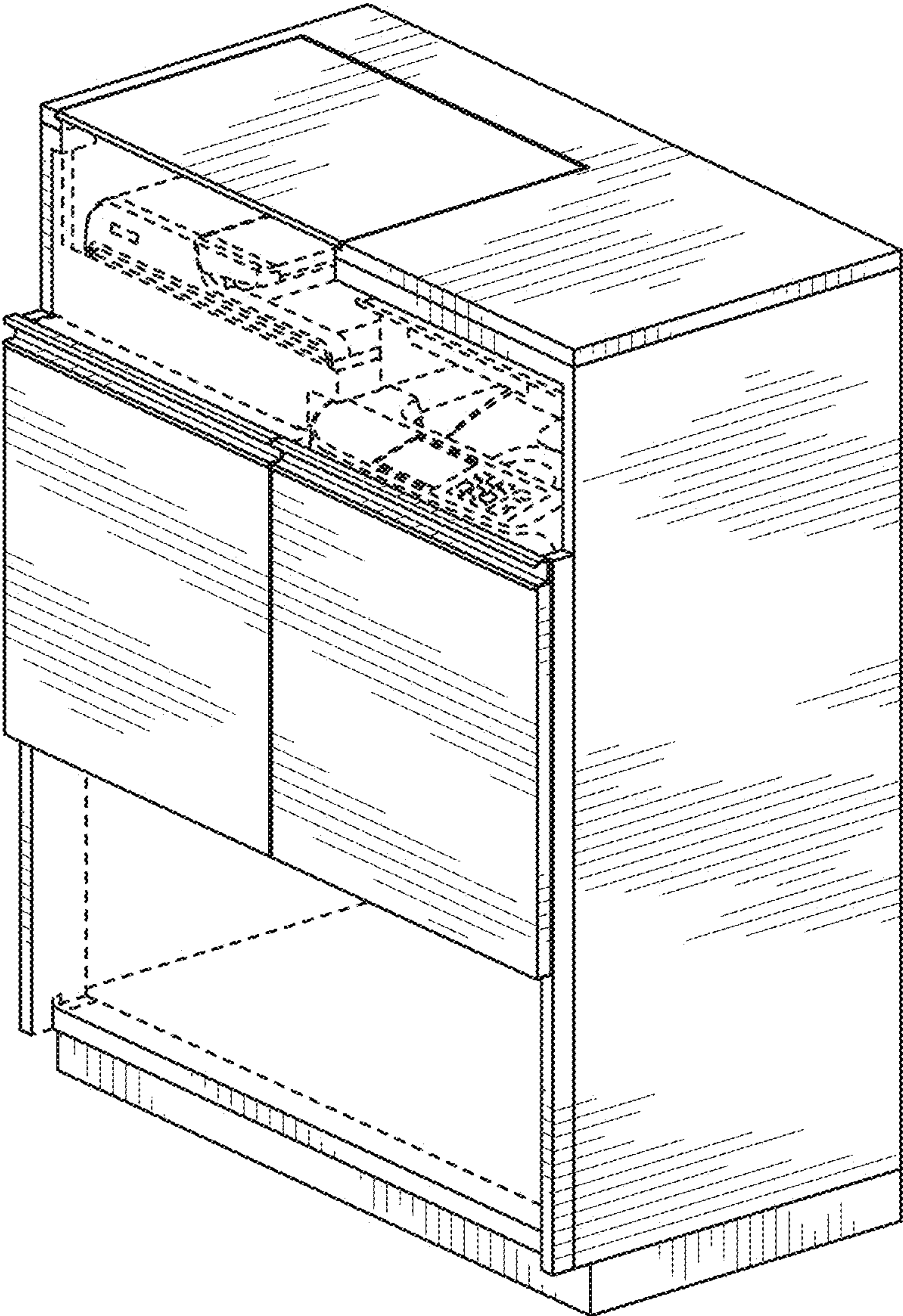


FIG. 1




FIG. 2



FIG. 3




FIG. 4




FIG. 5

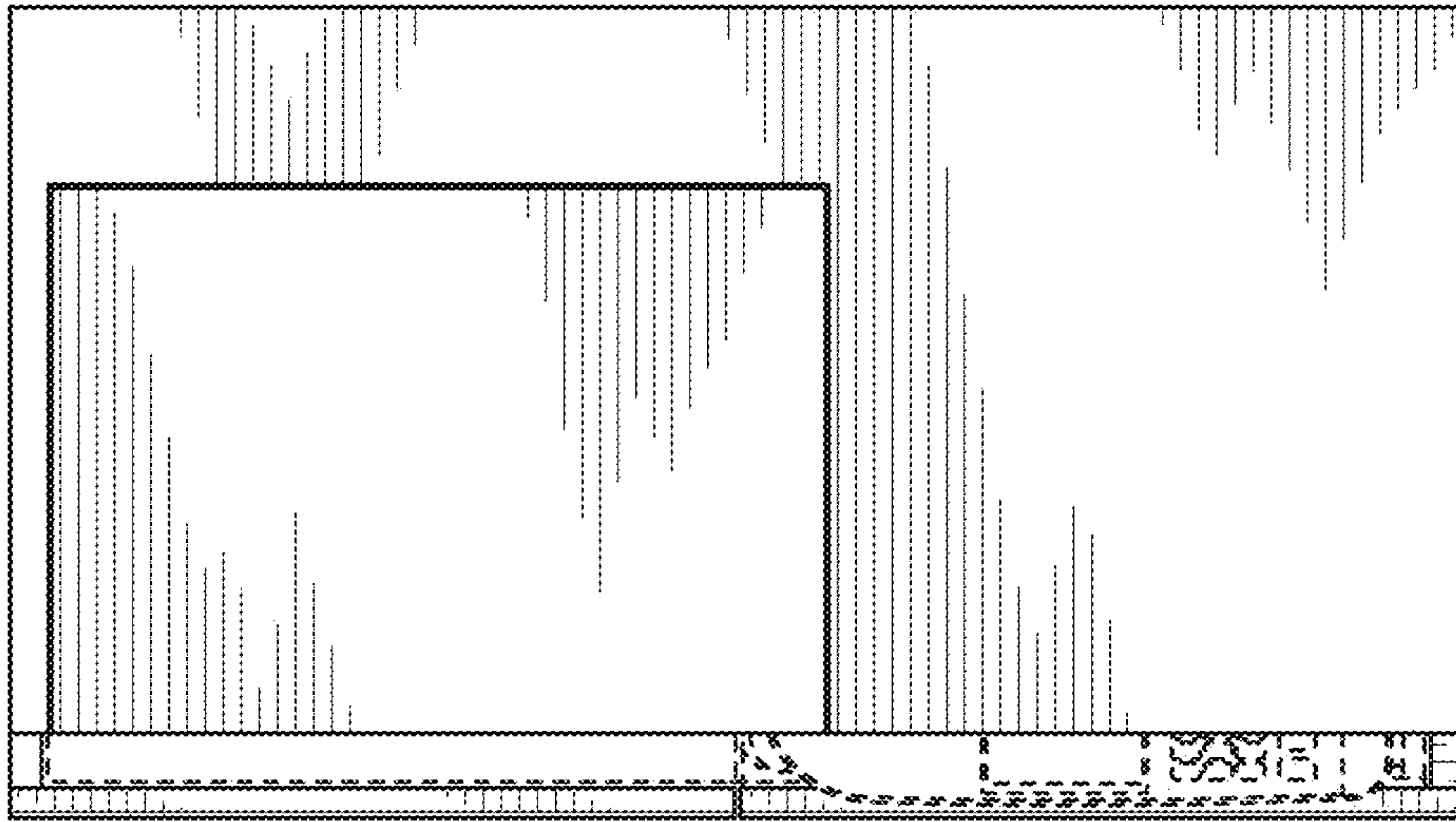


FIG. 6

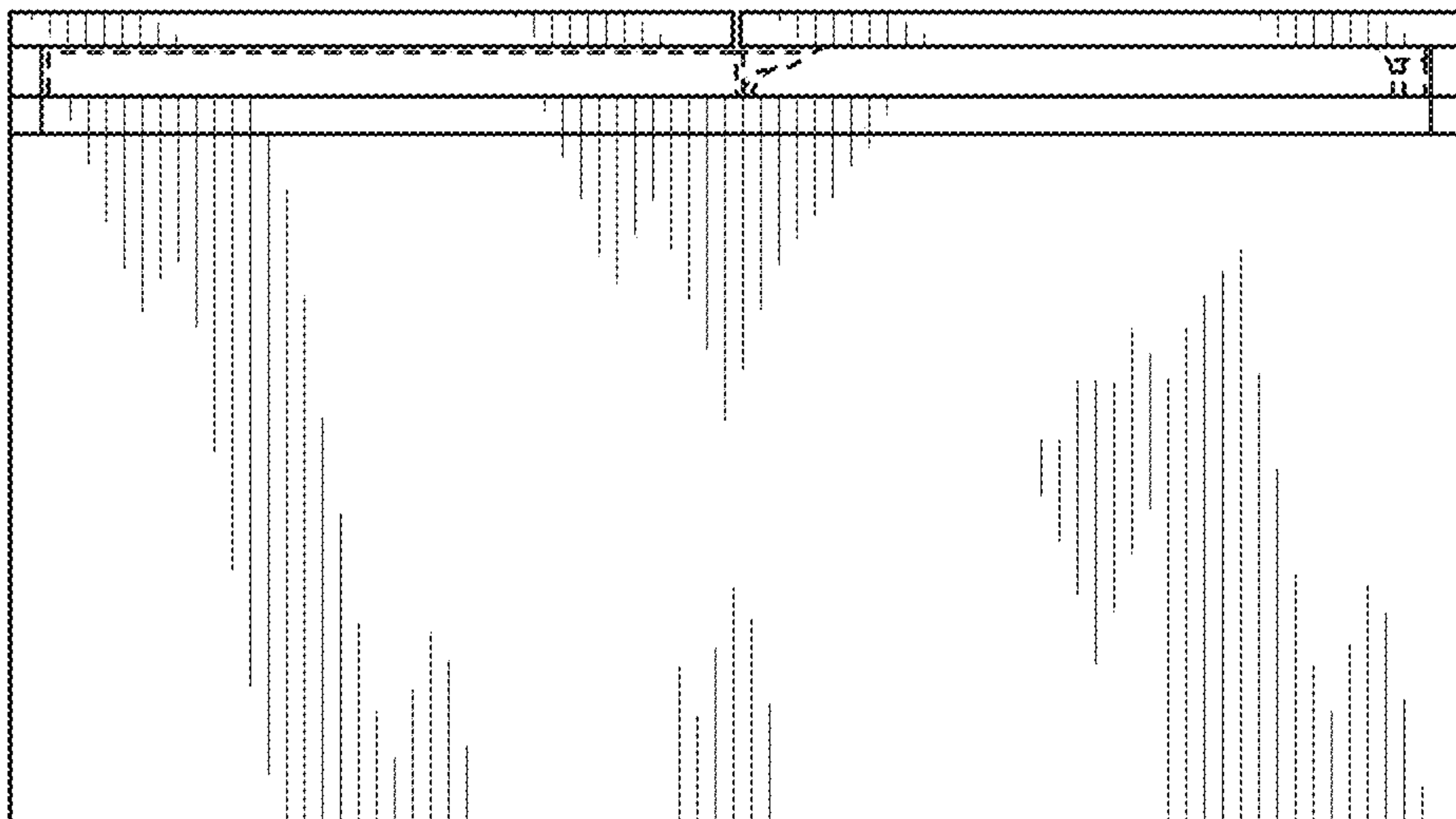


FIG. 7