



US00D968504S

(12) **United States Design Patent** (10) **Patent No.:** **US D968,504 S**
Kim et al. (45) **Date of Patent:** **** Nov. 1, 2022**

(54) **LABEL PRINTER** D810,820 S * 2/2018 Hong D18/50
D813,296 S * 3/2018 Nakaeda D18/50
(71) Applicant: **BIXOLON CO., LTD.**, Seongnam-si D836,714 S * 12/2018 Clark, III D18/50
(KR) D870,805 S * 12/2019 Chuang D18/19
D870,806 S * 12/2019 Ozawa B41J 15/042
D18/50
(72) Inventors: **Jin Gwan Kim**, Seongnam-si (KR); **Jin** D882,651 S * 4/2020 Moser D15/135
Kook Kim, Seongnam-si (KR) D888,821 S * 6/2020 Liao D18/14
D907,077 S * 1/2021 Gjovik D15/135
(73) Assignee: **BIXOLON CO., LTD.**, Seongnam-si D942,535 S * 2/2022 Wang D18/50
(KR)
(Continued)

(**) Term: **15 Years**

FOREIGN PATENT DOCUMENTS

(21) Appl. No.: **29/764,048**

JP D1590865 * 11/2020

(22) Filed: **Dec. 28, 2020**

OTHER PUBLICATIONS

(30) **Foreign Application Priority Data**

Bixelon SRP-350PLUSIICOSG Thermal Printer, p. 11, 2020, Amazon.com_29764048-https://www.amazon.com/Bixelon-SRP-350PLUSIICOSG-Thermal-PRINTER-Ethernet/dp/B015FX4732 (Year: 2020).*

Jul. 2, 2020 (KR) 30-2020-0030277

(51) **LOC (13) Cl.** **18-99**

(52) **U.S. Cl.**
USPC **D18/19**

(58) **Field of Classification Search**
USPC D15/138, 135, 122; D18/50, 52, 54, 55, D18/56

CPC ... B65H 1/02; B41J 17/00; B41J 29/08; B41J 29/02; B41J 2/1752; B41J 2/175; B41J 15/044; B26D 1/045; B26D 1/065; B41M 2205/06; B41M 2205/04; B41M 5/035; B41M 5/03; B41M 5/0094; B41M 1/26; B41M 1/24; H04N 1/00278

See application file for complete search history.

Primary Examiner — Jennifer L Rempfer
Assistant Examiner — Danielle Nichole Bowly
(74) *Attorney, Agent, or Firm* — Sughrue Mion, PLLC

(57) **CLAIM**

The ornamental design for a label printer, as shown and described.

DESCRIPTION

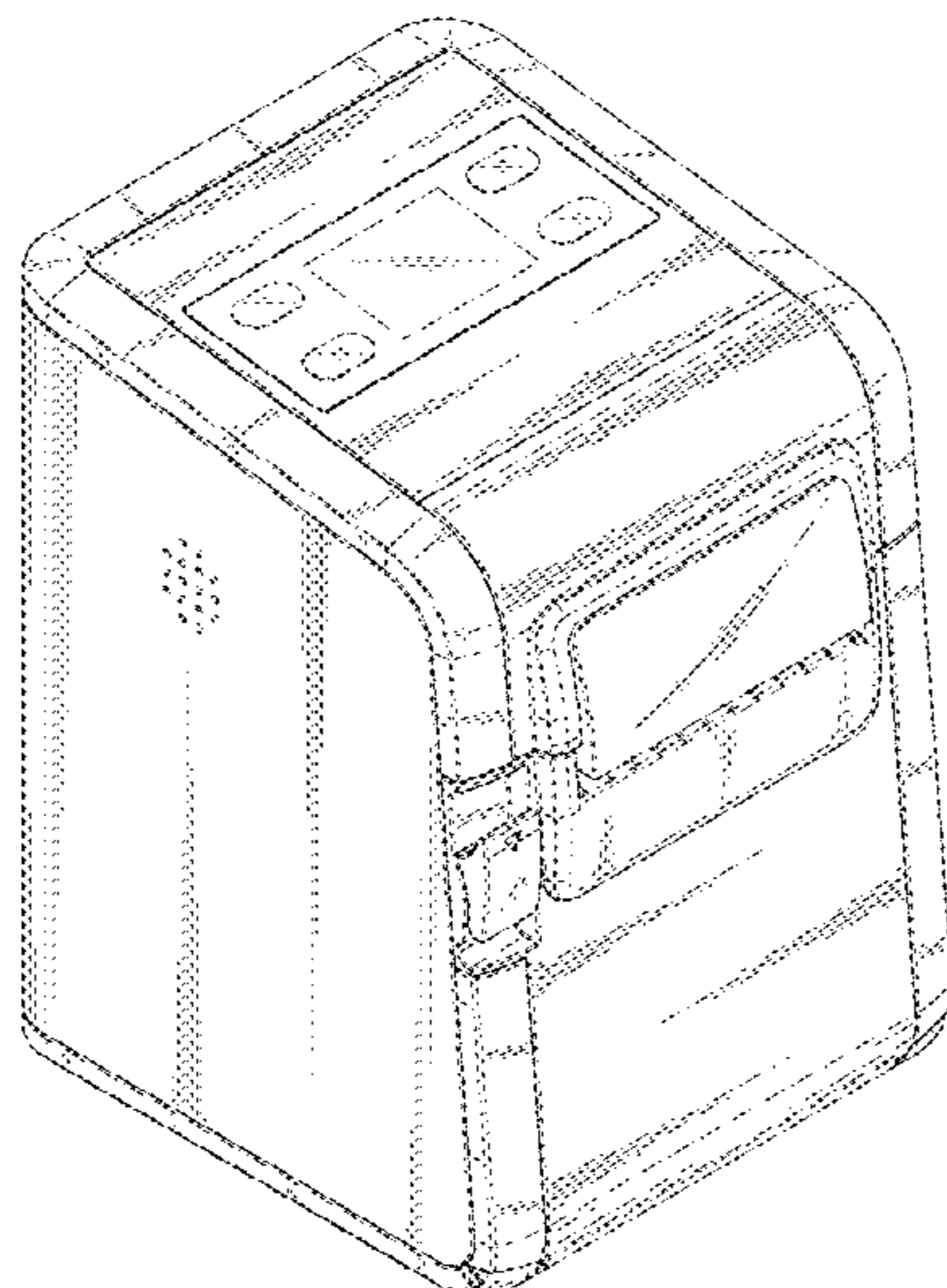
FIG. 1 is a front perspective view of a label printer showing the overall shape of the present design;
FIG. 2 is a front view thereof;
FIG. 3 is a rear view thereof;
FIG. 4 is a left side view thereof;
FIG. 5 is a right side view thereof;
FIG. 6 is a top plan view thereof; and,
FIG. 7 is a bottom plan view thereof.
The broken lines in the drawings illustrate portions of the printer which form no part of the claimed design.

(56) **References Cited**

U.S. PATENT DOCUMENTS

5,597,249 A * 1/1997 Mistyurik B41J 32/00
400/693.1
D750,162 S * 2/2016 Ozawa D18/50
D757,132 S * 5/2016 Liu D15/135
D765,166 S * 8/2016 Takahashi D18/50
D775,275 S * 12/2016 Takahashi D18/50
D786,341 S * 5/2017 Iwai D18/50

1 Claim, 7 Drawing Sheets



(56)

References Cited

U.S. PATENT DOCUMENTS

2011/0110699 A1* 5/2011 Tang B41J 29/02
400/663
2019/0235803 A1* 8/2019 Wong B41J 29/023

* cited by examiner

FIG. 1

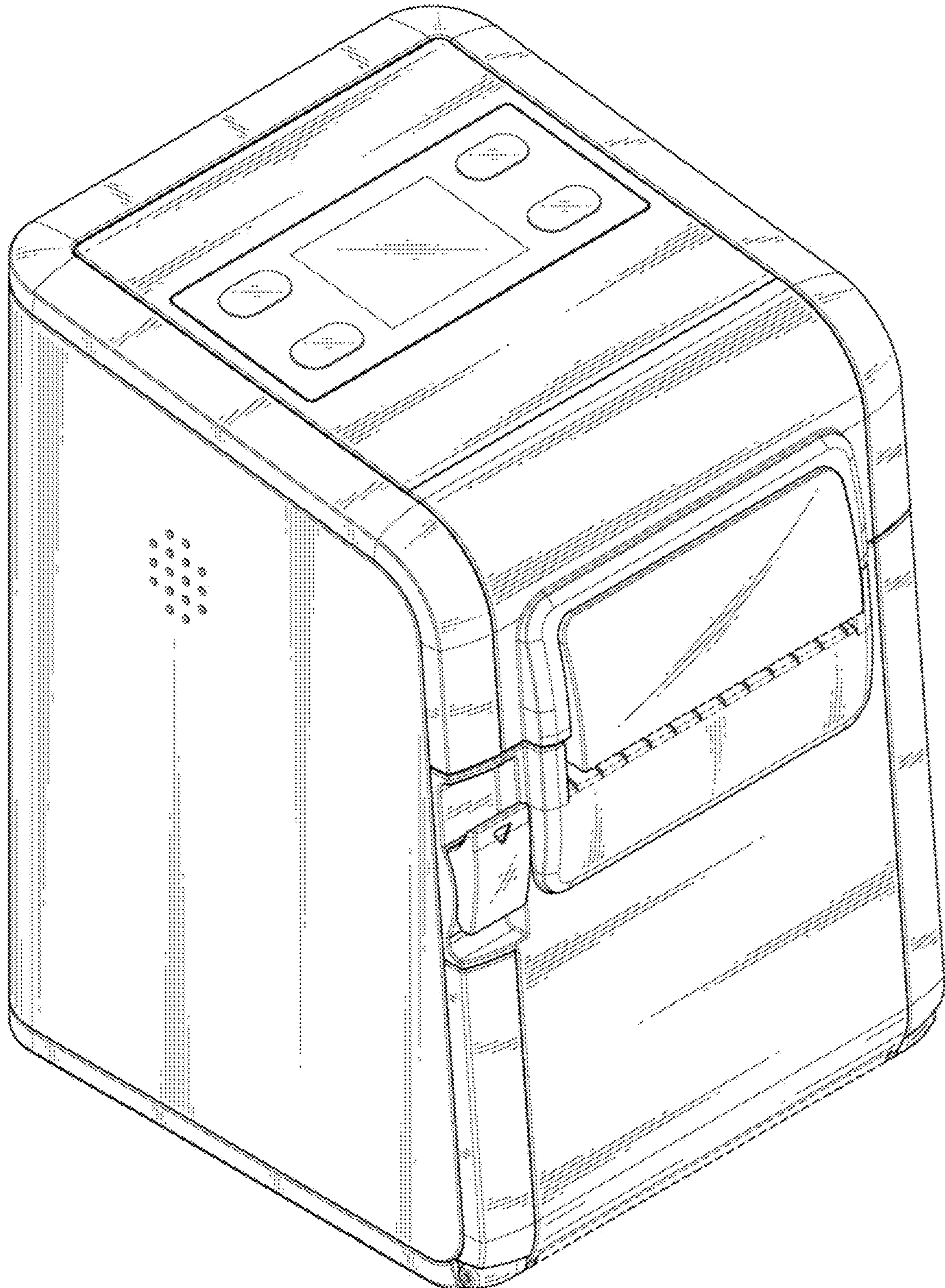


FIG. 2

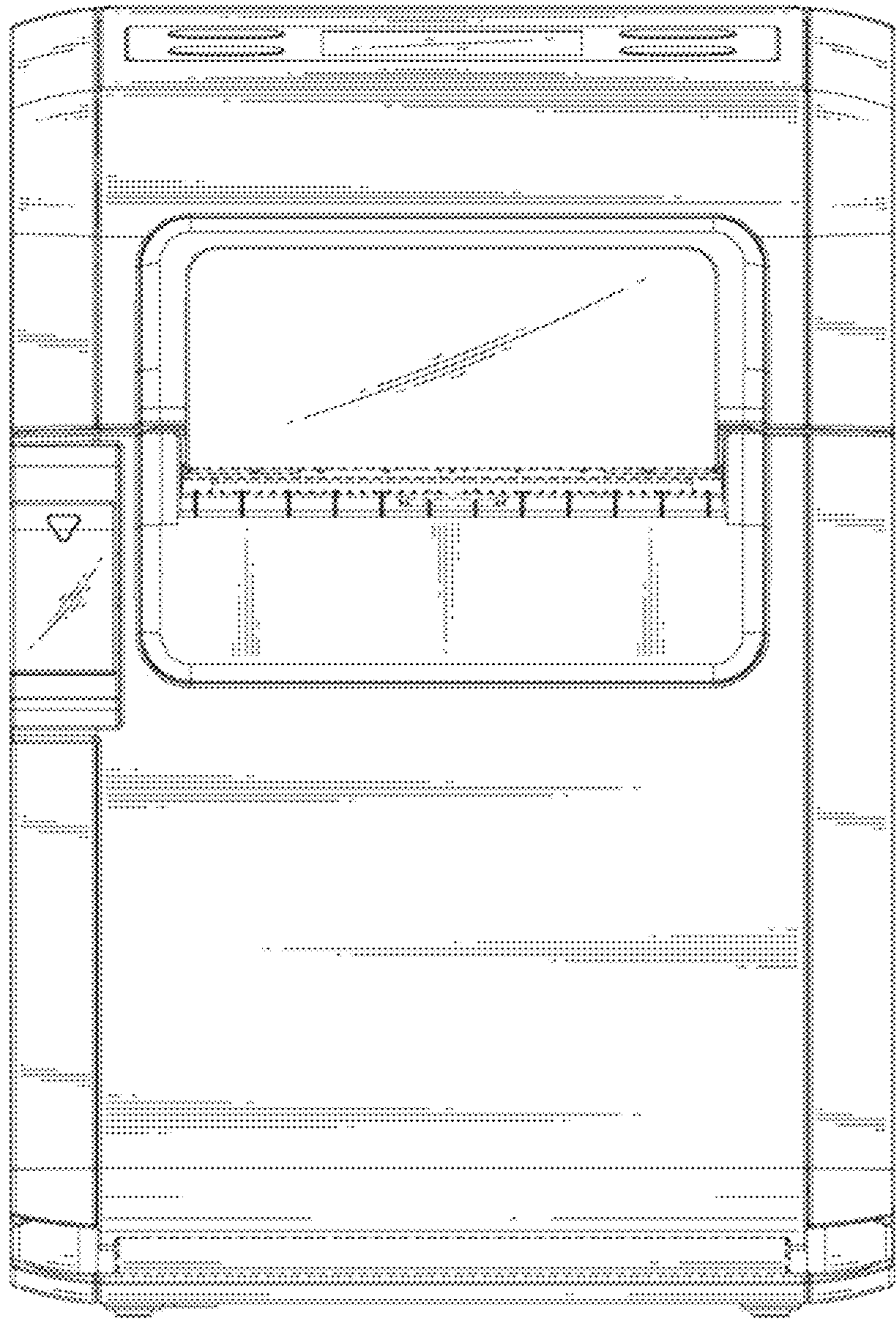


FIG. 3

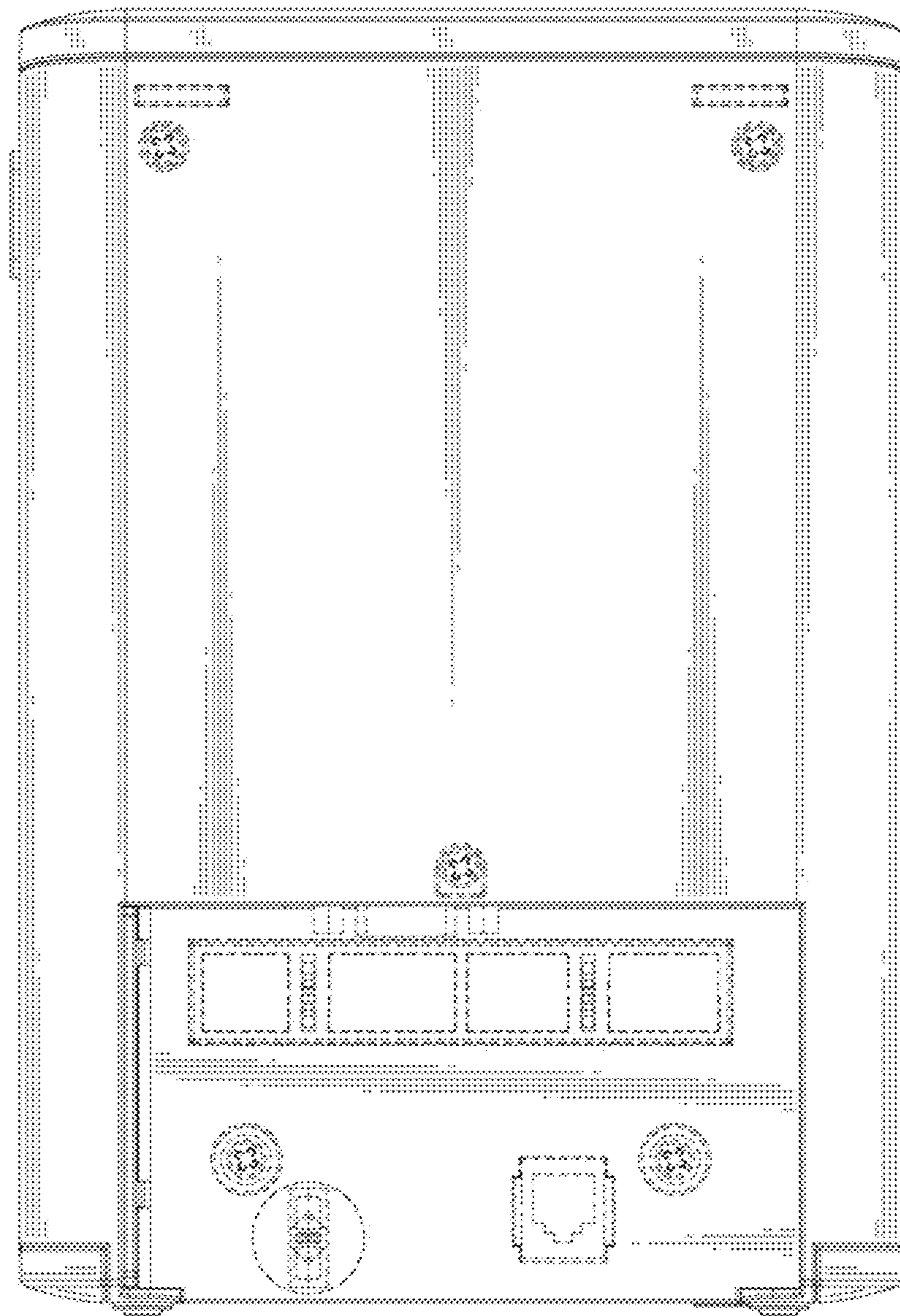


FIG. 4

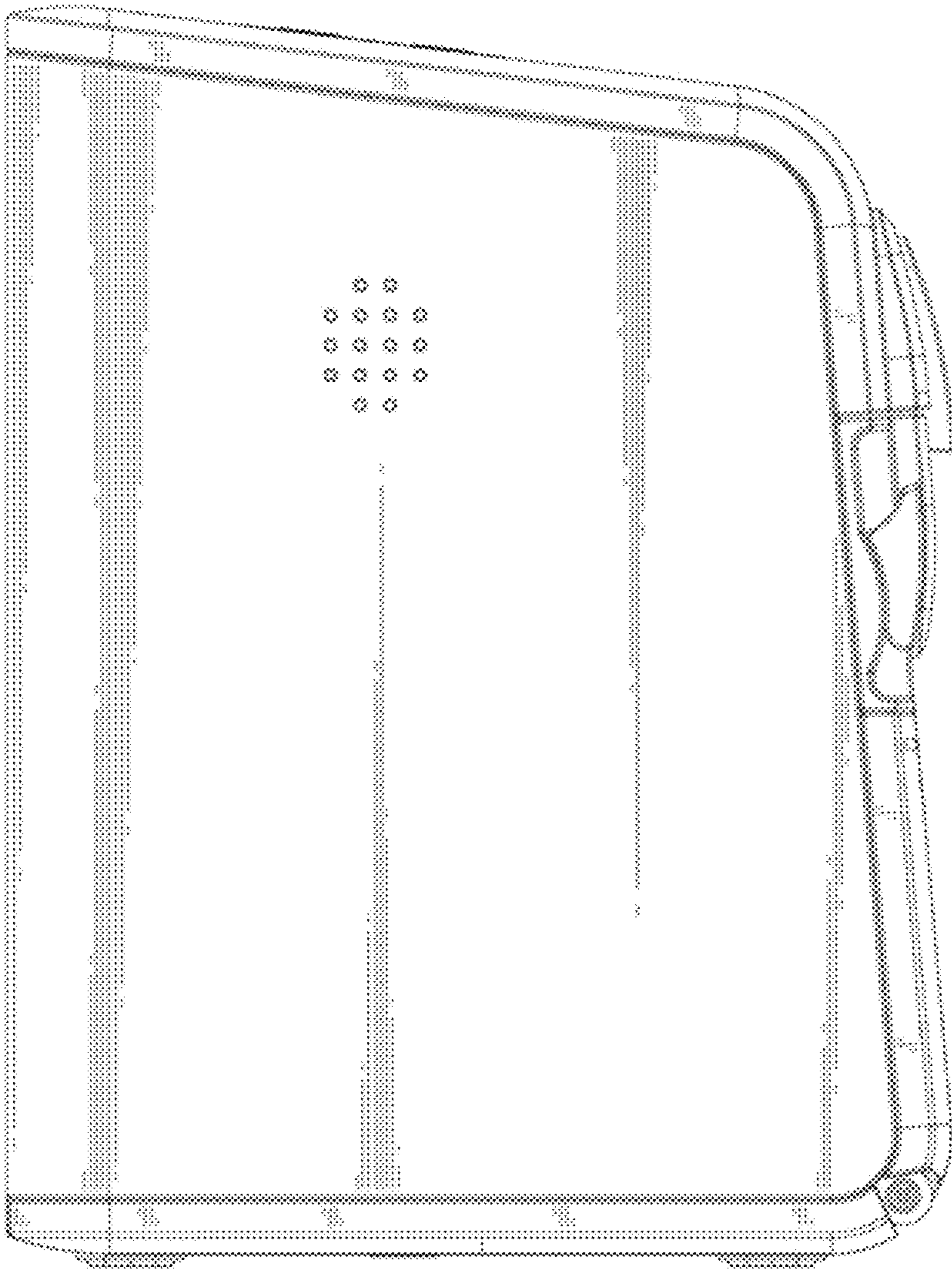


FIG. 5

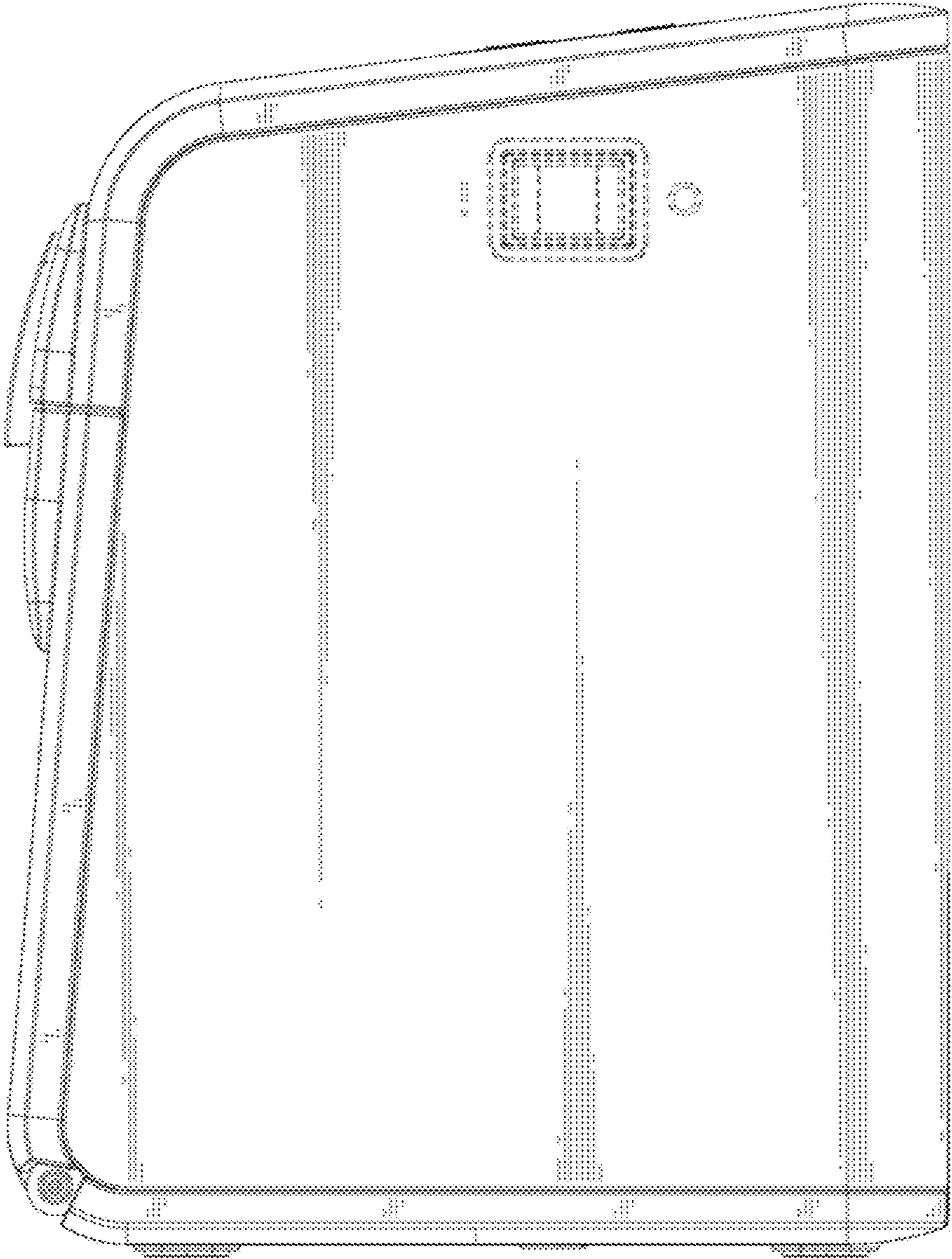


FIG. 6

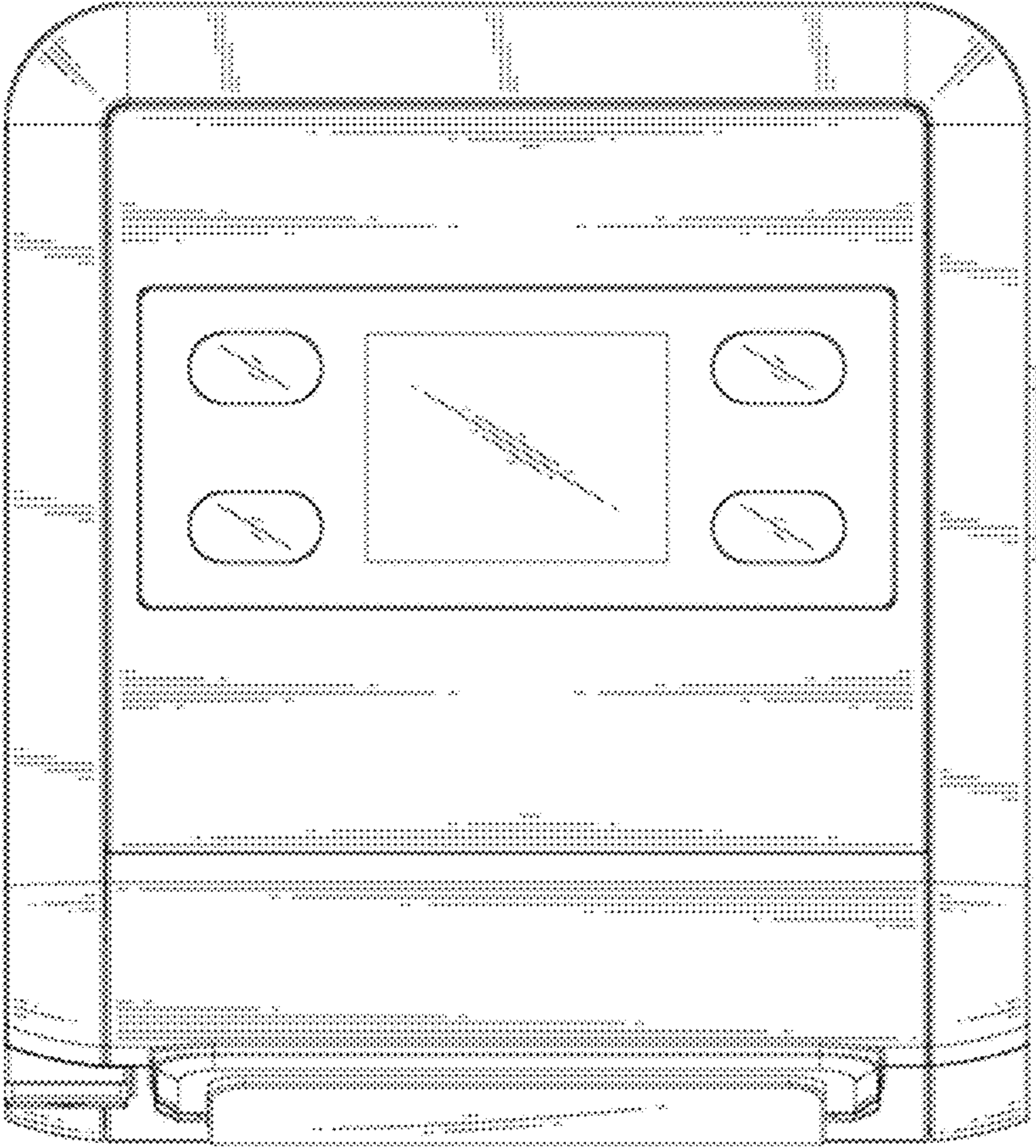


FIG. 7

