



US00D968477S

(12) **United States Design Patent** (10) **Patent No.:** **US D968,477 S**
Ng (45) **Date of Patent:** **** Nov. 1, 2022**

(54) **LOOM** 8,684,420 B2 * 4/2014 Ng D04D 7/04
289/17
(71) Applicant: **Choon's Design LLC**, Farmington Hills, MI (US) D711,931 S * 8/2014 Daftari D15/66
D721,744 S * 1/2015 Daftari D15/66
D732,582 S * 6/2015 Verona D15/66
D737,340 S * 8/2015 Shirai D15/66
(72) Inventor: **Cheong Choon Ng**, Novi, MI (US) D745,066 S * 12/2015 Ng D15/78
D748,158 S * 1/2016 Ng D15/66
(73) Assignee: **CHOON'S DESIGN LLC**, Farmington Hills, MI (US) D748,159 S * 1/2016 Ng D15/66
D754,216 S * 4/2016 Ng D15/66
(Continued)

(**) Term: **15 Years**

(21) Appl. No.: **29/692,449**

(22) Filed: **May 24, 2019**

(51) **LOC (13) Cl.** **15-06**

(52) **U.S. Cl.**
USPC **D15/78; D15/66**

(58) **Field of Classification Search**
USPC D15/66, 69, 72, 78; D3/18, 28;
D24/222; D19/108
CPC . D04D 7/02; D04D 7/04; D04D 11/00; D04C
7/00; B65H 69/04; D03D 29/00; D03D
49/62; D03D 47/278; D03D 47/302;
D04B 3/02; D04B 33/00; D04B 37/00;
D04B 31/00; A44C 27/00; A44C 5/0069;
G06F 9/453; H04W 4/38; D05B 3/00;
D05B 3/02; D05B 3/24; D05B 3/243
See application file for complete search history.

(56) **References Cited**

U.S. PATENT DOCUMENTS

D135,390 S * 3/1943 Lains D15/72
D185,930 S * 8/1959 Park D15/72
4,729,229 A * 3/1988 Whicker D04B 3/00
66/4
D358,402 S * 5/1995 Scholl D15/66
D396,159 S * 7/1998 Anderson D6/553
D562,358 S * 2/2008 Landmesser D15/78
D570,882 S * 6/2008 Lee D15/66
D635,594 S * 4/2011 Novak D15/78
D686,253 S * 7/2013 Wijerama D15/66

OTHER PUBLICATIONS

Rainbow Loom, Rainbow Loom Crafting Kit includes Loom, Metal Hook, Mini Rainbow Loom, 600 Rubber Bands + 24 Clips, (First available Aug. 1, 2018), Amazon.com, URL:<<https://www.amazon.com/Rainbow-Loom-Crafting-Metal-Rubber/dp/B00DMC6KAC>> (Year: 2018).*

(Continued)

Primary Examiner — Calvin E Vansant
Assistant Examiner — Mark T. Philipps
(74) *Attorney, Agent, or Firm* — Carlson, Gaskey & Olds, P.C.


(57) **CLAIM**

I claim the ornamental design for a loom, as shown and described.

DESCRIPTION

FIG. 1 is a perspective view of a loom.
FIG. 2 is a first end view of the loom.
FIG. 3 is a second end view of the loom.
FIG. 4 is a first side view of the loom.
FIG. 5 is a second side view of the loom.
FIG. 6 is a top view of the loom; and,
FIG. 7 is a bottom view of the loom.
The broken lines represent portions of the loom that form no part of the claimed design.

1 Claim, 4 Drawing Sheets



(56)

References Cited

U.S. PATENT DOCUMENTS

9,903,055	B2 *	2/2018	Todokoro	D04B 5/00
D892,178	S *	8/2020	Tam	D15/66
2008/0156043	A1 *	7/2008	Gustin	D04B 5/00 66/4
2008/0223083	A1 *	9/2008	Gustin	D04B 5/00 66/4
2012/0047960	A1 *	3/2012	Sasur	D04B 3/00 66/1 A
2012/0112457	A1 *	5/2012	Ng	A44C 27/00 289/1.5
2016/0032500	A1 *	2/2016	Novak	D04B 5/00 28/152

OTHER PUBLICATIONS

Official_rainbowloom, "Make custom friendship bracelets with glow-in-the-dark Loomoji Charms!", (posted Dec. 5, 2019), Instagram.com, URL:<<https://www.instagram.com/p/B5su4ioh345/>> (Year: 2019).*

* cited by examiner

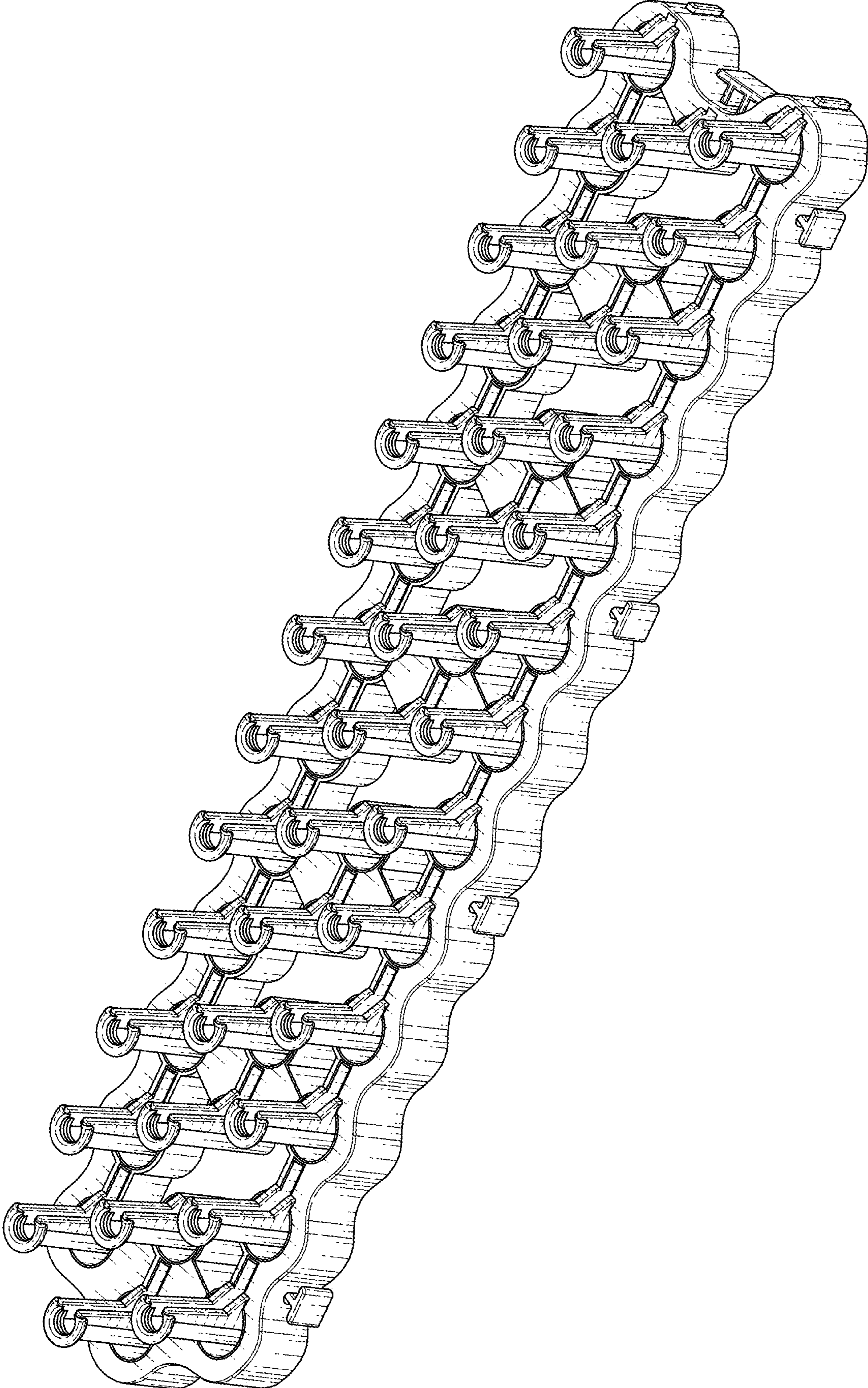


FIG. 1

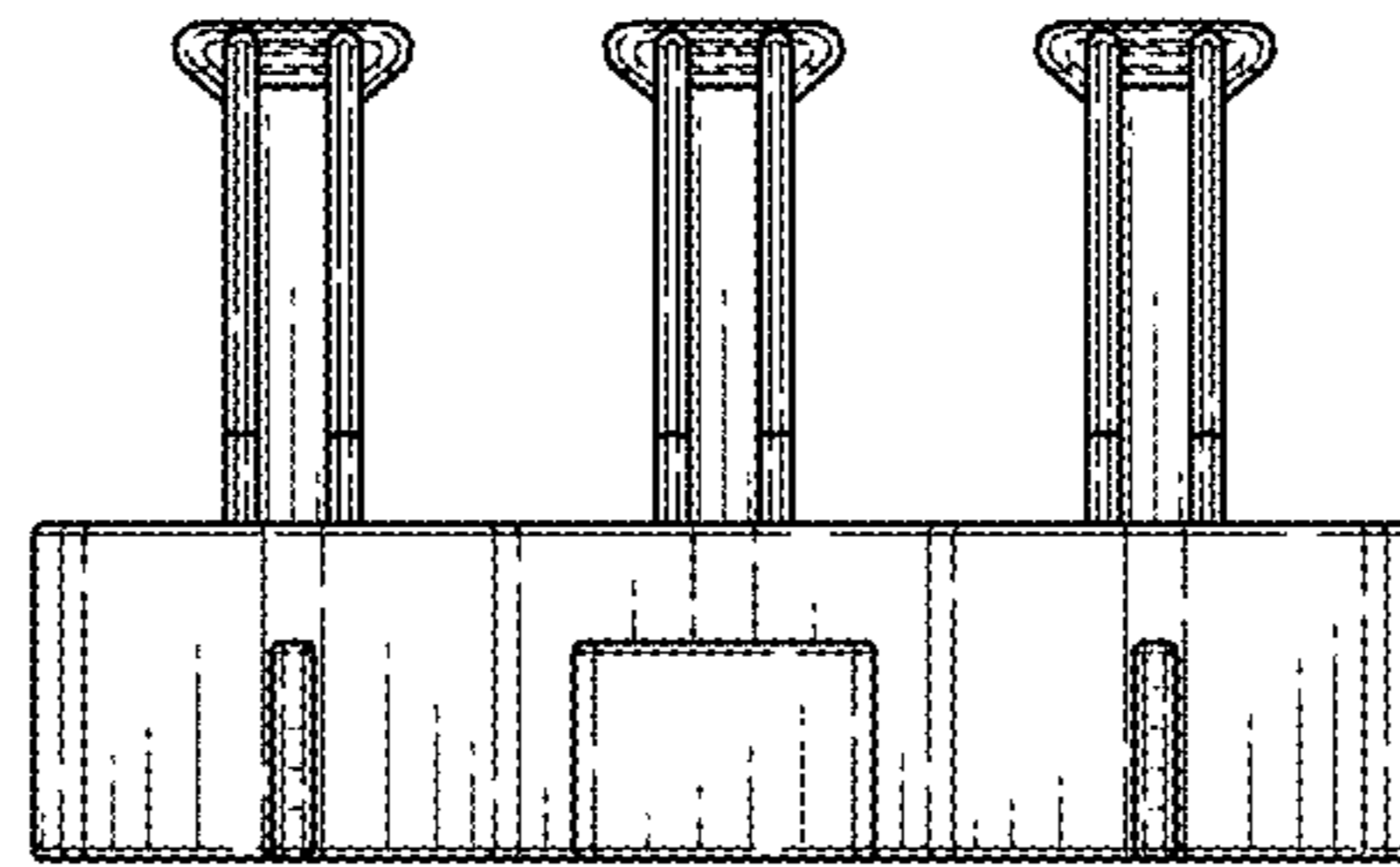


FIG. 2

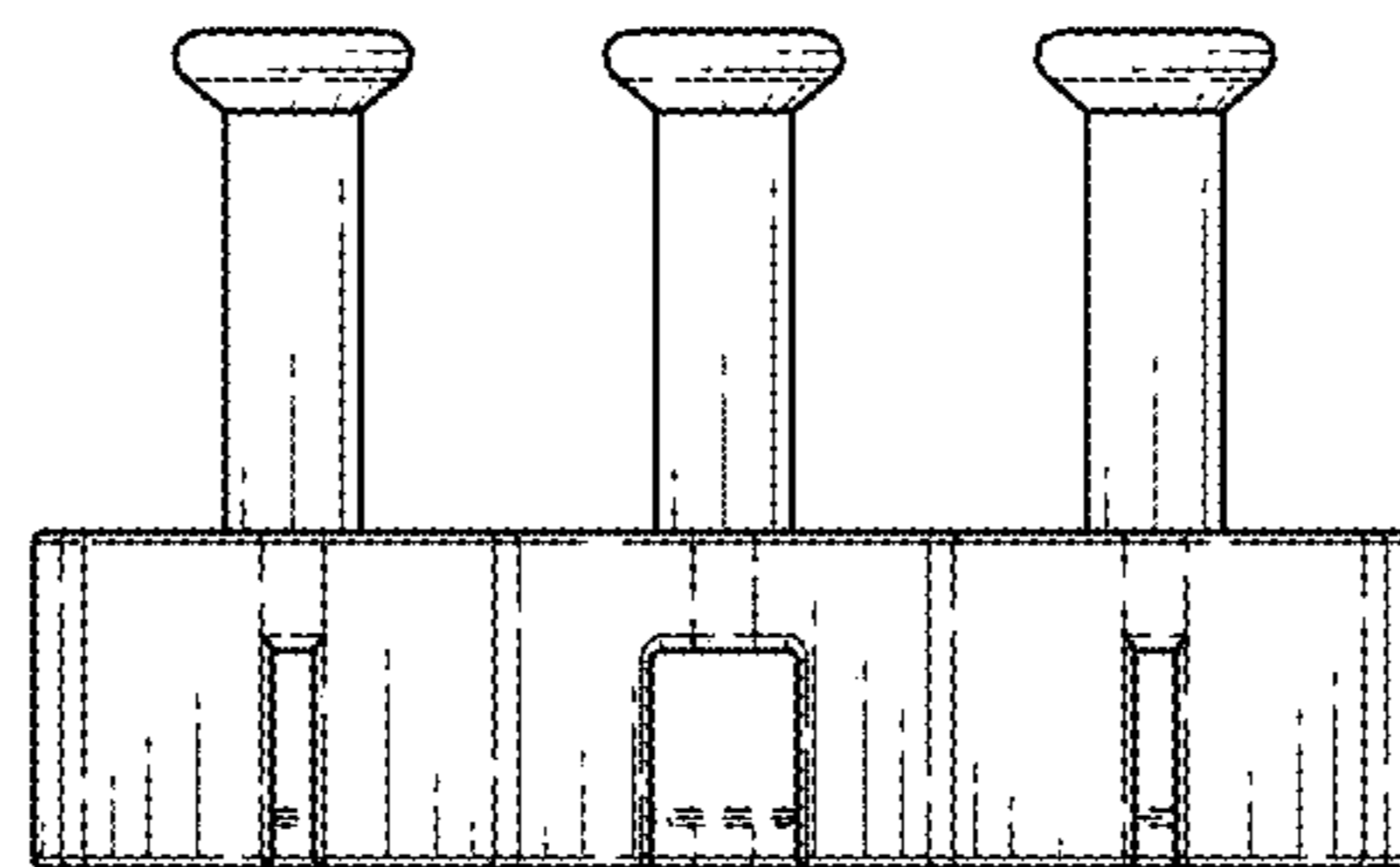


FIG. 3

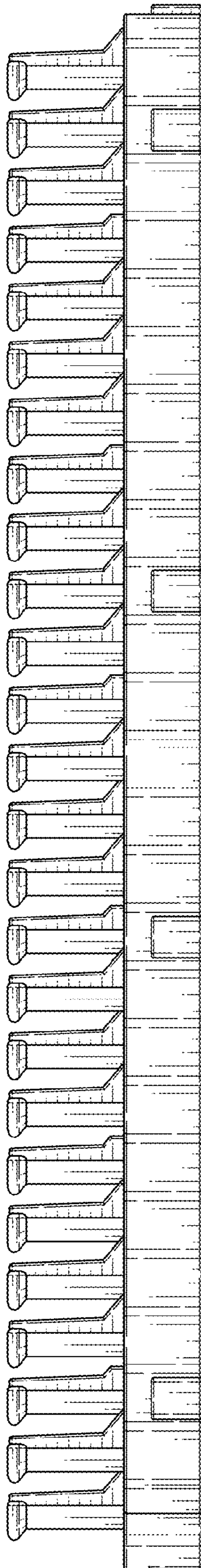


FIG. 4

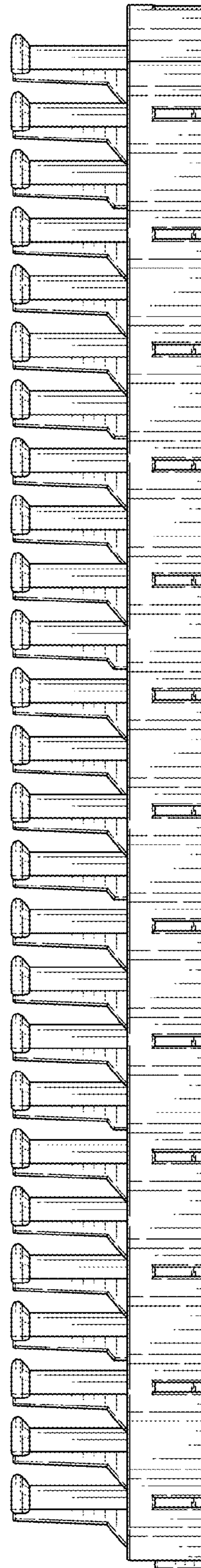


FIG. 5

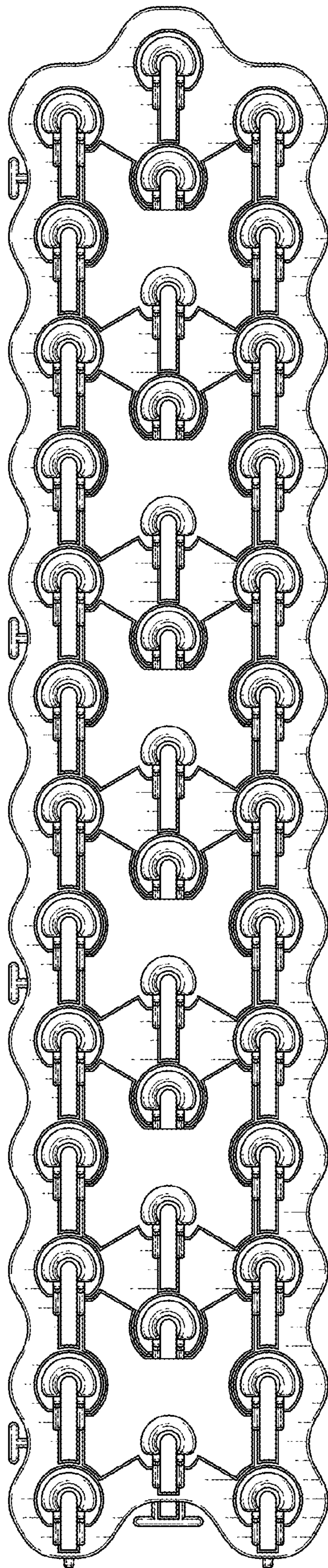


FIG. 6

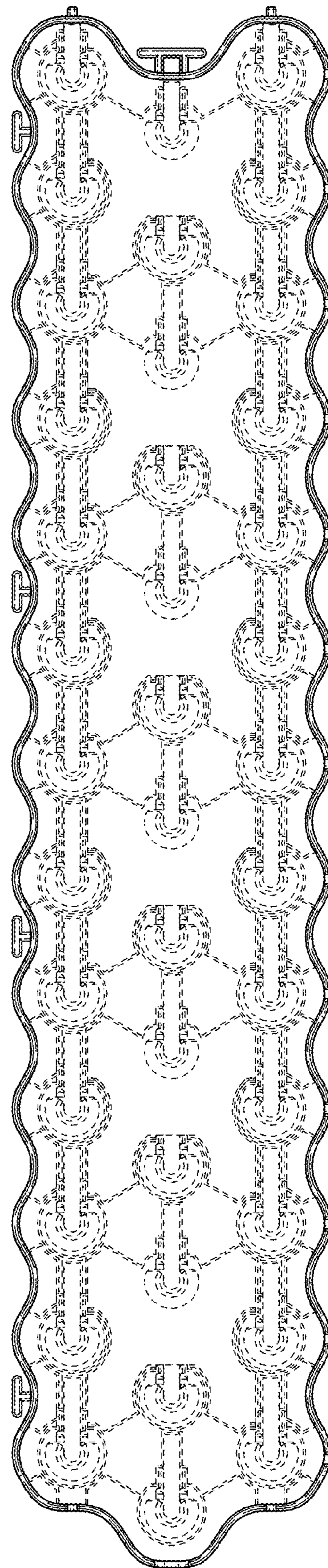


FIG. 7