



US00D968474S

(12) **United States Design Patent** (10) **Patent No.:** **US D968,474 S**
Volberg (45) **Date of Patent:** **** Nov. 1, 2022**

(54) **GUN HOUSING**

FOREIGN PATENT DOCUMENTS

(71) Applicant: **DynaEnergetics Europe GmbH**, Troisdorf (DE)

CA 2267269 C 4/1998
CA 2196385 C 3/2005

(Continued)

(72) Inventor: **Stefan Volberg**, Troisdorf (DE)

OTHER PUBLICATIONS

(73) Assignee: **DynaEnergetics Europe GmbH**, Troisdorf (DE)

Gambirasio et al., Eulerian simulations of perforating gun firing in air at atmospheric pressure: scallop geometry influence on design optimization, Feb. 19, 2016, 37 pgs., <https://sci-hub.tw/https://link.springer.com/article/10.1007/s00707-016-1750-y>.

(Continued)

(**) Term: **15 Years**

(21) Appl. No.: **29/733,228**

Primary Examiner — Mark A Goodwin

(22) Filed: **Apr. 30, 2020**

(74) *Attorney, Agent, or Firm* — Moyles IP, LLC

(51) **LOC (13) Cl.** **15-03**

(57) **CLAIM**

(52) **U.S. Cl.**
USPC **D15/21**

I claim the ornamental design of a gun housing, as shown and described.

(58) **Field of Classification Search**
USPC D15/21
CPC E21B 43/11; E21B 43/112; E21B 43/114;
E21B 43/116; E21B 43/117; E21B
43/119; E21B 43/00; F42D 1/04; F42D
1/05; F42D 1/043
See application file for complete search history.

DESCRIPTION

FIG. 1 is a front, top perspective view of a gun housing showing my new design;
FIG. 2 is a front, bottom perspective view of the gun housing of FIG. 1;
FIG. 3 is a front elevated view of the gun housing of FIG. 1;
FIG. 4 is a rear elevated view of the gun housing of FIG. 1;
FIG. 5 is a left-side elevated view of the gun housing of FIG. 1;
FIG. 6 is a right-side elevated view of the gun housing of FIG. 1;
FIG. 7 is a top plan view of the gun housing of FIG. 1; and, FIG. 8 is a bottom plan view of the gun housing of FIG. 1. The broken lines consisting of dashes show an environment that forms no part of the claimed design. The broken lines consisting of a double-dot/dash pattern show a boundary of the claimed design.

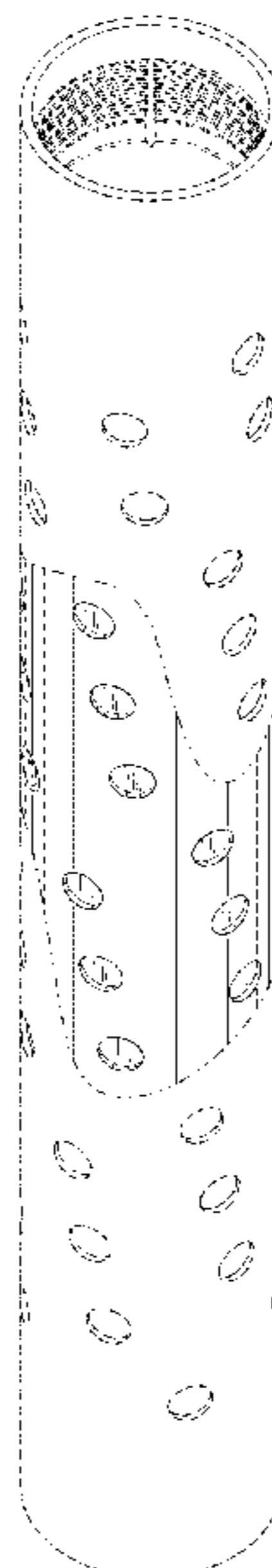
(56) **References Cited**

U.S. PATENT DOCUMENTS

6,347,673	B1	2/2002	Dailey	
6,851,471	B2	2/2005	Barlow et al.	
6,942,033	B2	9/2005	Brooks et al.	
7,172,023	B2	2/2007	Barker et al.	
9,382,784	B1	7/2016	Hardesty et al.	
9,494,021	B2	11/2016	Parks et al.	
9,903,185	B2	2/2018	Ursi et al.	
10,174,595	B2	1/2019	Knight et al.	
10,337,299	B2	7/2019	Hales et al.	
10,731,444	B2 *	8/2020	Wells	E21B 47/092

(Continued)

1 Claim, 4 Drawing Sheets



(56)

References Cited

U.S. PATENT DOCUMENTS

10,858,919 B2 * 12/2020 Anthony E21B 43/1185
10,914,145 B2 * 2/2021 Sullivan E21B 43/1185
11,078,763 B2 * 8/2021 Anthony E21B 43/119
11,091,987 B1 * 8/2021 Benker E21B 43/119
11,156,066 B2 * 10/2021 Sullivan E21B 43/116
2004/0216866 A1 11/2004 Barlow et al.
2012/0199352 A1 * 8/2012 Lanclos F42D 1/05
166/297
2014/0041515 A1 2/2014 Mauldin
2019/0264548 A1 8/2019 Zhao et al.
2020/0072029 A1 3/2020 Anthony et al.
2020/0217635 A1 * 7/2020 Eitschberger F42D 1/04
2020/0308938 A1 * 10/2020 Sullivan E21B 43/116
2021/0381347 A1 * 12/2021 Sullivan E21B 43/116

FOREIGN PATENT DOCUMENTS

WO 1998014689 A1 4/1998
WO 2000066881 A1 11/2000
WO 2014056890 A2 4/2014
WO 2014089194 A1 6/2014
WO 2021185735 A1 9/2021
WO 2021198145 A1 10/2021

OTHER PUBLICATIONS

Energy API, Registered Data Sheet Perforating System Evaluation,
API RB 19B Section 1, dated Jul. 17, 2019, 1 pg.
International Searching Authority; International Search Report and
Written Opinion of the International Searching Authority for PCT/
EP2021/056486; dated Jun. 28, 2021; 11 pages.

* cited by examiner

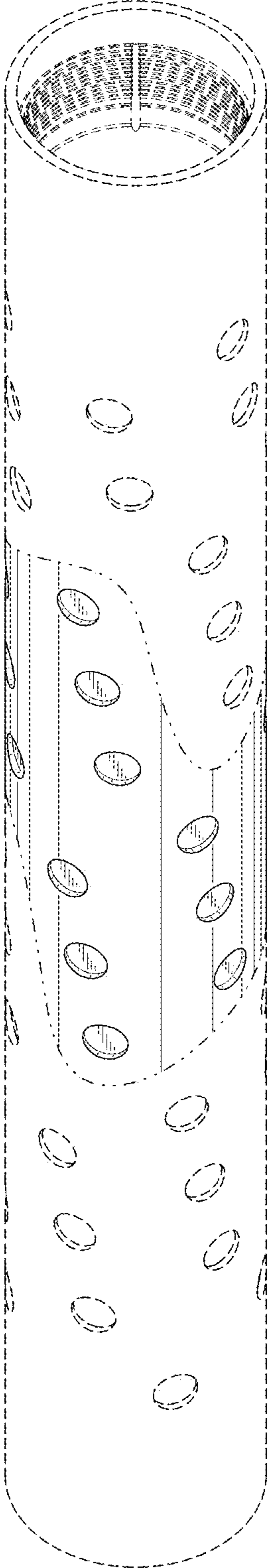


FIG. 1

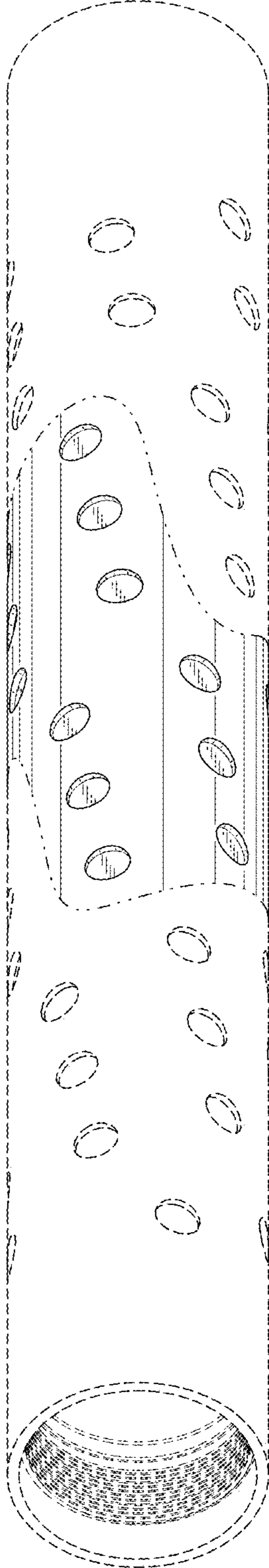


FIG. 2

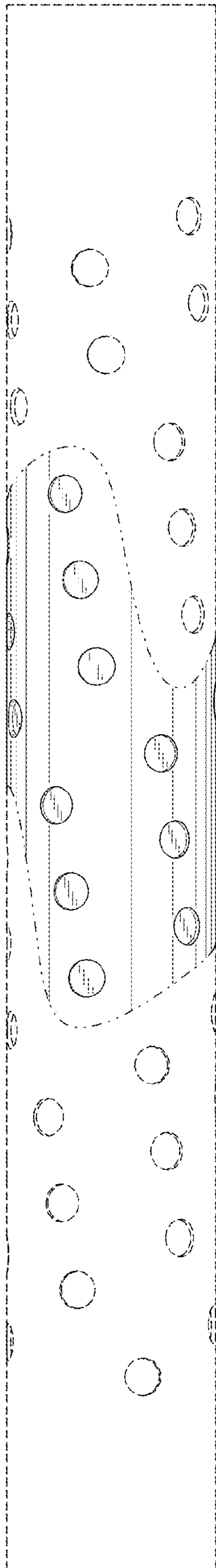


FIG. 3

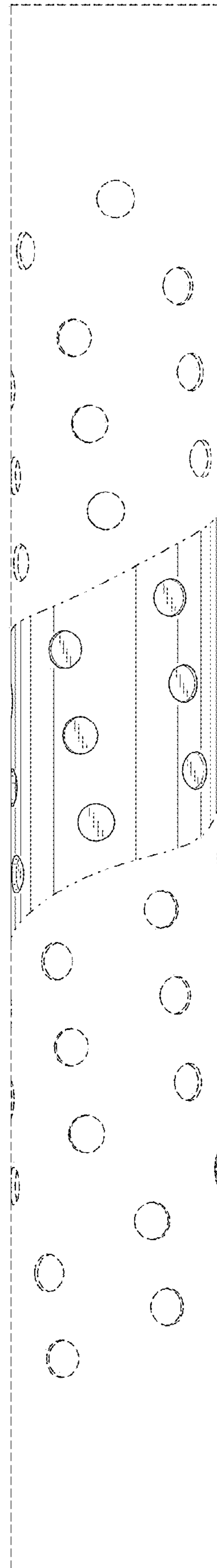


FIG. 4

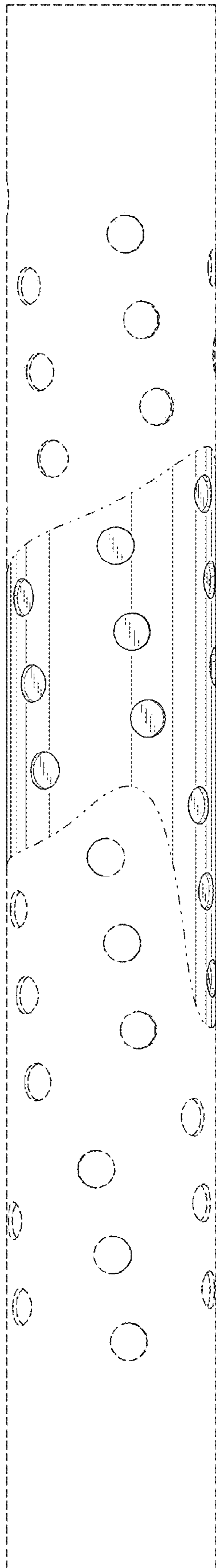


FIG. 5

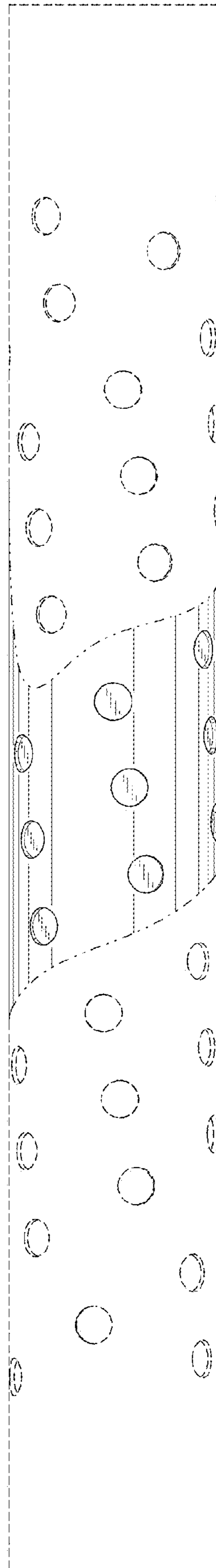


FIG. 6

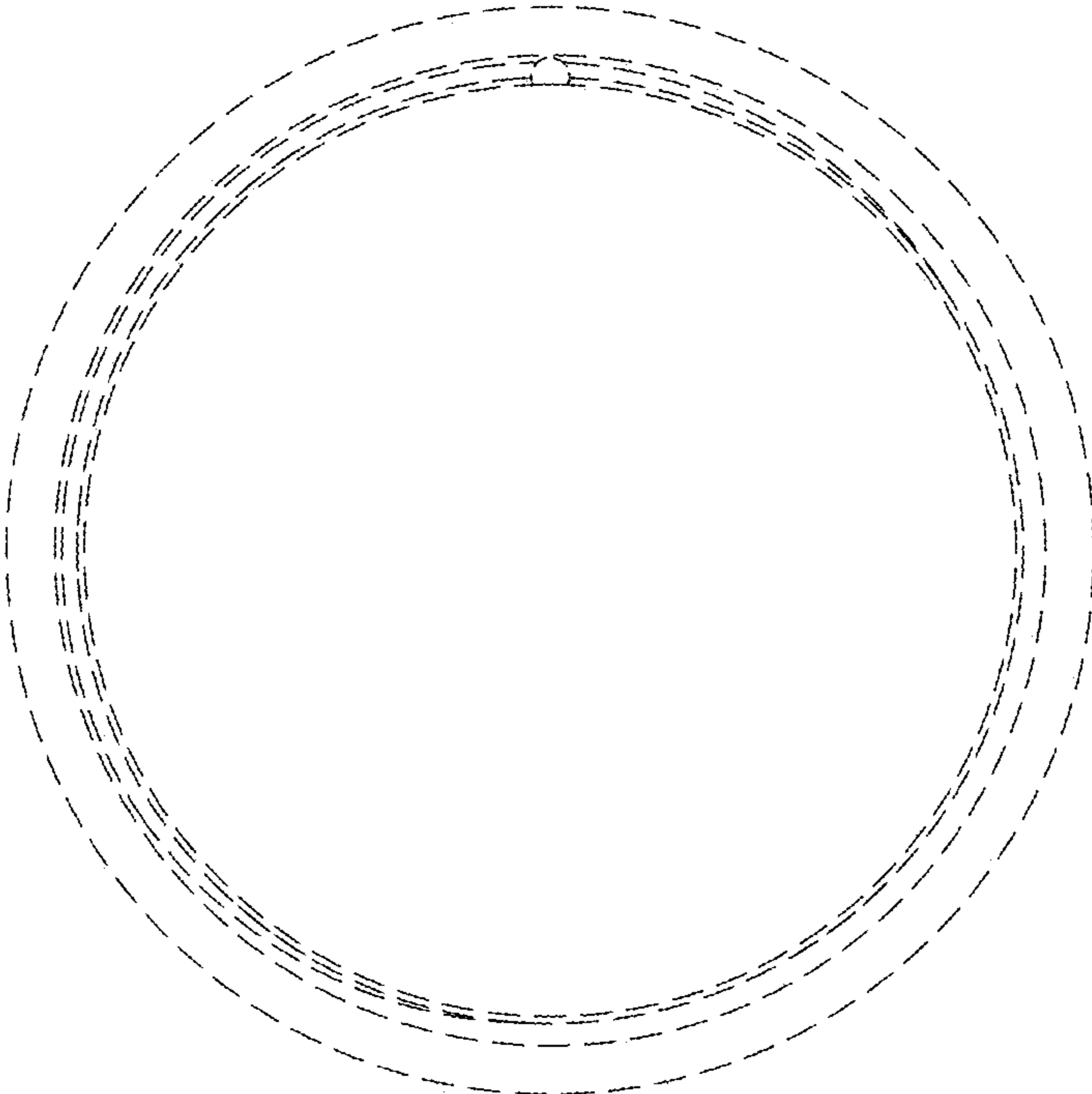


FIG. 7

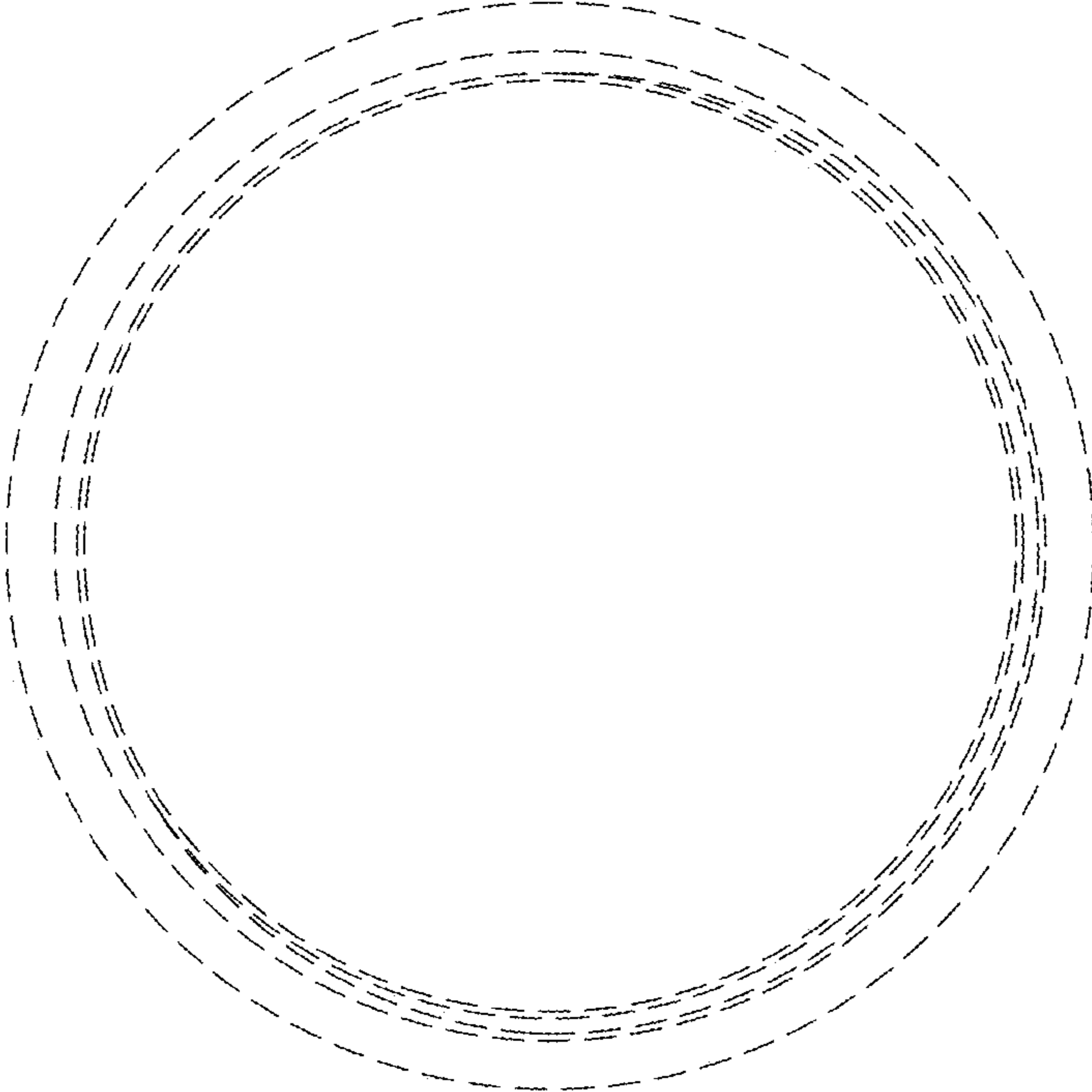


FIG. 8