



US00D968410S

(12) **United States Design Patent**
Zhang et al.

(10) **Patent No.:** **US D968,410 S**

(45) **Date of Patent:** **** Nov. 1, 2022**

(54) **MULTI-PORT HUB**

(71) Applicant: **C-Smartlink Information Technology Co., Ltd.**, Shenzhen (CN)

(72) Inventors: **Wenfeng Zhang**, Shenzhen (CN);
Shengfu Liu, Shenzhen (CN);
Shengtian Liu, Shenzhen (CN)

(73) Assignee: **C-Smartlink Information Technology Co., Ltd.**, Shenzhen (CN)

(**) Term: **15 Years**

(21) Appl. No.: **29/769,289**

(22) Filed: **Feb. 4, 2021**

(51) **LOC (13) Cl.** **14-02**

(52) **U.S. Cl.**
USPC **D14/433**

(58) **Field of Classification Search**
USPC D18/4.4, 4.5, 4.6, 12, 12.1, 12.3;
D14/383, 384, 385, 386, 378
CPC G06K 19/07749; G06K 19/0723; G06K
19/041; G06K 19/07758; G06K 19/0775;
G06K 19/07783; G06K 19/07794; G06K
19/06046; G06K 19/07722; G06K
19/07773; G06K 19/07779; G06K
19/07784; G06K 19/07786; G06K
19/0709

See application file for complete search history.

(56) **References Cited**

U.S. PATENT DOCUMENTS

D824,387 S * 7/2018 Oberpriller D14/433
D828,840 S * 9/2018 Zhang D14/433

D847,139 S * 4/2019 Wang D14/433
D880,481 S * 4/2020 Liao D14/433
D905,063 S * 12/2020 Liu D14/434
D918,917 S * 5/2021 Wu D14/433
D928,160 S * 8/2021 Liao D14/433
D933,663 S * 10/2021 Zhang D14/433
D934,251 S * 10/2021 Liao D14/433
D936,656 S * 11/2021 Liao D14/433
D945,994 S * 3/2022 Lin D14/433
D953,338 S * 5/2022 Zhang D14/433

* cited by examiner

Primary Examiner — Austin Murphy

(74) *Attorney, Agent, or Firm* — Westbridge IP LLC

(57) **CLAIM**

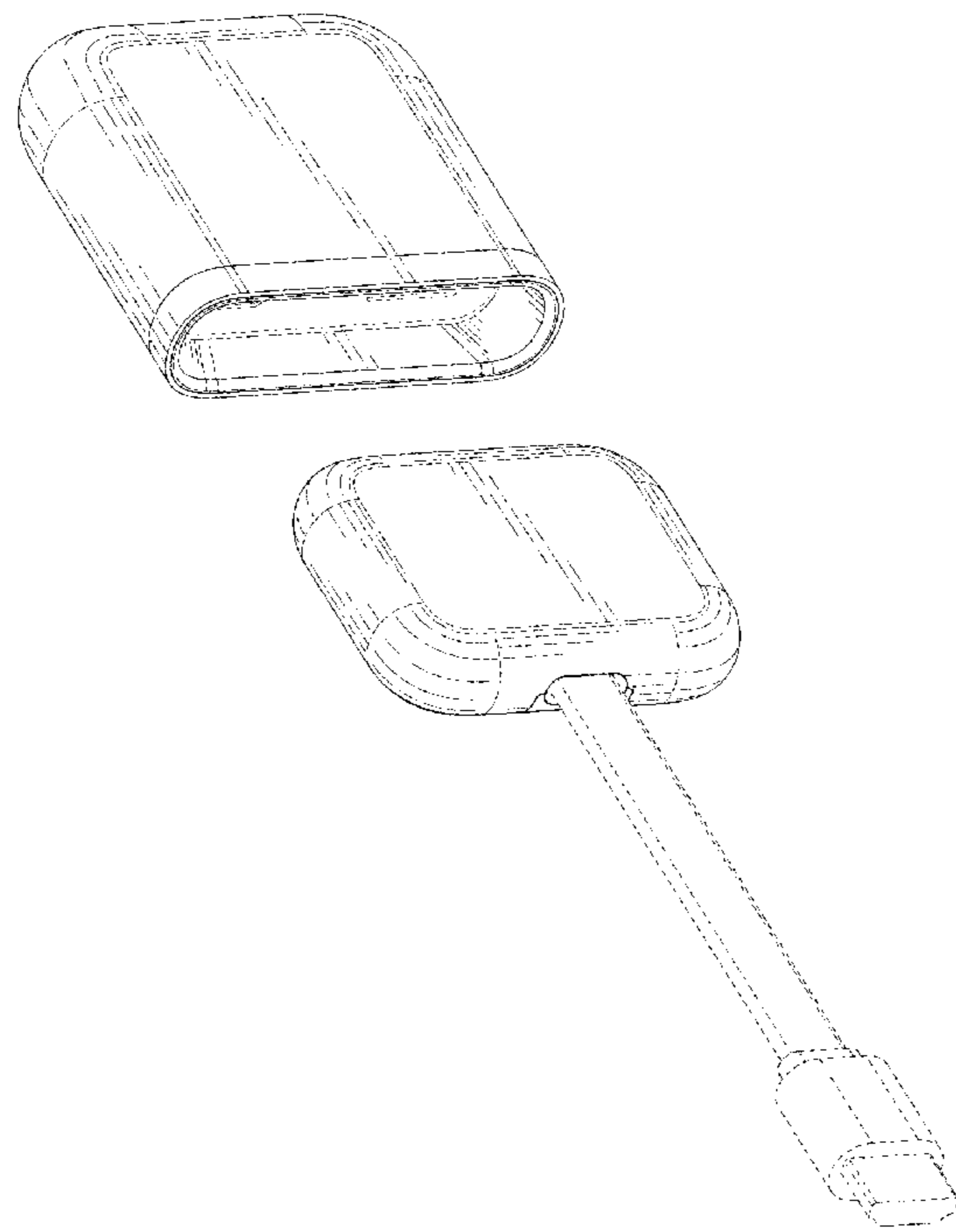
The ornamental design for a multi-port hub, as shown and described.

DESCRIPTION

FIG. 1 is a top, front and right side perspective view of a multi-port hub showing our new design;
FIG. 2 is a front elevational view thereof;
FIG. 3 is a rear elevational view thereof;
FIG. 4 is a left side elevational view thereof;
FIG. 5 is a right side elevational view thereof;
FIG. 6 is a top plan view thereof;
FIG. 7 is a bottom plan view thereof; and,
FIG. 8 is a perspective view thereof showing a state in which the transmitter and the receiver of the multi-port hub are separated.

The broken lines in the drawings illustrate the portions of the multi-port hub which form no part of the claimed design.

1 Claim, 8 Drawing Sheets



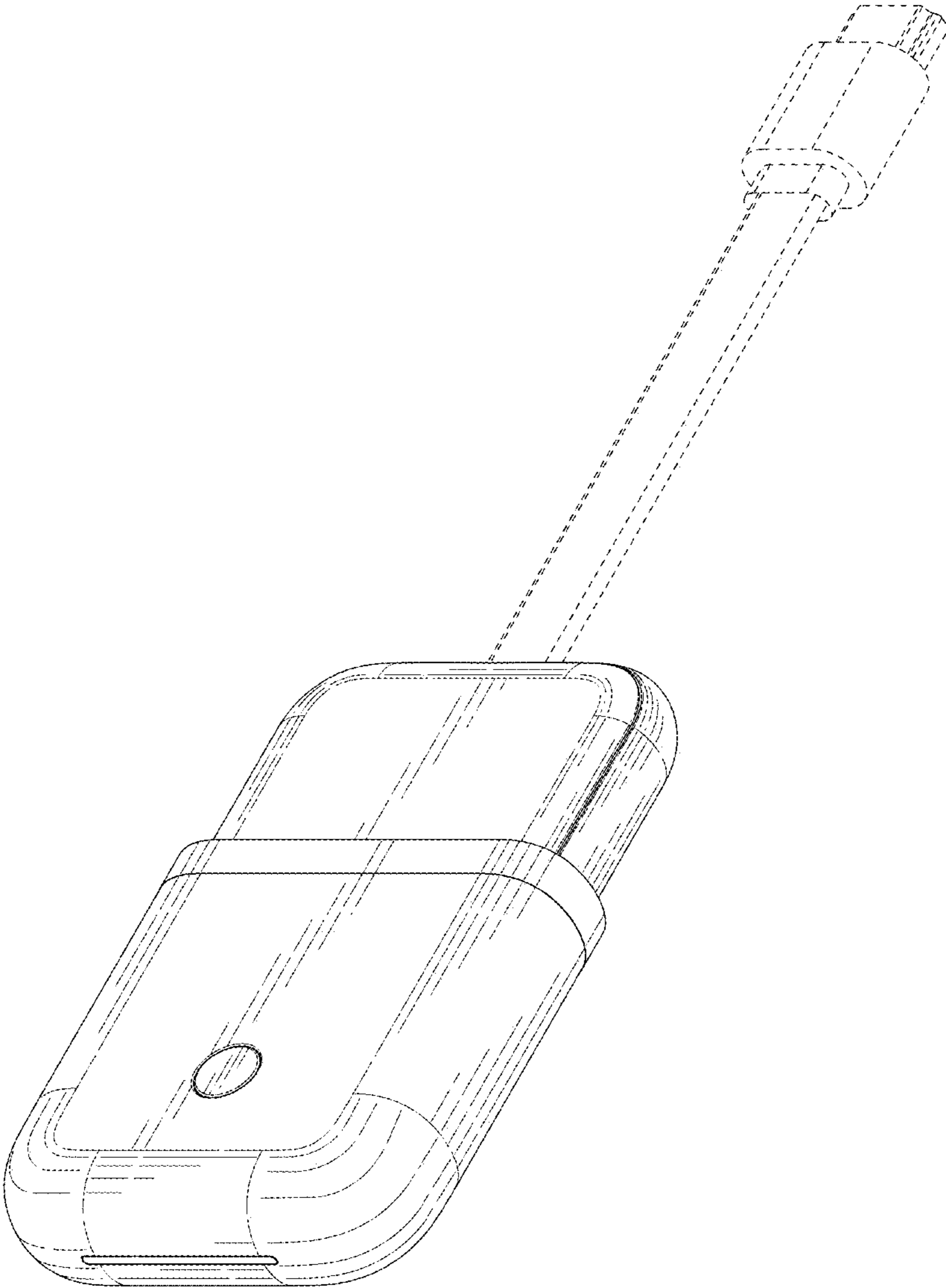


FIG.1

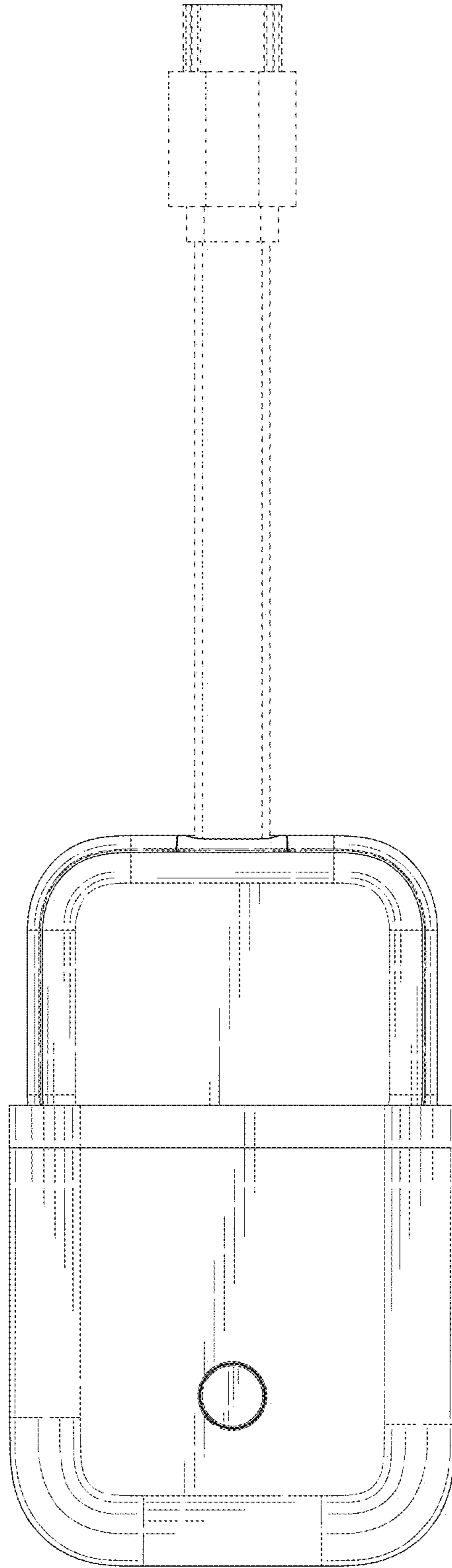


FIG.2

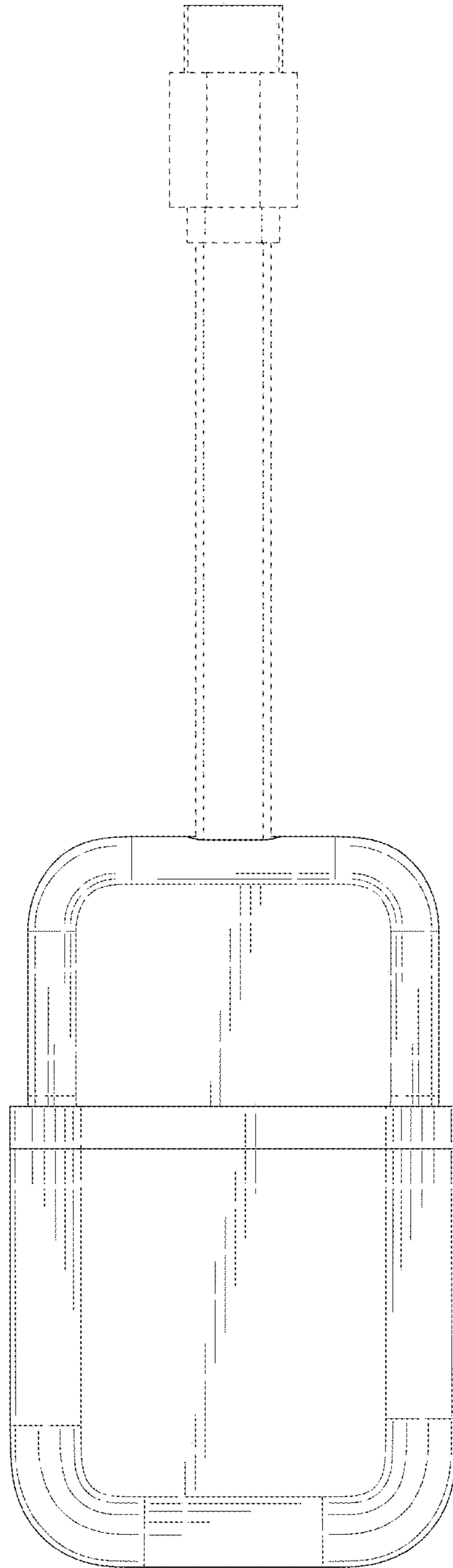


FIG.3

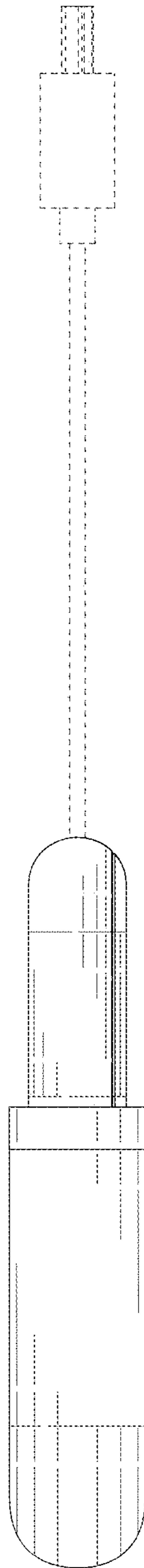


FIG.4

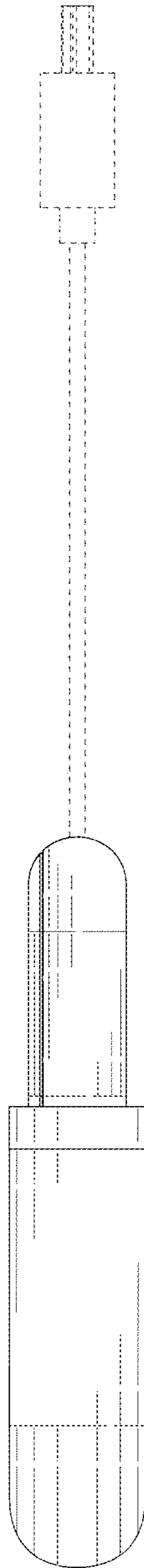


FIG.5

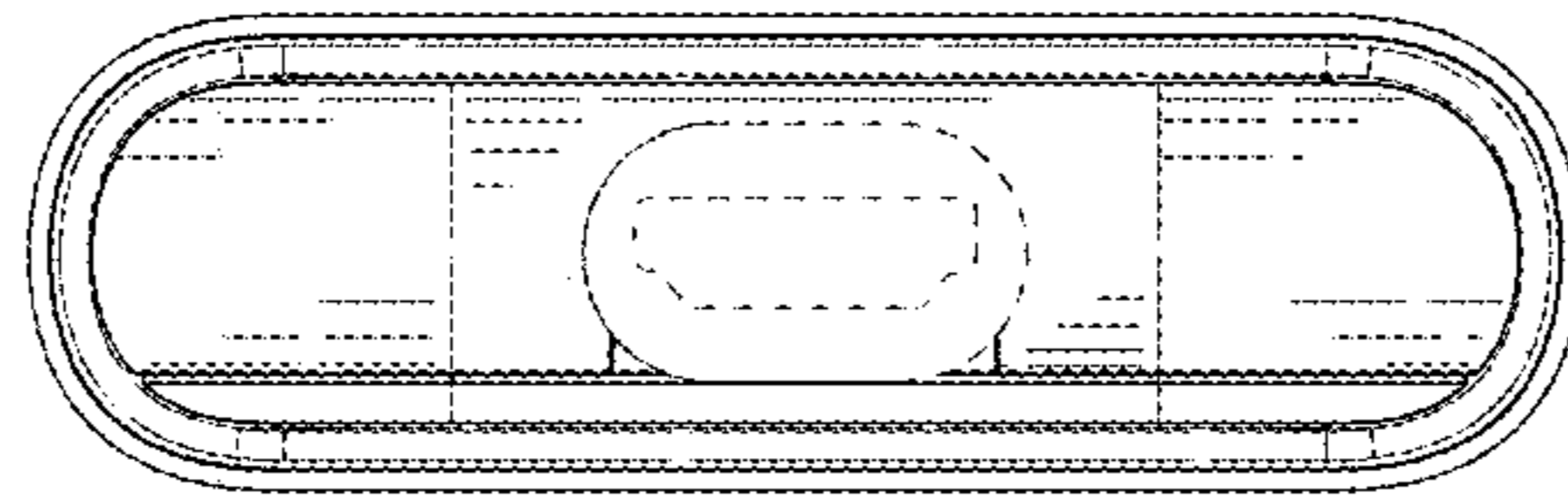


FIG.6




FIG. 7

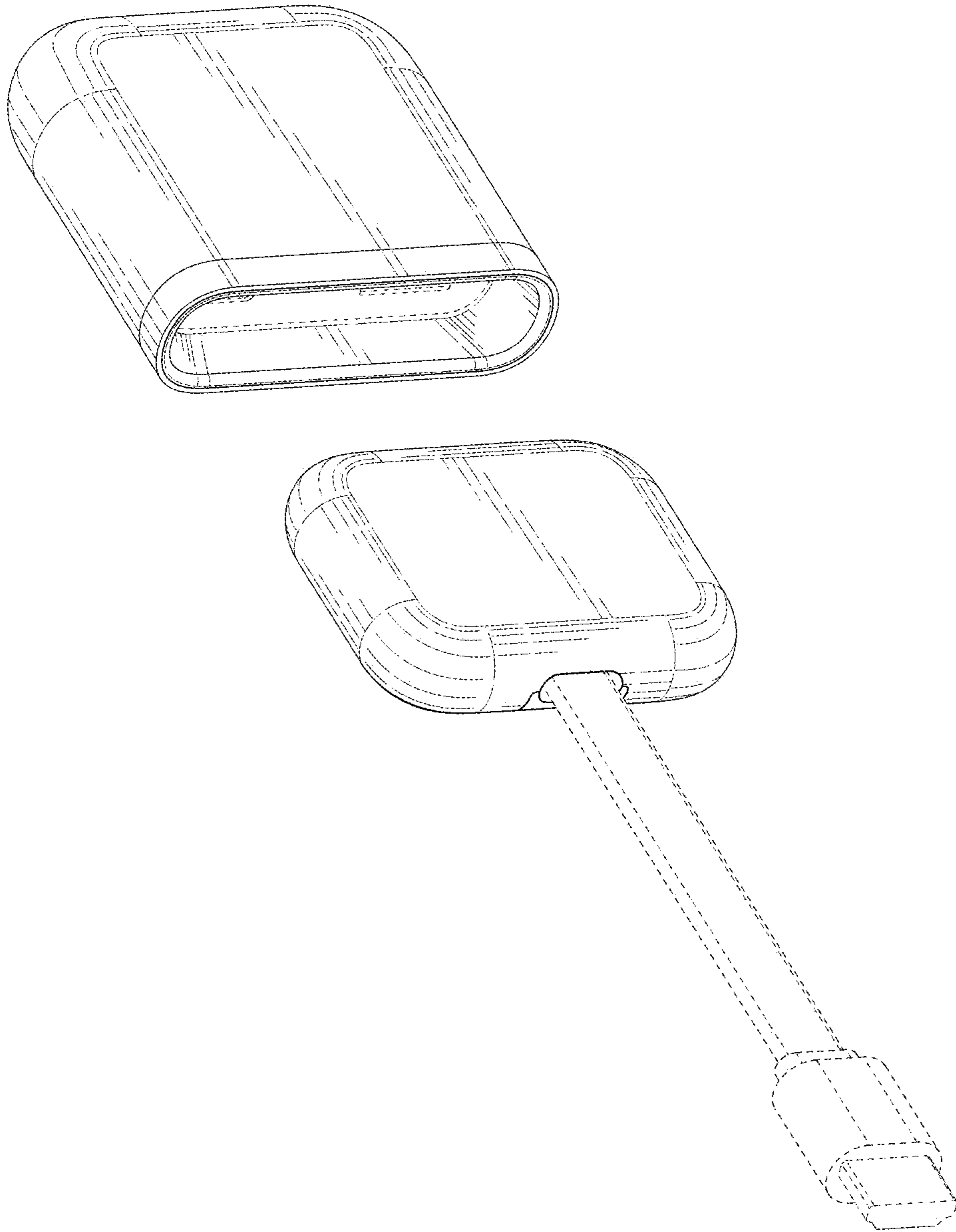


FIG.8