



US00D968377S

(12) **United States Design Patent** (10) **Patent No.:** **US D968,377 S**
Armstrong et al. (45) **Date of Patent:** **** Nov. 1, 2022**

(54) **CASE FOR MOBILE ELECTRONICS**
(71) Applicant: **Urban Armor Gear, LLC**, Laguna Niguel, CA (US)
(72) Inventors: **Steven Armstrong**, Laguna Niguel, CA (US); **Jonathan Fan**, Irvine, CA (US)
(73) Assignee: **Urban Armor Gear, LLC**, Laguna Niguel, CA (US)
(**) Term: **15 Years**

D840,385 S * 2/2019 Deng D14/250
D841,639 S * 2/2019 Liao D14/250
D842,286 S * 3/2019 Weaver D14/250
D843,363 S * 3/2019 Yan D14/250
10,256,861 B2 * 4/2019 Burns A45C 11/22
D861,665 S * 10/2019 Li D14/250
D863,286 S * 10/2019 Hong D14/250
D866,545 S * 11/2019 Loh D14/250
10,542,802 B1 * 1/2020 Brown A45F 5/00
D877,727 S * 3/2020 Armstrong D14/250
D881,176 S * 4/2020 Hao D14/250
D888,031 S * 6/2020 Armstrong D14/250
D901,474 S * 11/2020 Armstrong D14/250

(Continued)

(21) Appl. No.: **29/719,436**
(22) Filed: **Jan. 3, 2020**
(51) **LOC (13) Cl.** **14-03**
(52) **U.S. Cl.**
USPC **D14/250**
(58) **Field of Classification Search**
USPC D14/143, 199, 201, 202, 217, 250, 251,
D14/253, 440, 447, 316
CPC H04M 1/0283; H04M 1/0202; A45C 1/06;
A45C 2011/002; A45C 11/00; A45F
2005/028; A45F 2200/0525
See application file for complete search history.

OTHER PUBLICATIONS

“UAG Scout Series LG G8 ThinQ Case Unboxing and Review” [online]. Big Unbox. [Published on May 1, 2019]. Retrieved from the Internet: <<https://www.youtube.com/watch?v=Cu0GUEF2ySk>>.*

Primary Examiner — Mojtaba Tehrani
(74) *Attorney, Agent, or Firm* — K&L Gates LLP; Brian J. Novak; Giorgios N. Kefallinos

(57) **CLAIM**

The ornamental design for a case for mobile electronics, as shown and described.

(56) **References Cited**

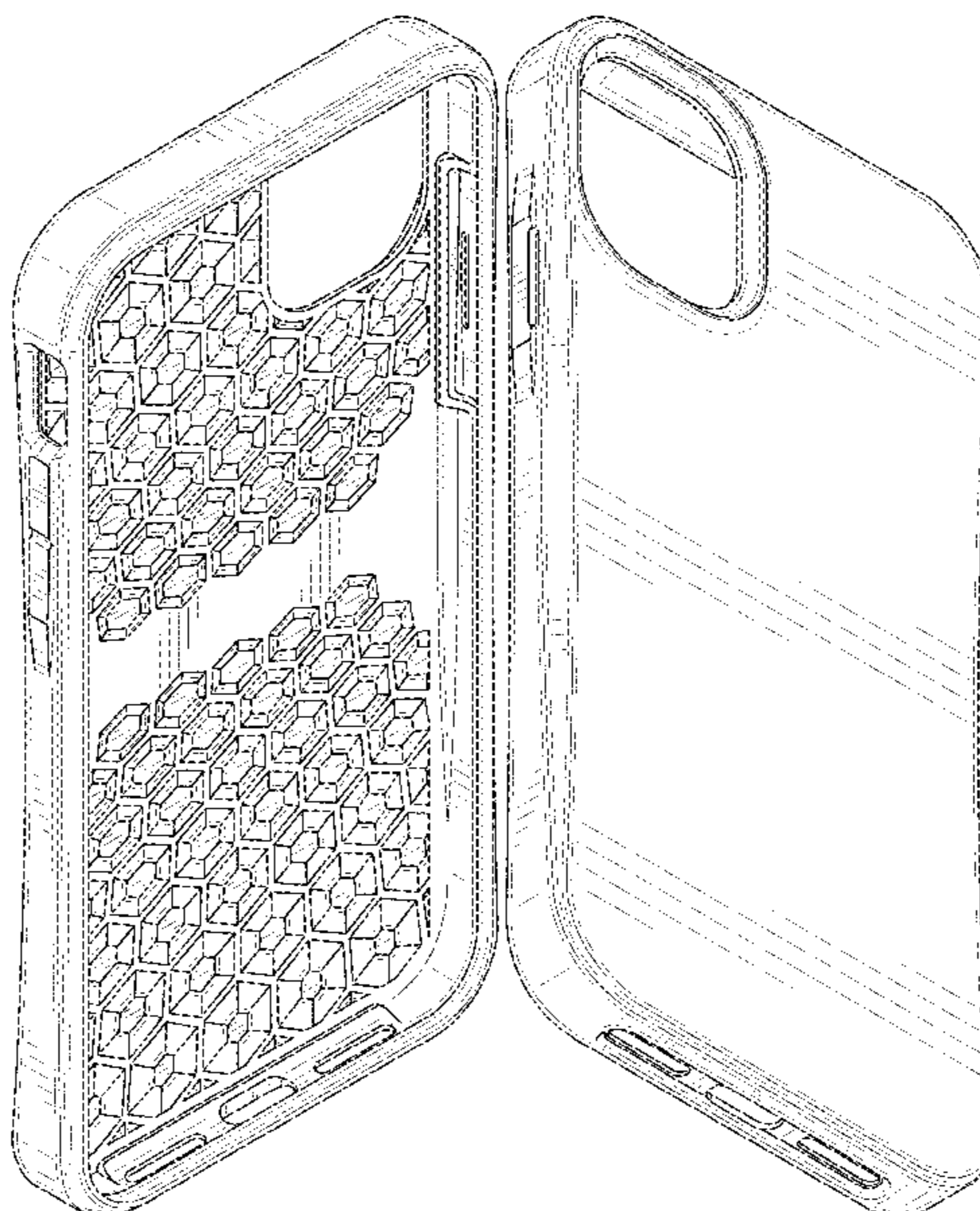
U.S. PATENT DOCUMENTS

D715,785 S * 10/2014 Jacob D14/250
D733,696 S * 7/2015 Burgett D14/250
D742,869 S * 11/2015 Odhwani D14/250
9,295,174 B2 * 3/2016 Witter B65D 81/022
D768,123 S * 10/2016 Armstrong D14/250
D771,027 S * 11/2016 Prstojevich D14/250
D773,447 S * 12/2016 Taylor D14/250
D778,271 S * 2/2017 Stump D14/250
D794,626 S * 8/2017 Armstrong D14/250
D808,372 S * 1/2018 Brown D14/250
D808,373 S * 1/2018 Brown D14/250
D832,269 S * 10/2018 Cheng D14/440

DESCRIPTION

FIG. 1 is a front-right perspective view of a case for mobile electronics, showing our new design; FIG. 2 is a back-left perspective view of the case of FIG. 1. FIG. 3 is a front elevation view of the case of FIG. 1. FIG. 4 is a back elevation view of the case of FIG. 1. FIG. 5 is a right-side elevation view of the case of FIG. 1. FIG. 6 is a left-side elevation view of the case of FIG. 1. FIG. 7 is a top plan view of the case of FIG. 1; and, FIG. 8 is a bottom plan view of the case of FIG. 1. Shading forms no part of the claim.

1 Claim, 8 Drawing Sheets



(56)

References Cited

U.S. PATENT DOCUMENTS

D901,475	S	*	11/2020	Armstrong	D14/250
10,973,293	B2	*	4/2021	Armstrong	H04B 1/3888
D929,383	S	*	8/2021	Hwang	D14/250
D943,402	S	*	2/2022	Krull	D8/367
D951,241	S	*	5/2022	Bevington	D14/250
D951,242	S	*	5/2022	Lin	D14/250
D952,624	S	*	5/2022	Armstrong	D14/250

* cited by examiner

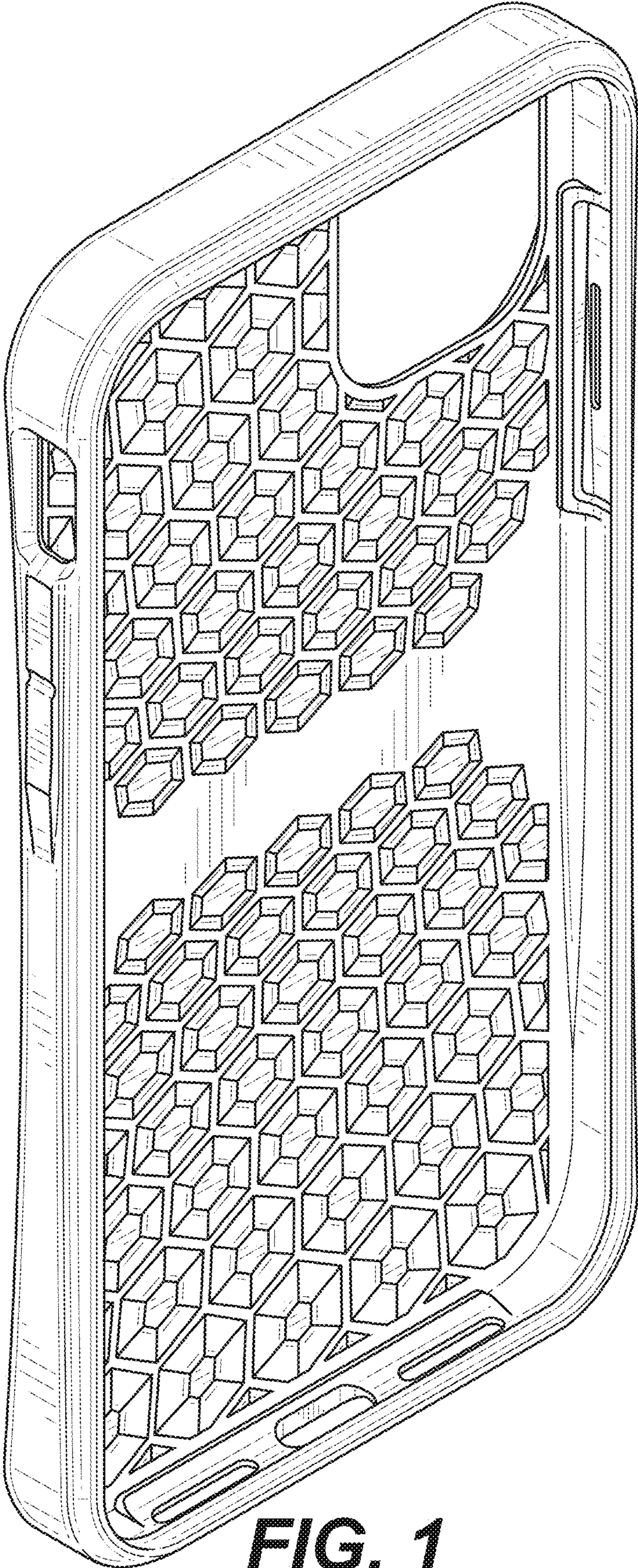


FIG. 1

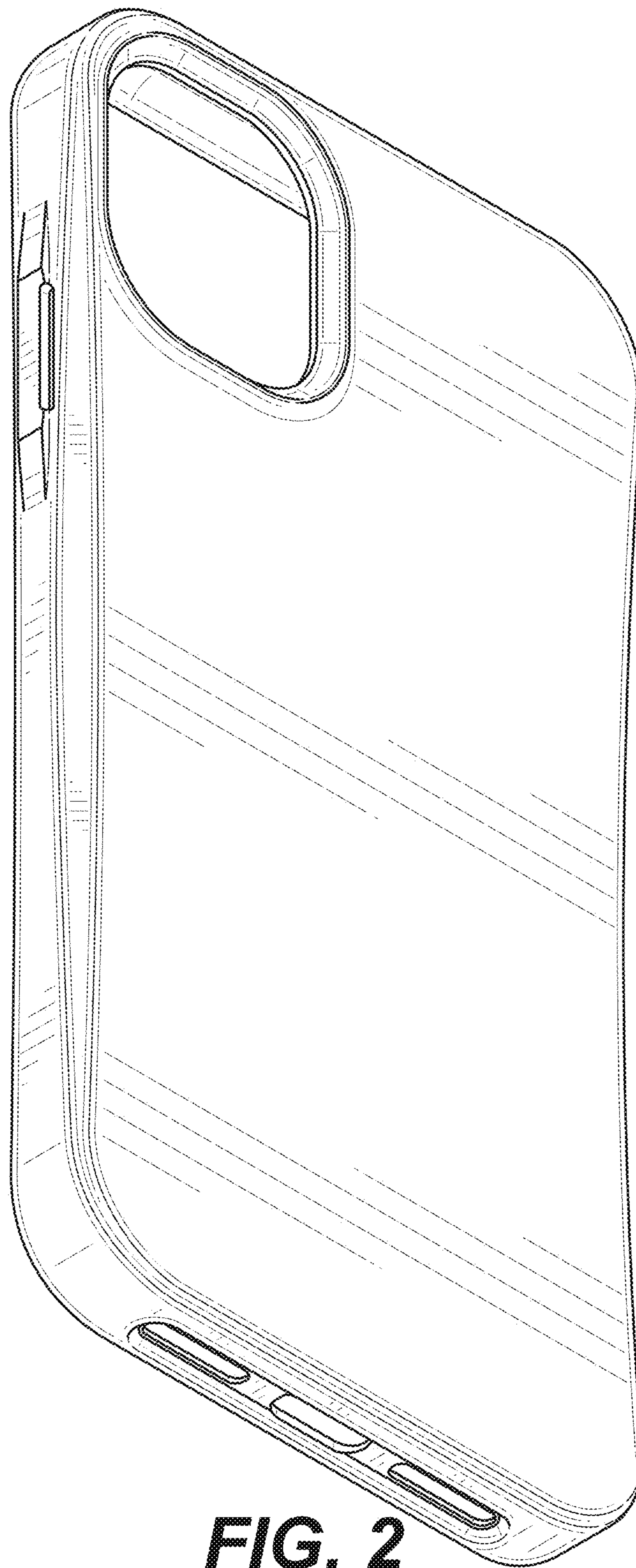


FIG. 2

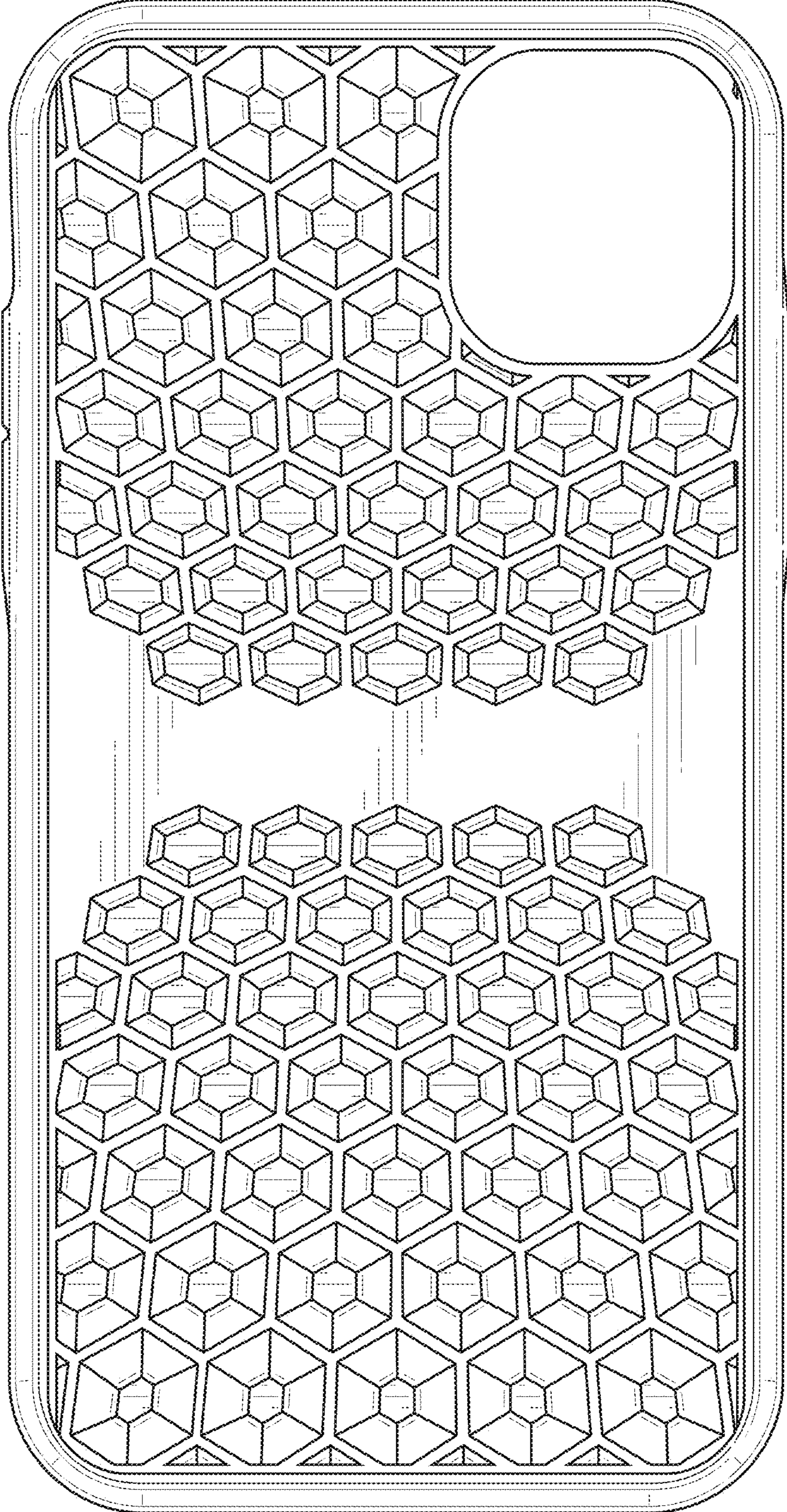


FIG. 3




FIG. 4




FIG. 5

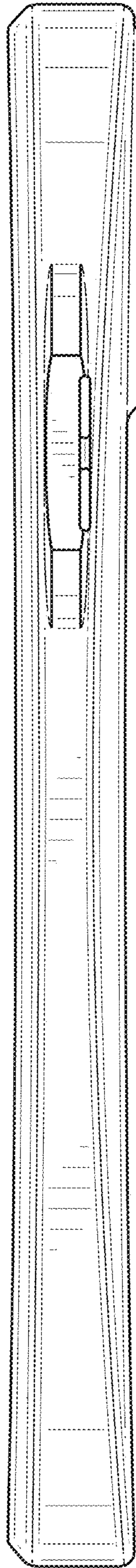


FIG. 6




FIG. 7

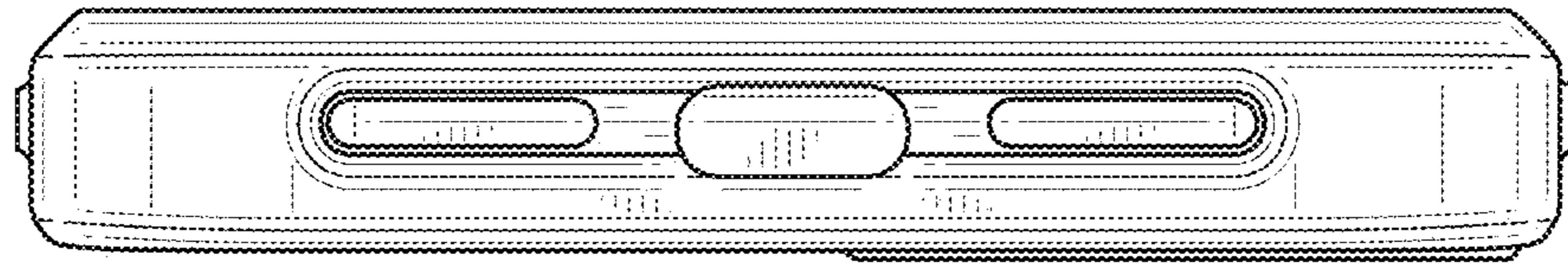


FIG. 8